

CYNGOR SIR CEREDIGION COUNTY COUNCIL

Report to: Cabinet

Date of meeting: 3 December 2024

Title: CYSUR/CWMPAS Combined Local Operational Group Safeguarding Report - Quarter 1 2024/25

Purpose of the report: To monitor activity on a multi-agency basis of the actions taken to safeguard children and adults within Ceredigion.

For: Information

Cabinet Portfolio and Cabinet Member:
Councillor Alun Williams, Deputy Leader of the Council and Cabinet Member for Through Age and Wellbeing

Background

Please see attached CYSUR-CWMPAS Combined Local Operational Group Safeguarding Report for Qtr 1, 2024/25.

These are multi-agency management reports in relation to safeguarding children and adults in Ceredigion during the period 1st April to 30th June 2024. They provide management information on action taken under the Wales Safeguarding Procedures.

The Reports include information provided by other agencies in relation to safeguarding the welfare of children and adults in Ceredigion.

The management information is discussed by members of the CYSUR/CWMPAS Combined (Ceredigion) Local Operations Group in order to monitor and evaluate the effectiveness of the safeguarding of children and adults arrangements in Ceredigion and the outcomes achieved.

These multi agency meetings provide an opportunity to identify and act upon any performance and other issues within this area of work.

Performance information is also provided to the Mid and West Wales Regional Safeguarding Board which is also an opportunity to analyse performance, trends and issues across the Region.

Summary of Key Points:

- There were 274 referrals that proceed to actions needing to be taken under Child Safeguarding Procedures in this quarter, which was an increase on the previous quarters, quarter 4, there being 196 referrals needing to proceed to actions being undertaken under Safeguarding procedures.
- There were 18 Initial Child Protection Conference held in the quarter, regarding 31 children/young people and 20 children were placed on the register during the quarter.

- There were 21 Review conferences held in the quarter relating to 33 children/young people, with 17 children/young people remaining on the register and 16 children/young people were removed from the register.
- The largest source of the referrals in this quarter were Education.
- In this quarter, the way that we are collecting and reporting the data has changed. We no longer are collecting the number of contacts that we have on open cases, we are now only collecting the new reports/referrals (MARFS) that are received which could be in relation to new cases or cases that are already open where a new concern has been identified and referred into the service. So of the number of new referrals (MARFs) that we received in this quarter, which was a total of 623, of those there was a Strategy Discussion held on 44% of those referrals, 14.3% progressed to a Section 47 Enquiry and 4.98% progressed to an Initial Child Protection Conference.
- There were 89 Section 47 enquiries undertaken, 72 were of those were undertaken jointly with Police and 17 were single agency.
- Physical abuse was the main category of abuse which led to a Section 47 Enquiry followed by Sexual abuse/exploitation. Then neglect and then emotional abuse.
- The percentage of the Initial Child Protection Conferences held within the 15 day statutory timescale was 61.3% compared to 82.4% in the previous quarter. There was an improvement in the holding of Core Groups within timescales but there were further delays in relation to Review Conference being held in timescales. There were a variety of reasons for the delays in conferences not being held within timescales.
- Of the 16 children who were de-registered in this quarter, 5 children became children who were looked after and 11 continued to be in receipt of care and support under a care and support plan.
- 32 children were on the child protection register as at the end of Quarter 1 (June 2024) with parental separation, domestic abuse and parental mental health difficulties being the main risk factors for the children/young people who were on the register.

Adult Safeguarding:

- There was an increase in referrals received this quarter (223), 216 from the previous quarter 204 in Quarter 3.
- Police were the main source of referrals and then the Local Authority, this quarter.
- Neglect is the main category of abuse reported with emotional/psychological abuse following that with physical abuse, financial abuse and then sexual abuse.
- Females are the highest number of victims in all categories of abuse, with the number of male victims being low in comparison in all categories of abuse except Neglect where the number of male victims is higher.
- People's own home is the place where abuse has most occurred, and a relative/friend is the people most allegedly responsible for abuse.

Wellbeing of Future Generations:

Has an Integrated Impact Assessment been completed? If not, please state why.

No. This report is provided on an ongoing basis and demonstrates the continuing work that is undertaken in relation to safeguarding children and adults in Ceredigion.

Summary of Integrated Impact Assessment:

Long term: N/A
Collaboration: N/A
Involvement: N/A
Prevention: N/A
Integration: N/A

Recommendation(s):

To note the contents of the report and the levels of activity within the Local Authority.

Reasons for decision:

So that governance of the Local Authority activity and its partner agencies are monitored.

Overview and Scrutiny:

Overview and Scrutiny Co-ordinating Committee

Policy Framework:

Corporate Strategy

Corporate Well-being Objectives:

Creating caring and healthy communities

Finance and Procurement implications:

None

Legal Implications:

To ensure compliance with our statutory duties under the Children Act 1989 and the Social Services and Well Being Act 2014; Part 7

Staffing implications:

None

Property / asset implications:

None

Risk(s):

Managing the safeguarding of Children and Adults at Risk

Statutory Powers:

The Children's Act 1989 and the Social Services and Well-Being Act 2014

Background Papers:

None

Appendices:

Appendix 1- CYSUR CWMAPS Local Operational Group Performance Management Report Quarter 1 2024-2025

Corporate Lead Officer:

Audrey Somerton-Edwards, Corporate Lead Officer: Porth Cynnal

Reporting Officer:

Elizabeth Upcott, Corporate Manager: Safeguarding

Date:

9 October 2024

Acronyms:

CP – Child Protection

CPR – Child Protection Register

Part 4 – Allegations against a member of staff or those working with children,
e.g. - foster carers, volunteers, playgroups, etc.

CPCC – Child Protection Case Conference

ICPC – Initial Child Protection Conference



CEREDIGION

CYSUR LOCAL OPERATIONAL GROUP

Performance Management Report

Quarter: 1

1.4.24 – 30.6.24

CONTENTS:	TUDALEN / PAGE
SECTION 1: Introduction	3
SECTION 2: Headline and Comparative Data	4
SECTION 3: Child Protection Referrals	6
SECTION 4: Child Protection Section 47 Enquiries	8
SECTION 5: Child Protection Conferences	9
SECTION 6: The Child Protection Register	16
SECTION 7: Protection Strategy Meetings in Special Circumstances	18
SECTION 8: Multi Agency Child Sexual Exploitation	19
SECTION 9 Police – MARAC	20
SECTION 10: Learning Services	21
SECTION 11: Hywel Dda University Health Board	27
SECTION 12: S-CAMHS	30
SECTION 13: Adult Safeguarding	37

SECTION 1: INTRODUCTION:

This is the multi-agency management report in relation to safeguarding children in Ceredigion during the period 1st April to 30th June 2024. It provides performance management information on action taken to safeguard children.

It includes reports from partner agencies relating to safeguarding and promoting the wellbeing of children in Ceredigion.

The indicators and measures used are defined and reported on locally, regionally and nationally.

This management information is regularly discussed by members of the CYSUR Ceredigion Local Operations Group in order to monitor and evaluate the effectiveness of safeguarding children arrangements in Ceredigion and the outcomes achieved.

Any comments or queries regarding the report should be addressed to:

Elizabeth Upcott
Rheolwr Corfforaethol Diogelu
Safeguarding Corporate Manager,
Elizabeth.Upcott@ceredigion.gov.uk
01545 574212

SECTION 2: Headline and Comparative Data

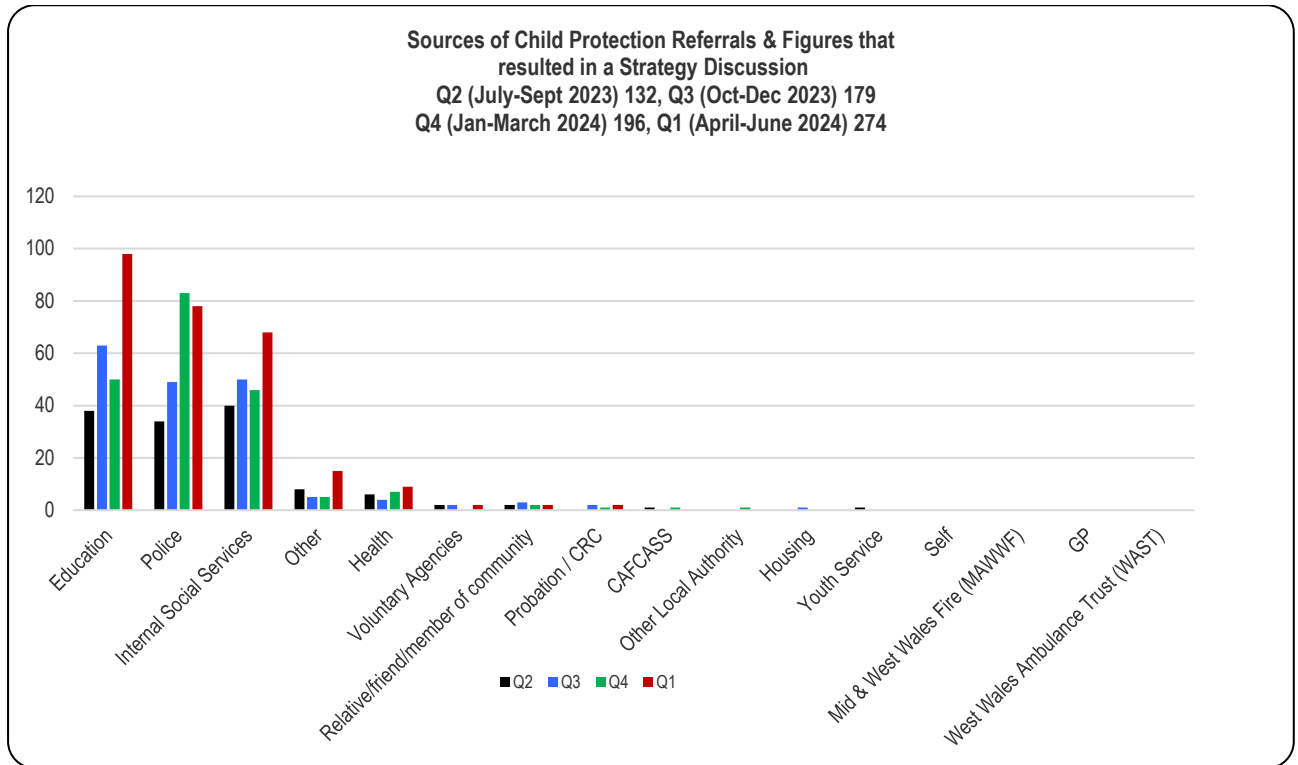
Referral Outcomes	April-June 2024	Jan-Mar 2024	Oct-Dec 2023	July-Sept 2023	April-June 2023
Reports/Referrals leading to Child Protection Strategy Discussions / Meetings	274	196	179	132	172
Number of Initial CP Conferences (excluding transfer and pre-birth conferences)	15	7	10	6	6
Number of Initial Pre-Birth CP Conferences	3	2	1	2	-
Number of Transfer CP Conferences	-	-	-	-	-
Pre-Birth Transfer CP Conference	-	-	-	-	-
Total number of Initial CP Conferences (including transfer and pre-birth Conferences)	18	9	11	8	6
Total number of children subject to Initial/Pre-birth/Transfer Conferences	31	17	17	16	10
Number of children's names placed on the CP Register (excluding pre-birth and transfer conferences)	17	15	15	9	10
Number of children's names to be placed on the CP Register at birth	3	2	1	1	-
Number of children's names placed on the CP Register after transfer from other Local Authorities	-	-	-	-	-
No. of children's names to be placed on the CP Register at birth after transfer from other Local Authorities	-	-	-	-	-
Total number of children's names placed on the CP Register following Initial Conferences	20	17	16	10	10
Total number of children's names not placed on the CP Register	11	-	1	6	-
Number of Review CP Conferences	21	16	20	22	20
Number of Review Pre-Birth CP Conferences	-	-	-	-	-
Total Number of Review CP Conferences (inc Pre-Birth)	21		20	22	20
Number of children subject to Review CP Conferences	33	26	22	36	28
Number of children's names to be placed on the CP Register at birth	-	-	-	-	-
Total number of children subject to Review/Pre-birth Conferences	33	26	31	36	28
Total number of children remaining on CP Register	17	9	10	14	20
Total number of children removed from the CP Register	16	17	21	22	8

Analysis:

There was a significant increase in the number of referrals that led to action taken under Wales Safeguarding Procedures during this quarter.

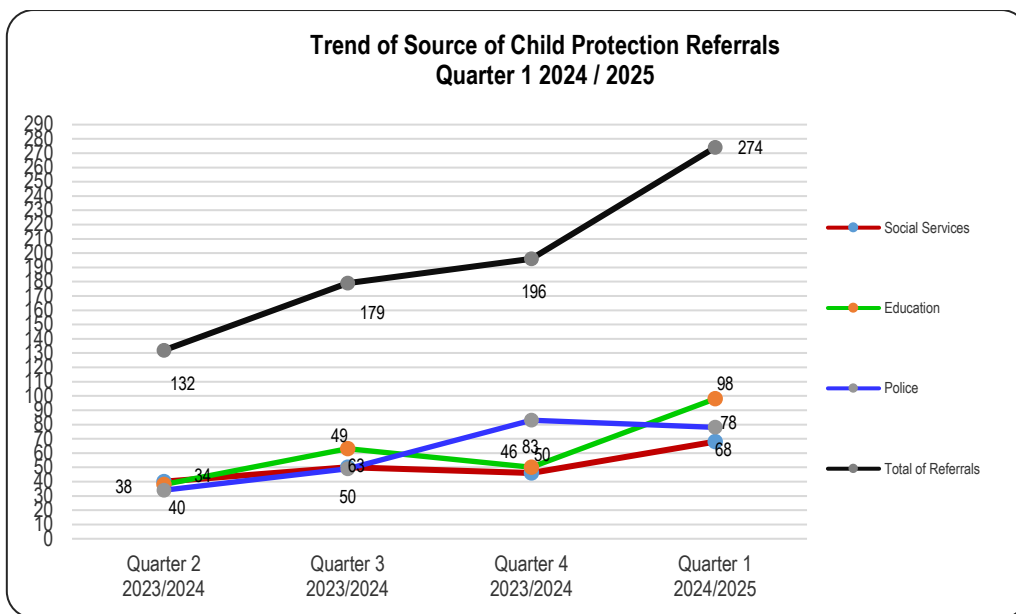
The percentage of children discussed at review conferences and who were deregistered was 48%.

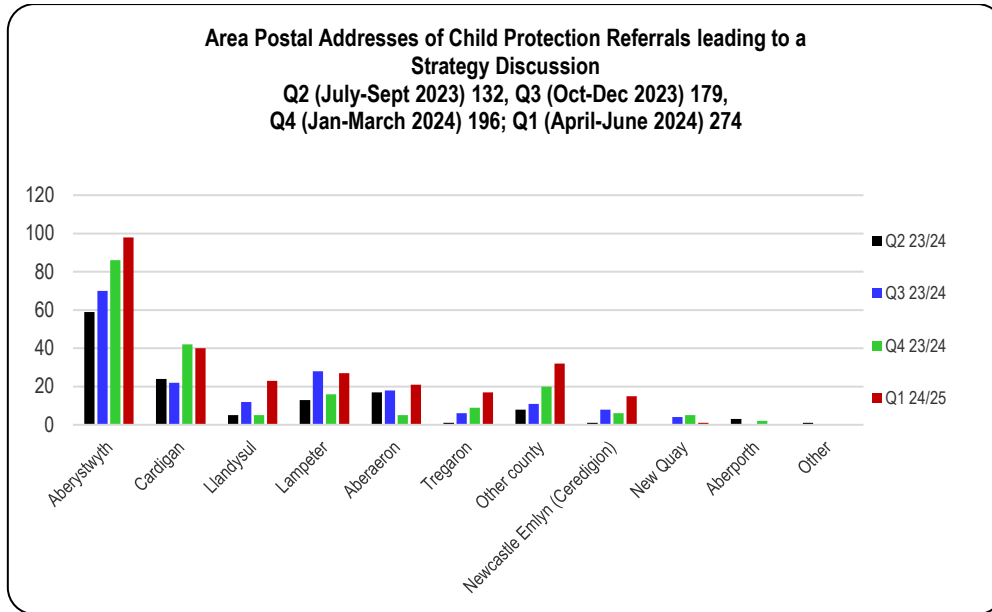
SECTION 3: Child Protection Reports and Referrals:



Analysis:

There has been a significant increase in referrals during the first quarter. The largest source of referrals with a noted considerable increase were received from Education. The Police had a slight decrease in referrals, with Internal Social Service also recording a significant increase.





Analysis:

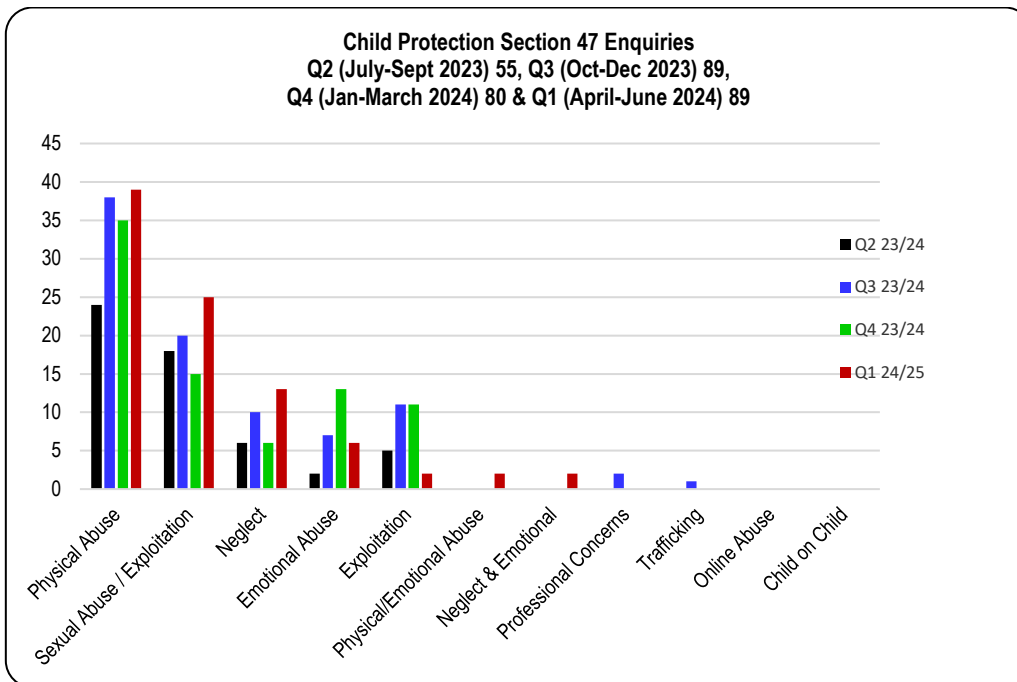
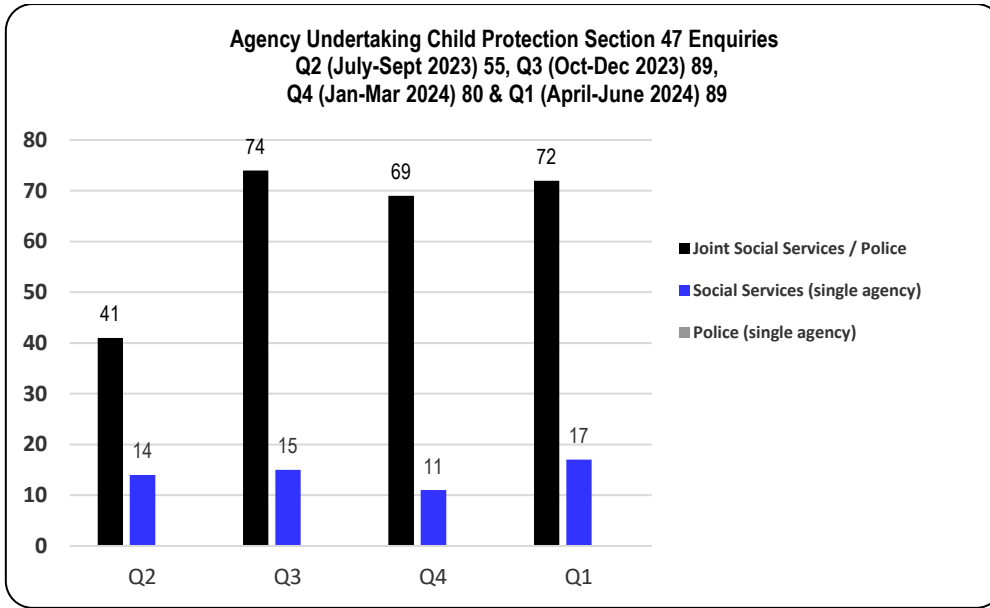
Aberystwyth is consistently the area of the greatest number of referrals.

% Breakdown of Safeguarding Activity Quarter 1 2024 / 2025 (1 April – 30 June)			
Referrals 623	Strategy Discussions 44.0%	Section 47 Enquiries 14.3%	Initial Child Protection Conferences 4.98%

In Quarter 4, there were 1111 contacts / referrals; of those, 17.6% went to a Strategy Discussion, 7.2% went to a Section 47 Enquiry, and 0.8% went on to an Initial Child Protection Conference.

In this quarter, the way that we are collecting and reporting the data has changed. We no longer are collecting the number of contacts that we have on open cases, we are now only collecting the new reports/referrals (MARFS) that are received which could be in relation to new cases or cases that are already open where a new concern has been identified and referred into the service.

SECTION 4: Child Protection Section 47 Enquiries



Analysis:

The main concerns that led to completing child protection enquiries in quarter 1 were allegations of physical abuse and sexual abuse/exploitation.

The majority of enquiries were carried out jointly by Police and Children Services.

SECTION 5: Child Protection Conferences

This table contains breakdown figures in relation to Outcomes of Initial Child Protection Conferences					
Total Number of Initial CPCs	No. of children	No. of unborn	No. of families	Number of children placed on CPR incl. unborn and transferred	No. of children with Child in Need of Care and Support Plan if not registered
18	28	3	17	20	11

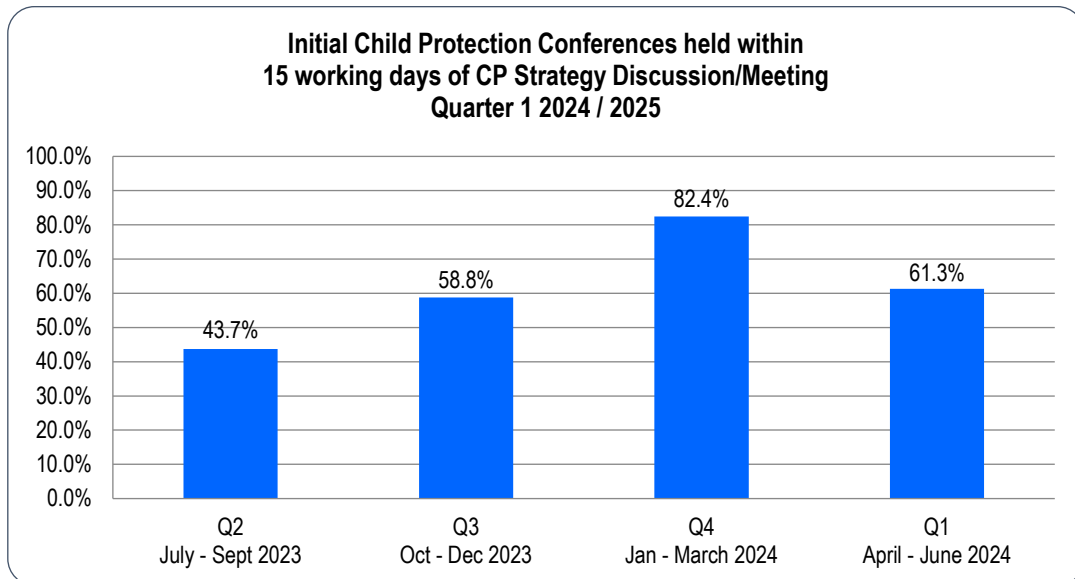
Initial Child Protection Conferences in timescale

61.3% of Initial Child Protection Conferences (ICPC) were recorded to have taken place within 15 working days of the Strategy Discussion/Meeting. 2 Conferences for 1 sibling group of 3 and a sibling group of 2 were delayed due to the availability of key staff. 2 Further conferences for 1 child and a sibling group of 3 were delayed due to Police and Conference Room availability. For an additional 3 conferences consisting of 1 child each, the reasons for delay were recorded as a) parents needing to attend a family occasion; b) police availability and extra time to share reports and c) availability of ISRO and Police.

1 Of the Initial Conferences was a reconvened Initial Child Protection Conference.

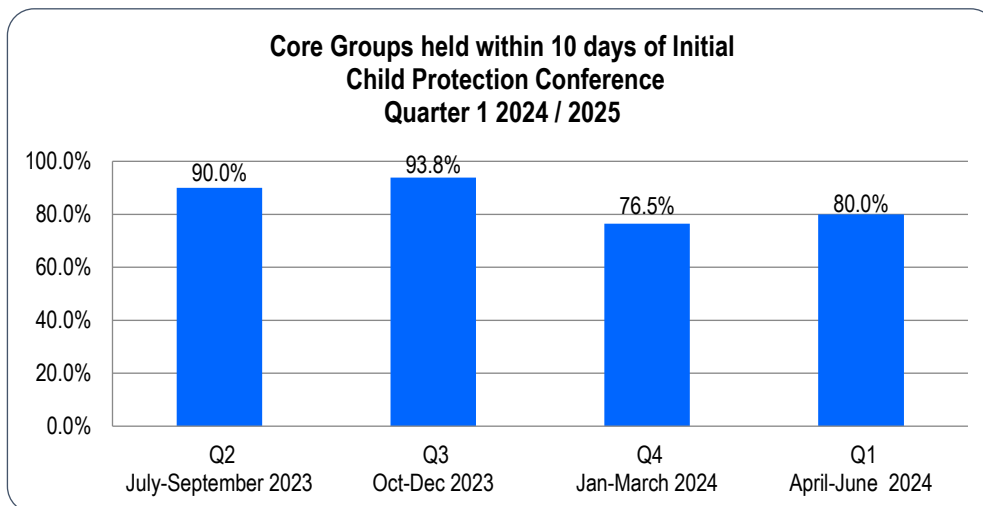
Even though ICPC maybe held out of 15 day timescales, there would always be a Risk Management Plan in place to protect children and young people until their formal Conference could be held.

Initial and Review Case Conferences are being held hybrid / virtually via Microsoft Teams. Both parents and children have been able to participate in the meetings.



Child Protection Core Group Meetings in timescale:

80.0% of Child Protection Core Group Meetings were recorded to have taken place within 10 working days of the Initial CP Conference. 1 Core Group for a sibling group of 2 was delayed due to Core Group members availability, whilst a Core Group for a further sibling group of 2 was delayed due to a change in worker.



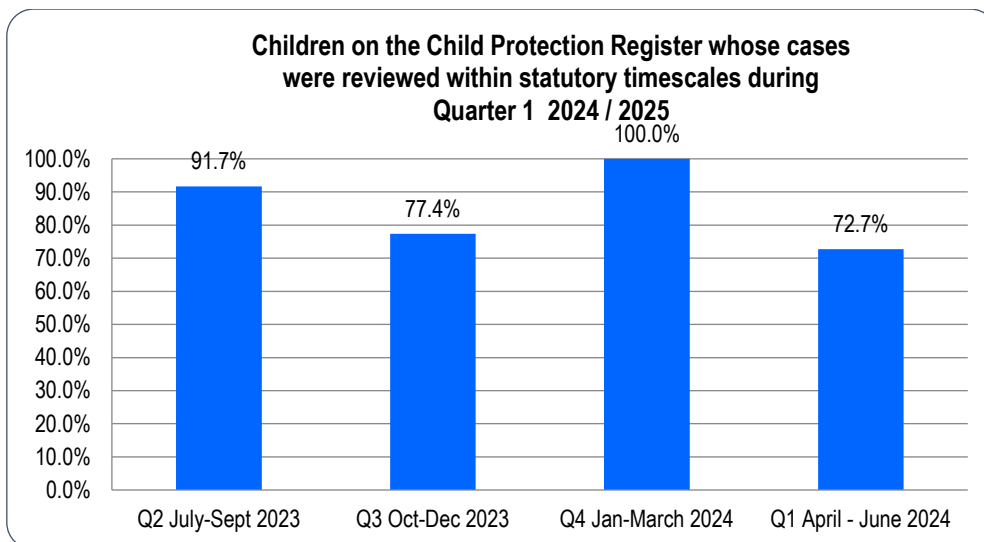
This table contains breakdown figures in relation to the outcomes of Review Child Protection Conferences:						
Total No. of Review CPCs	No. of children	No. of Unborn	No. of families	No. of names of children remaining on CP Register	No. of names of children removed from CP Register	No. of children with Child in Need of Care and Support Plan following de-registration
21	33	-	21	17	16	11

Outcomes of Reviews:

Of the 16 children who were de-registered, 11 were in receipt of further intervention on a Child in Need of Care and Support Plan, with the other 5 children becoming Looked After Children.

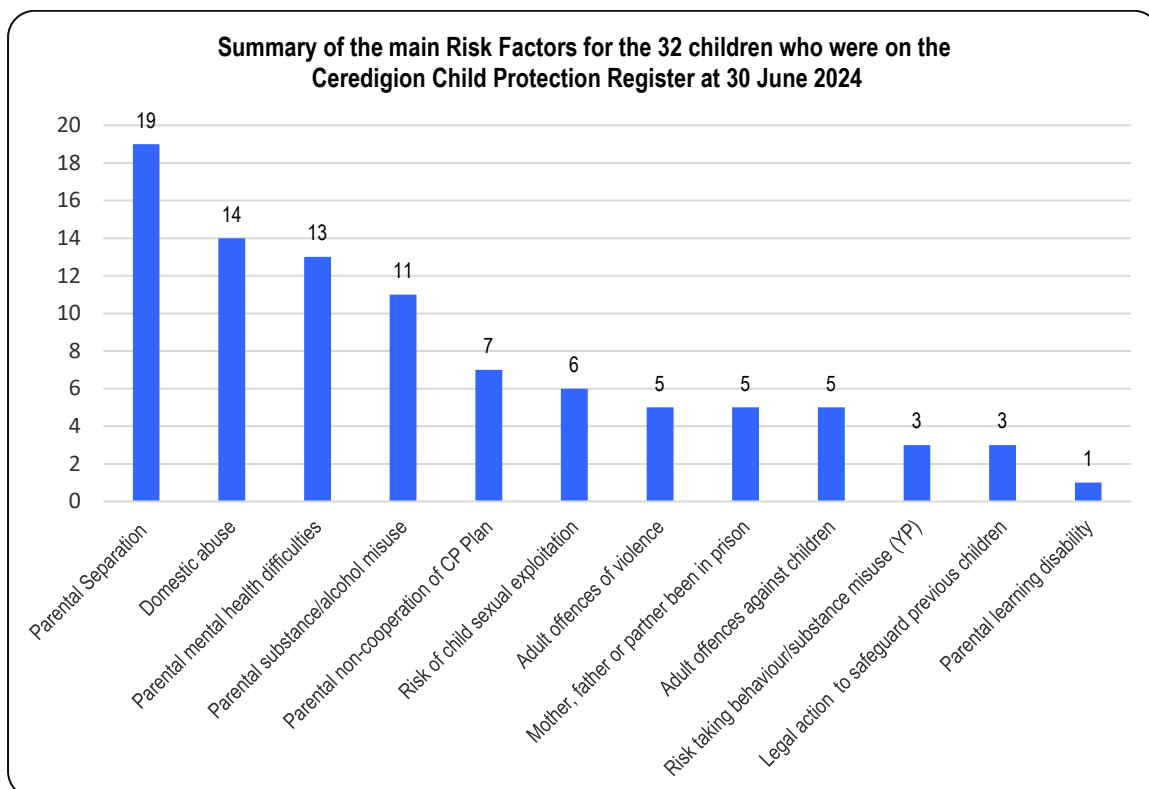
Review Child Protection Conferences in Timescales:

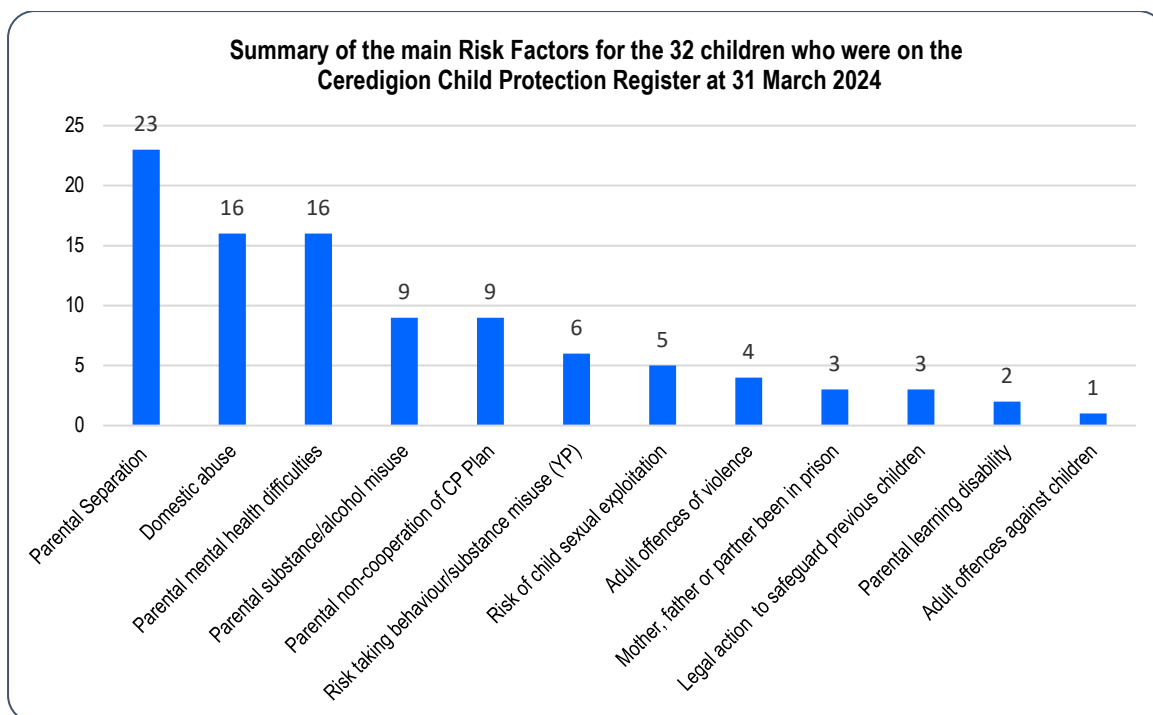
72.7% of Review Child Protection Conferences were recorded to have taken place within timescales.



Participation of parents and children in Child Protection Conferences
*Comparative data for Quarter 4 in brackets

*Social Worker report to parents 24 hours before CPC	*CP Chair met with family before CPC	*CP Chair met with child before CPC	*Family member present at CPC	*Children's views represented at CPC who did not attend (5 -18 yrs.)	*Children attendance at CPC (Over 11 yrs.)	*Children Who have allocated Advocate / Tros Gynnal.
98% (100%)	86% (95%)	40% (40%)	97% (98%)	54% (62%)	18% (23%)	67% (54%)





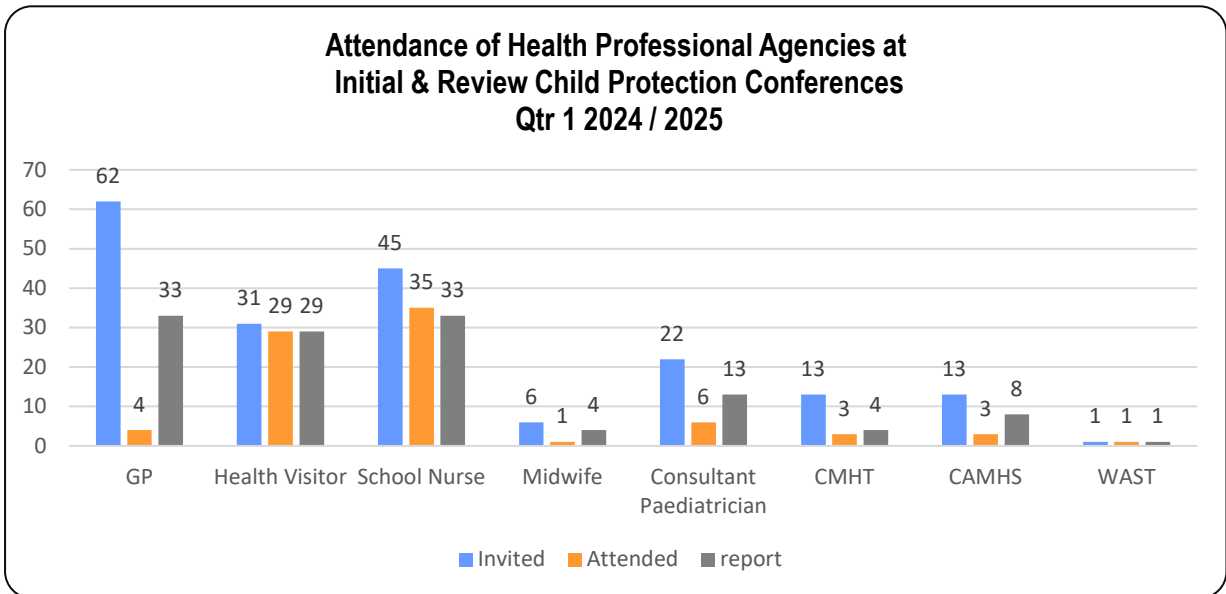
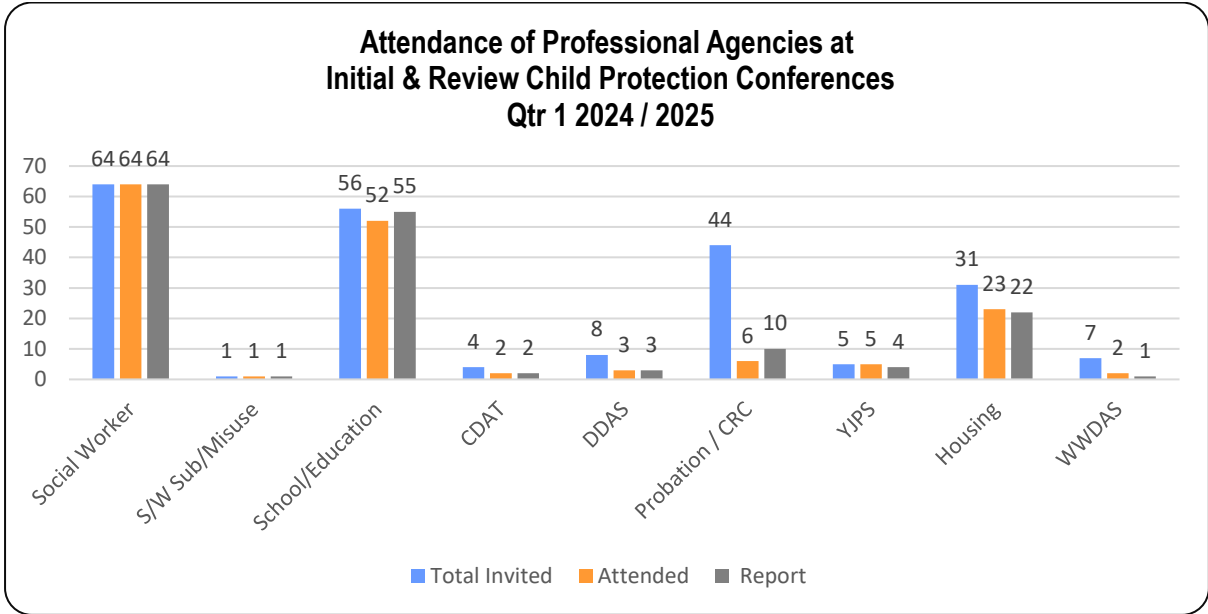
The Toxic Three Risk Factors for the 32 children who were on the Ceredigion Child Protection Register at 30 June 2024		
Number of children subject to a Care and Support Protection Plan where all of the Three Toxic Risk Factors feature (Domestic Abuse, Parental Substance Misuse and Parental Mental Health) ACE	4	12.5%
Number of children subject to a Care and Support Protection Plan where Parental Separation <i>or / and</i> Incarceration feature (ACE)	21	65.6%
Number of children subject to a Care and Support Protection Plan where all five ACE (Domestic Abuse, Parental Substance Misuse, Parental Mental Health, Parental Separation and Incarceration)	1	3.1%

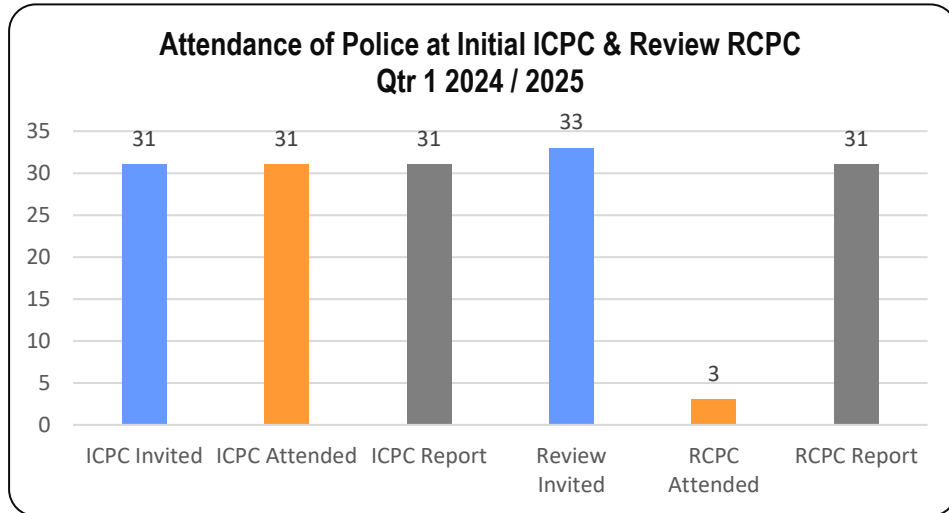
Analysis: one

The main risk factors recorded were parental separation, domestic abuse and parental substance/alcohol misuse.

None of the Conferences identified that the Parents met the criteria for Inspiring Families Project or for the Choices Perpetrator Programme.

Agency Attendance at Conferences:





The attendance of agencies at CPCs is illustrated in the charts above. An average of 7 agencies' staff members were invited to each CPC and an average of 4 attended. There was an average of 5 written reports available at each CPC.

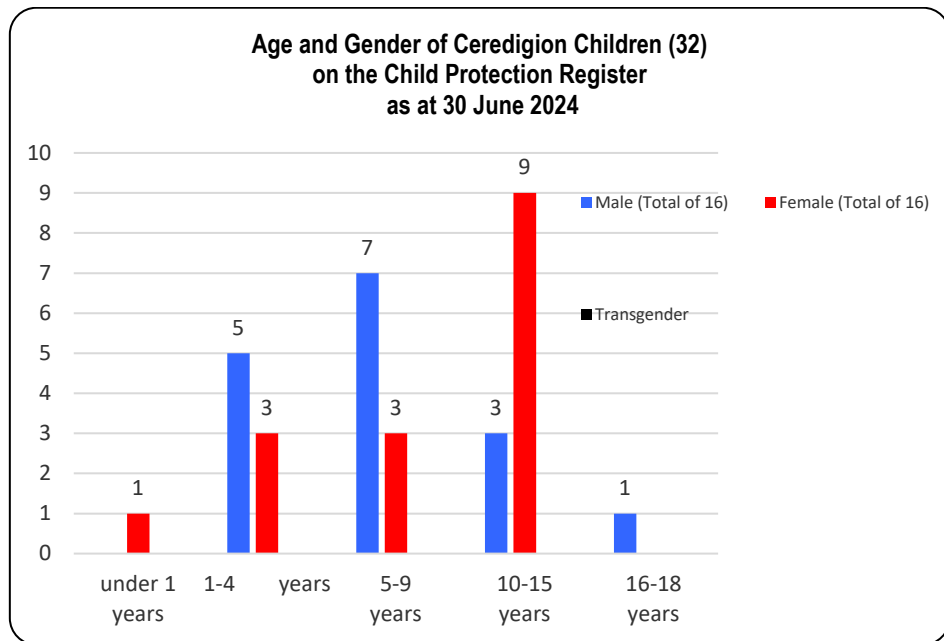
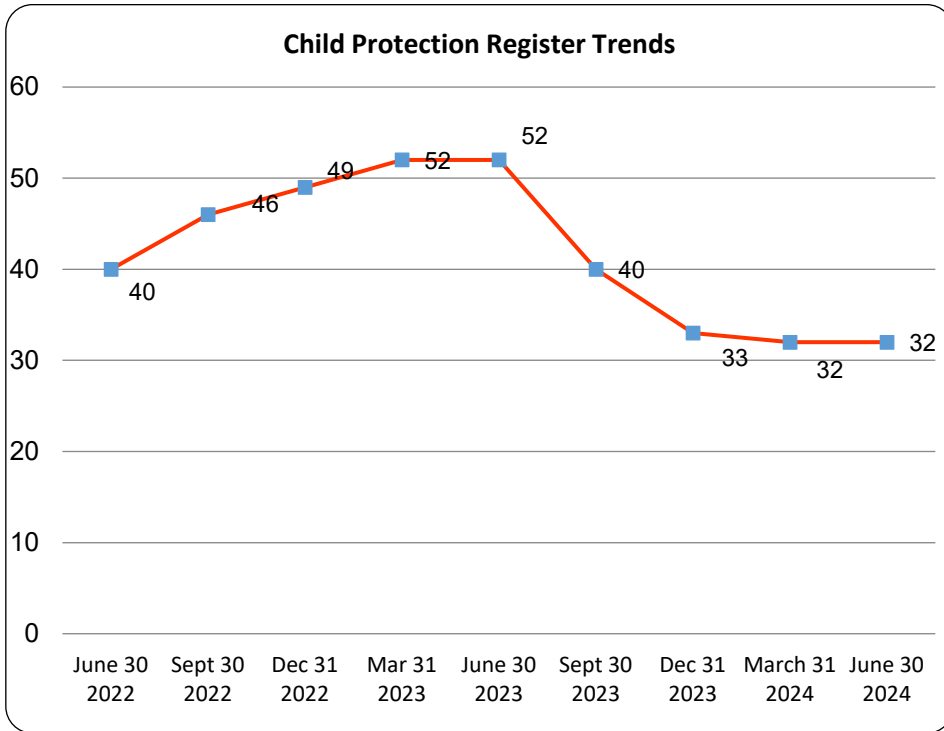
27 (42%) Children's CPC recommended that a Family Group meeting be convened.
 32 (50%) Children's registration decisions were unanimous; with 31 (48%) children's registration a majority decision; with 1 (2%) child's registration not unanimous.
 8 (13%) Children's CPCs reported that there was dissent regarding the safety of the CP Plan for safeguarding the welfare of a child on the CP Register.
 8 (13%) Children were identified as a young carer.
 It was identified for 10 (20%) Children that there was a shortfall in information regarding the mother's partner.
 A moderate/severe learning disability was identified for 3 (5%) young persons; with 6 (16%) young persons reported as having an Individual Development Plan.
 2 (3%) Children were reported to have a physical/sensory disability, with behaviour problems identified for 8 (13%) young persons.
 4 (7%) Children were recognised as having speech/language difficulties; with 2 (6%) Young persons reported to have been excluded from school.

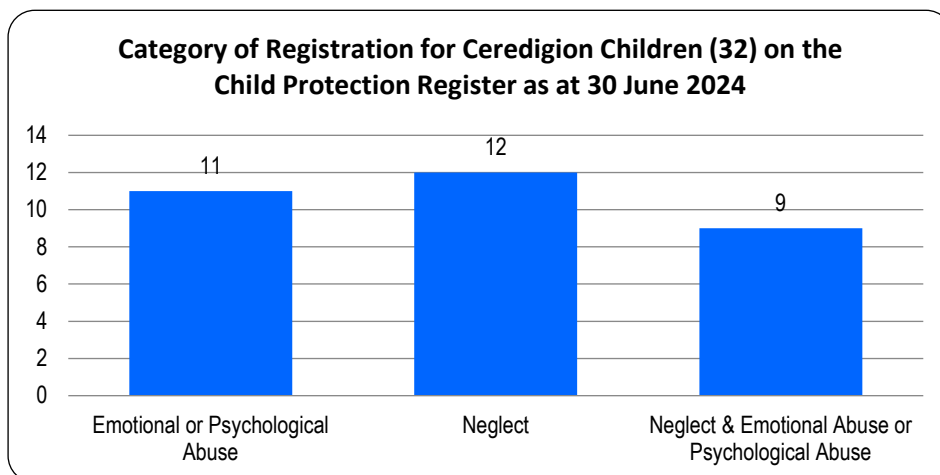
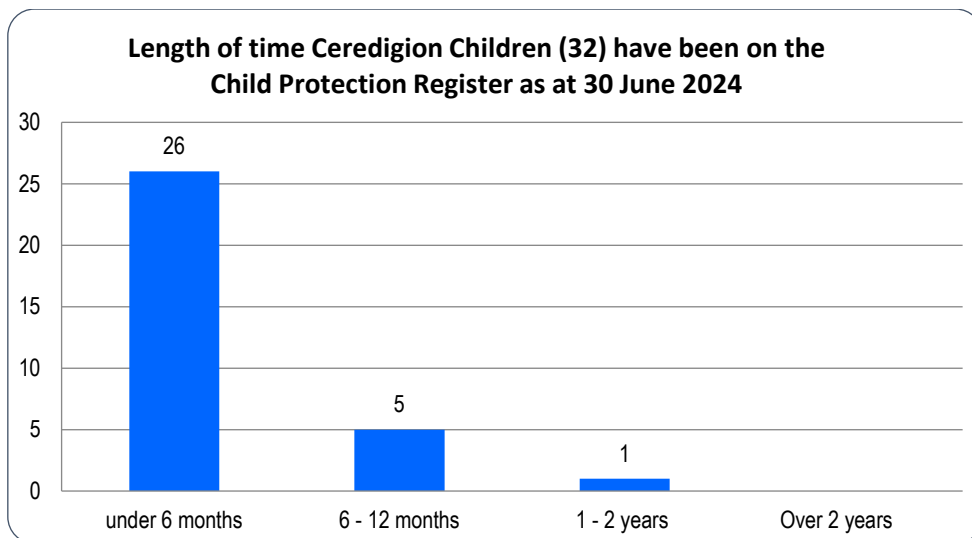
CHILD AND FAMILY FEEDBACK

The previous system for attaining Child and Family feedback following their attendance at a Child Protection Conference has not been possible since the start of the Pandemic in March 2020 due to the fact that most Conferences are held virtually. However, since the beginning of April 2022, Evaluation Questionnaires have been sent to families following their attendance at a Child Protection Conference to gain their views and feedback. This process will continue until such time that Child Protection Conferences take place on a face-to-face basis.

CHILD AND FAMILY FEEDBACK						
Evaluation questionnaires were provided to children/young people (of appropriate age/level of understanding), parents and carers who attended CP Conferences during the quarter. A total of 46 questionnaires were circulated; with 7 (15.2%) returned.						
Was the venue and time of the Conference				Did you feel prepared to attend the Conference?		
	Very suitable	OK	Not suitable	Yes	Not sure	Not at all
Children						
Parents	3	2		3	1	1
Carers		2		2		
Family Members						
Were you able to say what you wanted				Did you feel your views were taken into account		
	Yes	Not enough	No	Yes	Some	Not at all
Children						
Parents	3	2		3	1	1
Carers	2			2		
Family Members						
Is there anything that you would like to say that might help us to improve the process?				Action taken by Quality Assurance & Independent Service to address any concerns		
Child	•					
Parents	<ul style="list-style-type: none"> • Only issue was password for reports was never received and once received during conference didn't work. • Engage with the parents more and listen to what they are saying. • More information about the meeting before it happens so I'm more prepared. 			ISRO advised		
Carers	•					
Extended Family	•					

SECTION 6: Child Protection Register





WG Measure 28 - The average length of time for all children who were on the Child Protection Register:		
This Measure asks for the average length of time in calendar days on the register for all children who were de-registered during the quarter	April-June	211.2

WG Measure 27 – The number of re-registrations of children on Local Authority Child Protection Registers within the year								
Initial Conferences	April-June 2024	Jan-March 2024	Oct-Dec 2023	July-Sept 2023	April-June 2023	Jan-Mar 2023	Oct-Dec 2022	July-Sept 2022
Number of Children previously on the register and deregistered within last 12 months	0	1	0	0	0	3	5	0

ADRAN SECTION 7: Cyfarfodydd Strategaeth Amddiffyn Plant Ganllawiau Amddiffyn Plant Cymru Gyfan / Child Protection Strategy Meetings of the All Wales Child Protection Procedures.

Category of Child Protection Strategy Meeting	Total number of cases	Total number of meetings
Risk of child exploitation	12	14
Concerns regarding physical abuse	1	1
Concerns regarding neglect	7	9
Concerns regarding sexually harmful behaviour	2	3
Concerns regarding a young person going missing	4	6
Concerns regarding emotional abuse	4	5
Concerns regarding sexual abuse	1	1
Concerns regarding a person in contact with children through their work	8	9
Concerns regarding fabricated illness	1	1
Total number of meetings		49
Total number of cases discussed in this quarter	39	

ADRAN/SECTION 8: Ecsbloetio Rhywiol Plant Cyfarfodydd Rheoli Aml Asiantaethol / Multi Agency Child Exploitation Management Meetings

New Case / Review	Exit / Remain in MACE	Male / Female	Age	At home / in care	CPR	Date of meeting	Agency Attendance
R	Remain	M	14	H	Y	09.04.24 24.05.24 14.06.24 17.06.24	Safeguarding, Police, Education, Planned Care, Health, YJS
R	Remain	M	16	H	Y	16.04.24	Safeguarding, Police, Education, CAMHS, Choices, TAF YJS
R	Exit	M	17	H	N	22.05.24	Safeguarding, Police, Education, Health
R	Exit	M	17	H	N	22.05.24	Safeguarding, Police, Education, Health
R	Exit	M	16	H	N	05.03.24 07.05.24	Safeguarding, Police, TAF, PCC
R	Exit	M	15	H	N	23.05.24	Safeguarding, Police, Planned Care, CAMHS, Choices, Education, Health
R	Remain	F	14	C	Y	24.05.24	Safeguarding, Police, Planned Care, Education, Health, PCC
R	Exit	F	15	H	Y	20.06.24	Safeguarding, Police, Education, Planned Care
N	Remain	F	14	H	N	03.05.24	Safeguarding, Police, Education, Health, PCC, YJS
R	Exit	F	15	H	N	21.05.24	Safeguarding, Police, Education, PGT, CAMHS
R	Remain	F	14	C	N	08.05.24 10.05.24	Safeguarding, Police, Planned Care, Education, PCC

SECTION 9: Police Marac Report.

Division	Daily Discussion cases	Cases with children	Amount of Children	MARAC Cases	Cases with children	Amount of Children
Carmarthenshire	253	116	261	18	3	7
Ceredigion	106	34	73	12	2	3
Pembrokeshire	142	91	238	14	6	15
Powys	132	60	117	22	11	20

SECTION 10: Learning Services

ADRODDIAD LOG GWASANAETHAU YSGOLION

BWLIAN / BULLYING

Mae data bwlio yn parhau i gael eu gasglu yn dymhorol ym mhob cyfarfod Llywodraethol yr ysgolion. Gweler isod, data Tymor yr Gwanwyn 2024 (a gafodd ei goladu yn ystod tymor yr Haf 2024). Y data yn dangos gostyngiad sylweddol o dymor y Gwanwyn, ble gafodd 44 achos ei gofnodi.

Bullying data is collected by all schools during Governing Body meetings on a termly basis. Please see below data collected for the Spring Term 2024 (which was collated during the Summer term 2024). The data shows a significant decrease of reported incidences, from the Autumn Term, where 44 cases were recorded.

Math o Fwlian / Type of Bullying	Gwanwyn 2024 / Spring 2024
Gallu / Ability	0
Oedran / Age	0
Edrychiad / Appearance	6
Biffonig / Biphobic	0
Anabledd / Disability	1
Rhyw / Gender	0
Homoffonig / Homophobic	0
Plentyn sy'n derbyn gofal / Looked after Child	0
Di-ddeuaidd / Non-Binary	0
Beichiogrwydd neu Famolaeth / Pregnancy or Maternity	0
Hiliol / Racial	5
Crefydd neu Gred / Religion or Belief	0
Rhywiol / Sexual	0
Sexual Orientation	0
Trawsffonig / Transphobic	1
Gofalwr Ifanc / Young Carers	0
E Ddiogelwch / E Safety	2
Eraill / Other	7
Not Specified	0
Cyfanswm / Total	22

HYFFORDDIANT / TRAINING

Mae hyfforddiant Diogelu ac Amddiffyn Plant lefel 1 ar rhaglen e-ddysgu yn unig, dyma'r nifer o staff sydd wedi cwblhau yr hyfforddiant hyn drwy cyfnod cwarter 1. Yn ogystal, mae'r niferoedd o staff sydd wedi cwblhau lefel 2 Amddiffyn Plant yn rhithiol hefyd wedi ei ychwanegu yn ystod y cyfnod hwn.

Level 1 Safeguarding and Child Protection training is only available as an e-learning programme, below is the number of staff who have completed the training during the quarter 1 period. In addition, the number of staff who have completed the level 2 Child Protection training virtually during this period, is also noted below.

Lefel 1 / Level 1	632 mewnol / internal 74 allanol / external
Lefel 2 / Level 2	35 mewnol / internal 68 allanol / external

VAWDASV

Mae yna 209 o staff mewnol a 24 o staff allanol wedi cwblhau hyfforddiant VAWDASV ar-lein yng nghyfnod chwarter 1.

209 internal staff and 24 external staff have completed the online VAWDASV training during the quarter 1 period.

ADDYSG DDEWISOL GARTREF / ELECTIVE HOME EDUCATION

Nifer o blant yr ydych yn ymwybodol ohonynt sydd yn cael eu haddysgu'n ddewisol gartref / Number of children that you are aware of that are Electively Home Educated (EHE)	Nifer o blant EHE sy'n hysbys i'r Awdurdod Lleol sydd wedi cael cynnig ymweliad blynyddol yn ystod y 12 mis diwethaf / Number of EHE children known to the Local Authority that have been offered an annual visit in the last 12 months	Canlyniad / Outcome
258	211	Child seen – 100 Child not seen – 6 Declined – 90 (reports received for 56 of these) DNa'd – 4

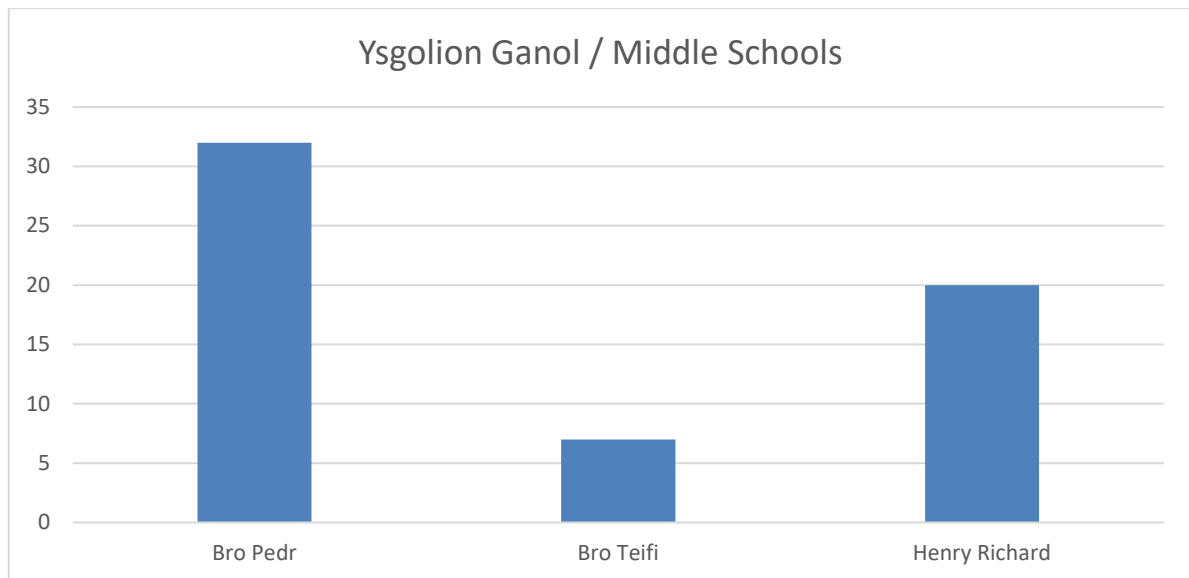
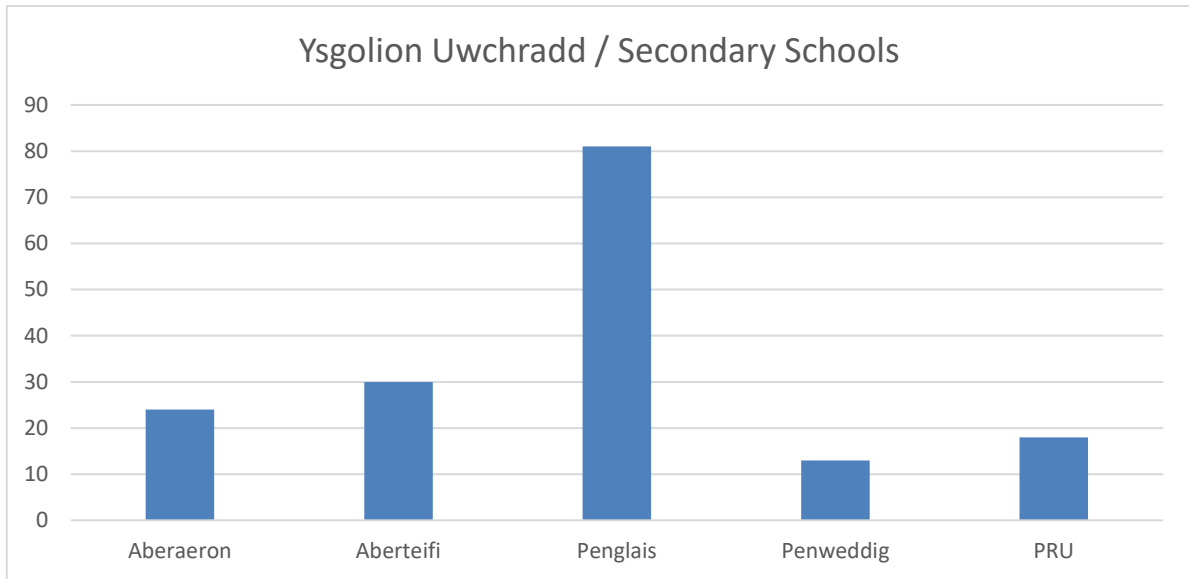
PLANT MEWN GOFAL / LOOKED AFTER CHILDREN

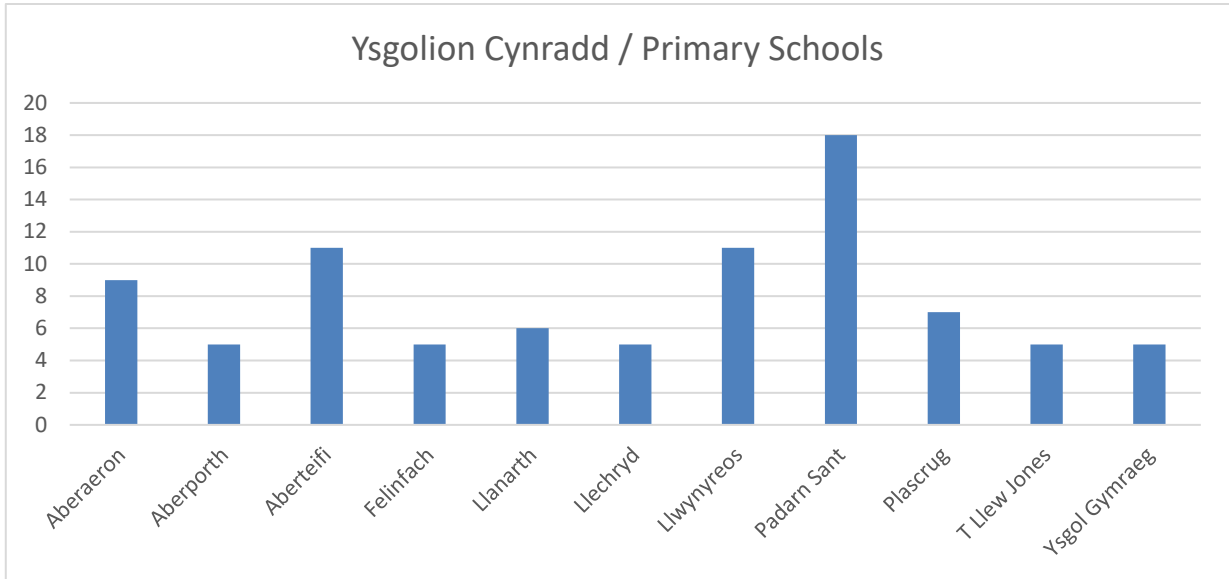
Plant mewn gofal yng Ngheredigion o oedran ysgol stadudol / Looked after children in Ceredigion of statutory school age	April/Ebrill: 57 May/Mai:56 June/Mehefin: 60
Plant mewn gofal allan o'r Sir o oedran ysgol stadudol / Looked after children placed out of County of statutory school age	Ebrill / April: 45 Mai / May:46 Mehefin / June:46
Plant mewn gofal o Siroedd eraill o oedran ysgol stadudol / Looked after children from other Local Authorities of statutory school age	Ebrill / April:28 Mai / May:28 Mehefin / June:28

CYSWLLT YSGOLION / SCHOOL CONTACTS

Gweler isod, y rhifau a natur y cyswllt a dderbyniwyd o ysgolion / sefydliadau dysgu yn ystod chwarter 1.

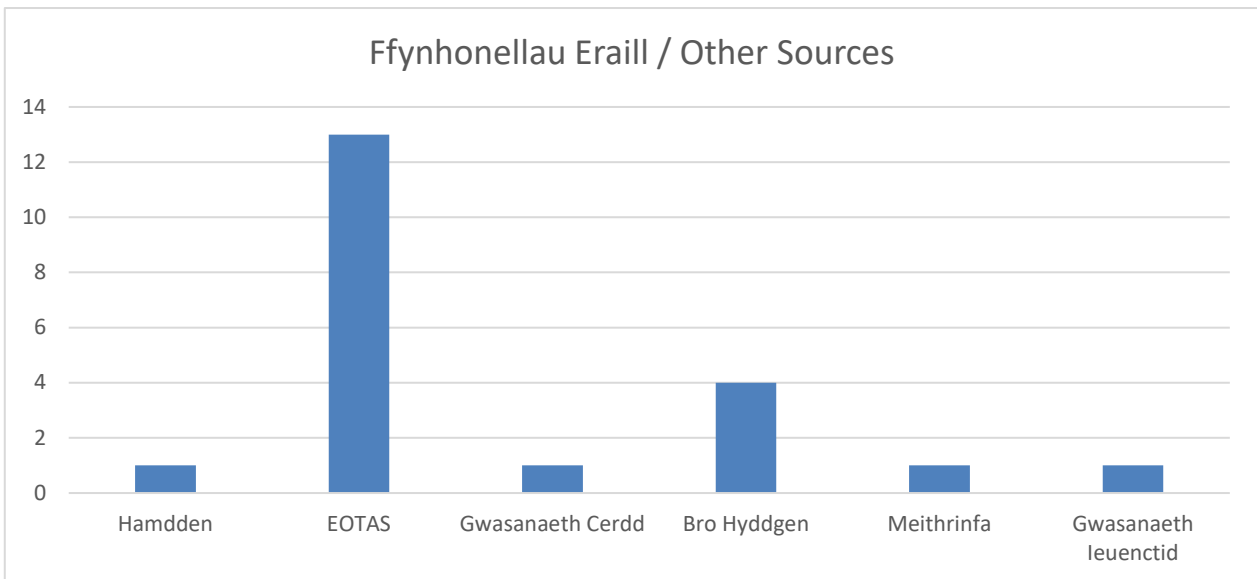
Please see below the number of contacts received from schools/learning establishments and their nature, during the period of quarter 1.

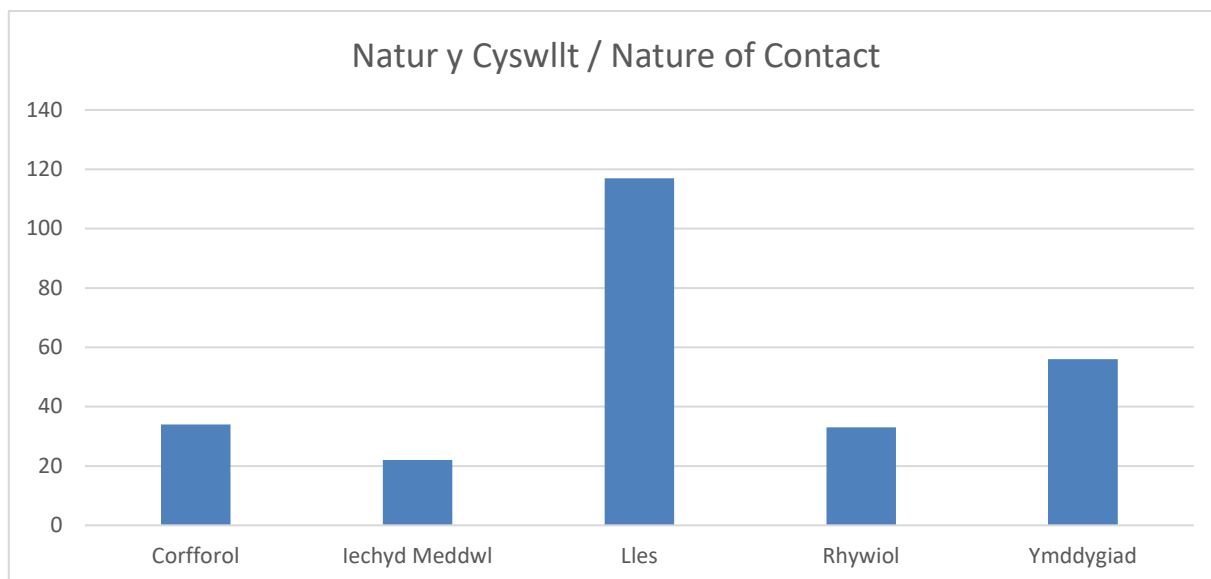




I nodi, fe wnaeth 29 o'r Ysgolion Cynradd gwneud cyswllt yn ystod chwarter 1. Oherwydd y rhif uchel hyn, nid oedd modd cynnwys pob Ysgol ar y dabl, felly wedi cynnwys yn yr uchod, y rhai wnaeth gysylltu pump gwaith neu mwy drwy gydol y cyfnod.

To note, 29 Primary Schools made contact during quarter 1. Due to this large figure, it wasn't possible to capture all on one table. Therefore the above only highlights the Schools who made contact on five or more occasions during the period.





Oherwydd fod niferoedd fawr o rhesymau cyswllt, maen't wedi crynhoi mewn l'r grwpiau isod, er mwyn medru darllen yn fwy glir ar y siart. Yn yr adroddiad yma, dwi wedi ffocysu ar y prif pryderon yn unig.

Due to the large amount of reasons given for contact, some have been grouped together as noted below, in order for the information to be presented more clearly on the chart. In this particular report, I have highlighted the main concerns raised only.

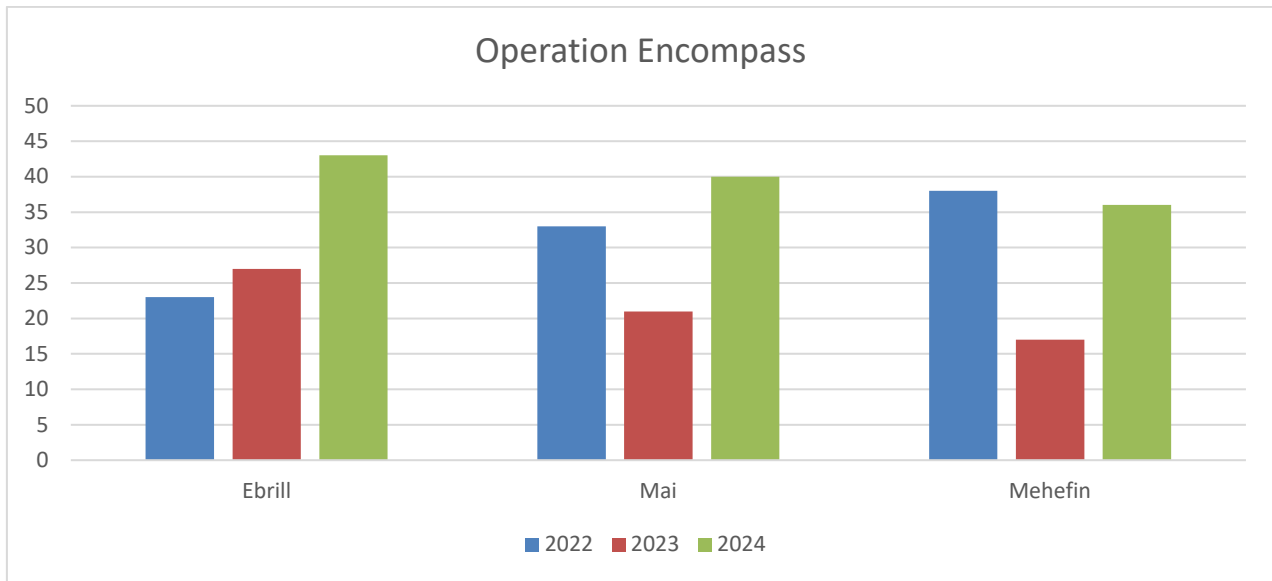
Lles / <i>Wellbeing</i>	Gan gynnwys plant ar goll, presenoldeb, tor perthynas, galar, gofalywyr ifanc, materion cyswllt rhwng rhieni / <i>Which also includes missings, attendance, relationship breakdown, young carers, contact issues, contact issues between parents.</i>
Rhywiol / <i>Sexual</i>	Gan gynnwys perthnasau amhriodol ag egsbloetio plant yn rhywiol / <i>Which also includes inappropriate relationships and Child Sexual Exploitation.</i>

I nodi, gafodd 60 o ddisgyblion ei gwahardd o ysgolion uwchradd Ceredigion yn ystod chwarter 1, a hynny o gyfanswm 145.5 diwrnod. Y rhesymau sydd wedi cofnodi am y gwaharddiadau yma, fel y ganlyn; Difrod, Sylweddau ag alcohol. Camdriniaeth Hilliol, Camdriniaeth Lafar, Ymddygiad Bygythiol, Camdriniaeth Corfforol, Ymddygiad Aflonyddgar Parhaus, ymddygiad rhywiol.

Yn ogystal a hyn, fe dderbyniwyd 143 o gyfeiriadau ar gyfer cefnogaeth ataliol drwy Porth Cymorth Cynnar yn ystod chwarter 1. Nid yw'r ffigwr yma yn cynnwys cyfeiriadau Tim Rhianta a Chymorth Teuluol.

A total of 60 pupils were excluded from Ceredigion Secondary Schools during quarter 1, for a total of 145.5 days. The reasons noted for exclusions have been recorded as: Damage, Drug & Alcohol related, Persistent Disruptive Behaviour, Physical Assault against a pupil, Racist abuse, Sexual misconduct, Verbal and threatening behaviour against both adults and pupils and Other.

In addition to this, Porth Cymorth Cynnar received 143 referrals for 'Support and Prevention Teams' and 'Engagement and Attainment Team' during the same quarter. (These do not include referrals for the Family and Parenting Support Team.)



SECTION 11: HEALTH



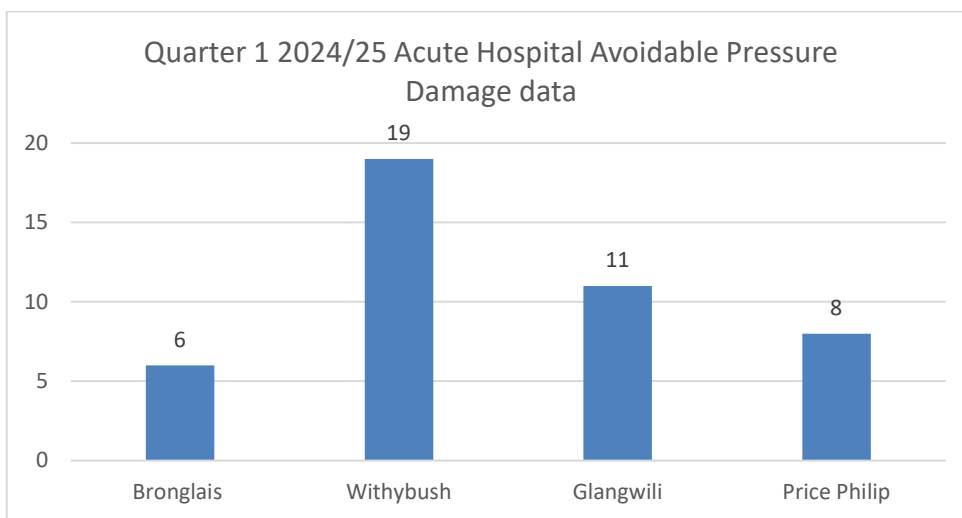
Hywel Dda University Health Board Safeguarding Report to the Local Operational Groups

Qtr 1 2024/25

This report informs the Local Operational Groups of updates on safeguarding developments in Hywel Dda University Health Board during quarter 1 2024/25

Adult Safeguarding

Quarter 1 2024/25 Acute Hospital Avoidable Pressure Damage Data



*Data reflects when pressure damage cases are presented at scrutiny meetings rather than date pressure damage was sustained
Graph 1

During scrutiny meetings in Q1, 44 of the pressure damage incidents reviewed were deemed as avoidable. It is noted that the number of avoidable pressure damage incidents at Prince Philip hospital have decreased since last quarter (down from 13) following implementation of an action plan with involvement from the quality improvement team to address issues with documentation and classification.

Bronglais have had an increase in reviewed pressure damage incidents deemed avoidable in Q1 (up from 3 last quarter) which was anticipated due to a backlog of incidents awaiting investigation; all 6 incidents occurred in Q4 2023/24. Work to address the backlog is ongoing but presenting a challenge due to prolonged site pressures posing difficulties for staff availability to complete the investigations.

Withybush have had a noticeably larger number of avoidable pressure damage identified in Q1 scrutiny meetings in comparison to other sites. Contributory factors to this are that the majority of cases are historical, with delays in them being brought to scrutiny related to service pressures and
 Performance Management Report 1/4/24 – 30/6/24

process issues; there were additional meetings held during this quarter in order to try and address the backlog.

Of the 44 cases reviewed, 28 were identified as grade 1 or 2, one as grade 3, one as unstageable and 14 as Suspected Deep Tissue Injury (SDTI); pressure damage can frequently be reported as SDTI, but then within a few days, becomes apparent that it is a grade 1 or 2. Incident reporting captures the pressure damage at its most significant grading. Grade 1 and 2 pressure damage remains the largest proportion of incidents.

Assurance is given that with regard to cases of reported pressure damage that are awaiting discussion at scrutiny meetings, appropriate actions are identified and implemented at the time of the identification of the pressure damage; this includes updating care plans and risk assessments, and reviewing equipment. The Tissue Viability team also have an ongoing programme of education and training regarding the identification, reporting and investigation of pressure damage.

Safeguarding Reporting via Datix Cymru Evaluation

We would like to take this opportunity to thank our Local Authority partners for supporting the UHB pilot of the safeguarding report from Datix Cymru.

Following a robust internal communications and training and implementation plan, the form is well embedded in the Health Board.

The Leads for Safeguarding Children and Adults recently met with Local Authority partners to discuss some challenges with the form and those changes have been flagged to the Datix Cymru Team to make the changes.

We do acknowledge some concerns regarding inappropriate referrals and are taking decisive action to address these.

The system has enabled the UHB to improve our efficiency and data and enables us to triangulate information to improve our standards and services. We have implemented prospective quality assurance of reports forms and will shortly be sharing a review with LOGs.

Following the success of the system in HDdUHB, the safeguarding report form in Datix Cymru is being rolled out across NHS Wales from 1st October 2024 with the exception of WAST who have already implemented an electronic report form.

We are happy to continue to receive feedback from partners on the reporting form and if there are any specific quality issues, we would ask that they are flagged without delay to the corporate safeguarding team to address with the relevant reporter.

HDdUHB Safeguarding Annual Report



HDdUHB Annual
Report 23-24 Approv

Performance Management Report 1/4/24 – 30/6/24

Safeguarding Maturity Matrix

We submitted our Safeguarding Maturity Matrix Self-Assessment to the National Safeguarding Service on 1st July 2024. It will be subject to Peer review in September and the themes from peer review will inform the NHS Wales Safeguarding Network work plan.



HDdUHB SMM self
assessment tool 2023

HDdUHB Safeguarding Strategy

The Board approved the UHB Safeguarding Strategy at its meeting 25th July 2024.

HDdUHB Risks

The increase in activity across safeguarding is impacting on the corporate safeguarding team capacity. This risk is particularly relevant around VAWDASV and the management of Domestic Incident Notifications, increase in closed MARACs and the MARAC / Daily Discussion system.

Due to a vacancy in the team and pending approval to recruit, we have put in place a risk assessment which means we will not be sharing standard risk domestic incident notifications with GPs, Health Visitors, School Nurses and we may not be able to attend all Daily Discussion / Closed MARAC meetings due to capacity.

A further risk is in relation to the Rapid Response to Suicide process. The nature of this work has proved to be evocative, triggering and distressing for some team members due to either their own personal individual circumstances or the specific nature of the information provided. This has resulted in reduced capacity to manage the volume of RRtS meetings. There is potential that the Safeguarding Team to be unable to respond and support the process going forward. We will make every effort to gather and share proportionate information but may not be able to attend all meetings.

NHS Wales Safeguarding Review

Publication of the review is still pending.

Mandy Nichols-Davies
Head of Safeguarding

SECTION 12: S-CAMHS:

S-CAMHS Update Report for CYSUR

In line with the Welsh Government document “Admission Guidance”, HDUHB has in place a robust Admission Policy/Pathway outlining the process for admitting any young person into an Adult Mental Health Ward. The Guidance stipulates that the Health Board must have a designated Unit and within HDUHB this is Morlais Ward on the Glangwili Hospital campus.

A new Protocol has been approved to meet this statutory requirement which will ensure compliance against Welsh Government expectations.

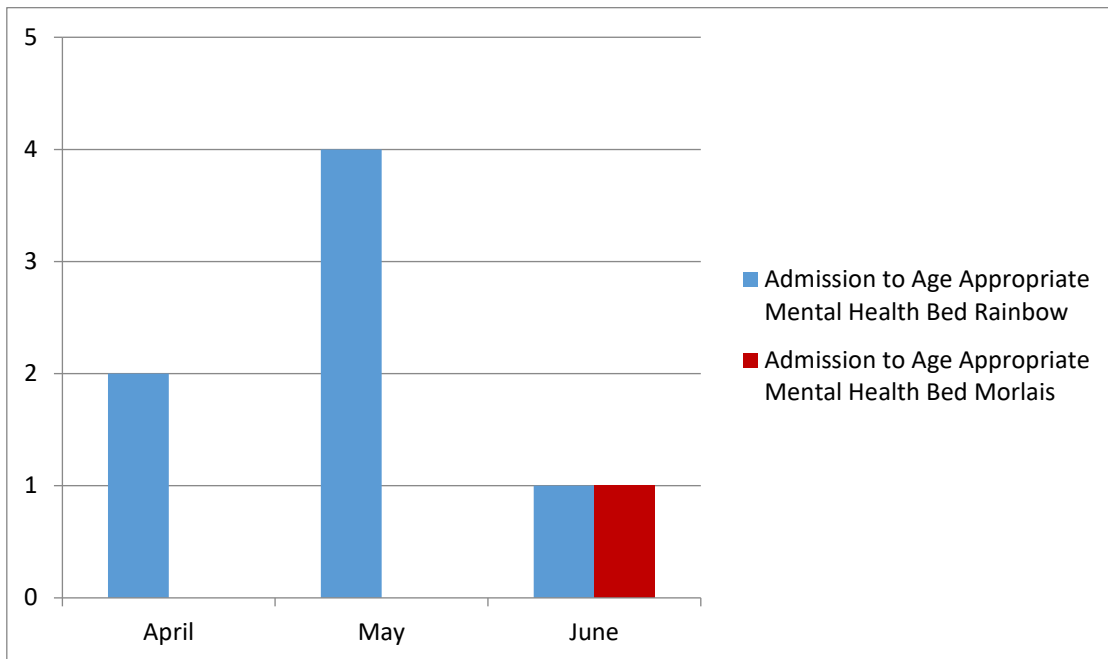
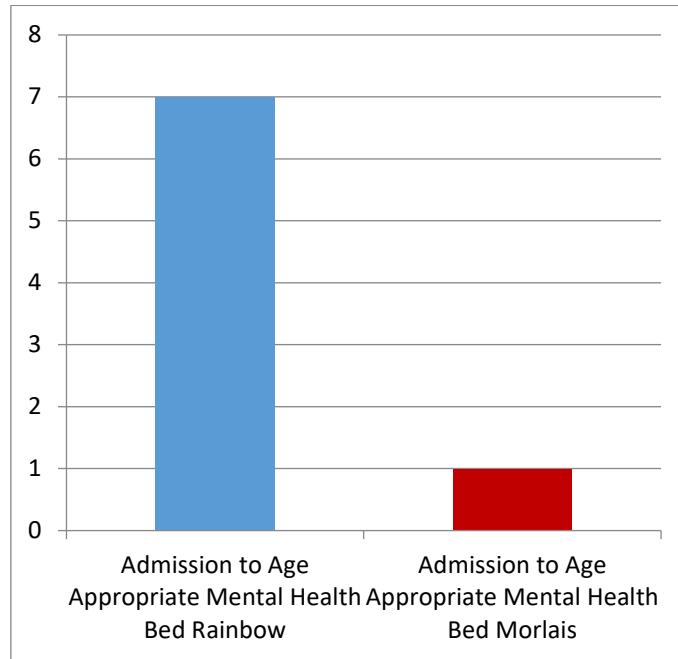
Admission to an adult mental health ward can be a frightening experience and every attempt is made to consider the least restrictive alternative for admission. In the majority of cases a young person is admitted to the designated unit on Cilgerran Ward supported by staff from the mental health unit.

In line with the guidance, the staff have received additional training in safeguarding young people and in addition the staff on Morlais ward have all undertaken the following:

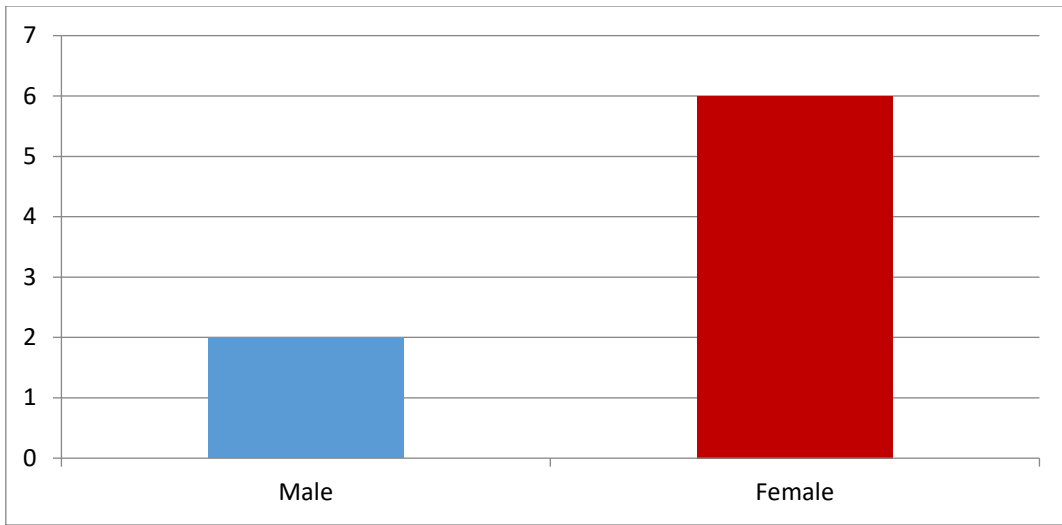
- Safeguarding Children Level 3 Training
- Have a valid Enhanced DBS in place
- Undertaken specific training on the emotional and mental health needs of children and young people
- Training on the Mental Health Act and Social Services and Wellbeing (Wales) Act 2014

All admissions to the mental health bed must be reported, initially internally as a DATIX, and followed by a Serious Untoward Incident report to the Delivery Unit in line with the Welsh Government’s Admission Guidance Document.

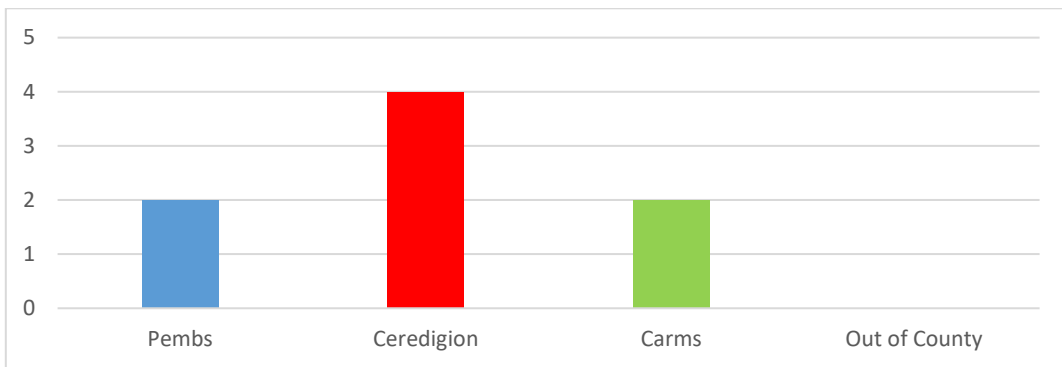
Q1 Admissions to the age appropriate bed on the Rainbow bed and Morlais Adult Mental Health Ward Glangwili Hospital site:



Q1 Admission to Age Appropriate Mental Health Bed Rainbow / Morlais Bed by gender:



Q1 Admissions to Rainbow / Morlais Bed according to Locality:



Admissions to Paediatric Age Appropriate Bed (Rainbow Unit, Non reportable)

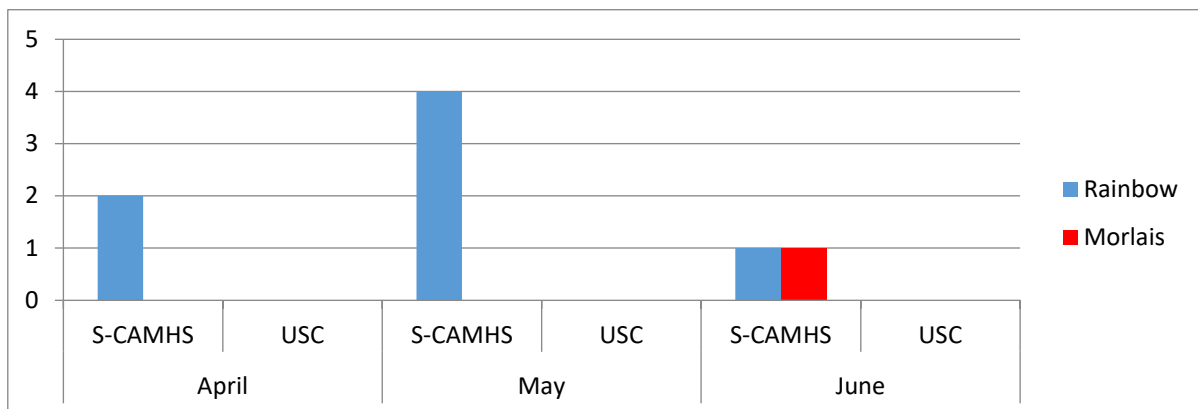
Specialist CAMHS records for Quarter 1 2024-25 are outlined above with 8 Admissions in total, with 7 Admissions to the Paediatric bed and 1 Admissions to the Adult Mental Health Ward (Morlais). This includes repeat admissions for two YP; one YP was admitted on two separate occasions during the months of April and May and another YP was admitted twice during the month of May.

On the positive side, there has been an overall reduction in the numbers of admission relative to 2022 and 2023. This suggests that alternative supports, including Crisis Wellbeing Hwb interventions, are preventing admissions for some.

On the other hand, there has been an overall increase in the length of admissions, particularly for young people where social and behavioural factors are behind their risk behaviours as opposed to mental disorders. This presents significant challenges due to the factors outside the Health Board's

immediate control, such as the lack of provision of residential accommodation. This latter situation is due to improve somewhat in the coming year with safer accommodation coming online, but remains a longer term challenge.

Q1 Admissions to Rainbow / Morlais split by admitting team:



Mental Health Act Status

We have received the following activity for under 18's during Quarter 1 under the Mental Health Act:

APRIL

No MHA Status record for the month of April.

MAY

5 x Section 136

1 x Section 5(2)

1 x Section 2

JUNE

1 x Section 136

Admission Outcomes

	Discharged Home	Onward Admission	Remains on Ward
Rainbow	6	1	0
Morlais	1	0	0

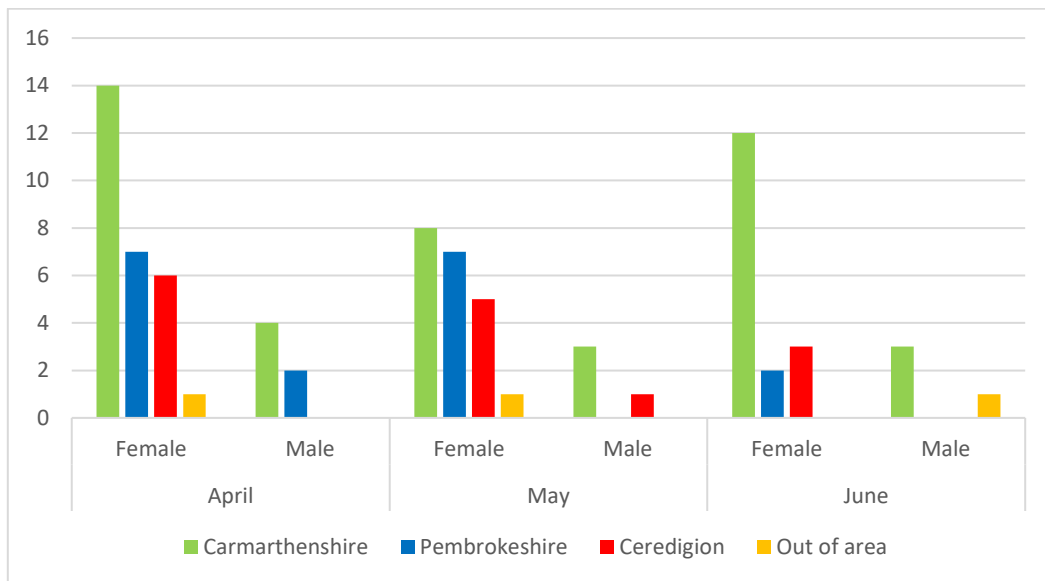
Admissions relating to Self-Harm

Within HDUHB there are robust systems in place for S-CAMHS to provide a mental health assessment, following referral from the Paediatric ward where any young person is admitted following an episode of self harm. The reason for admission is generally following an overdose but, on occasions, it can be following deliberate cutting or an attempted hanging.

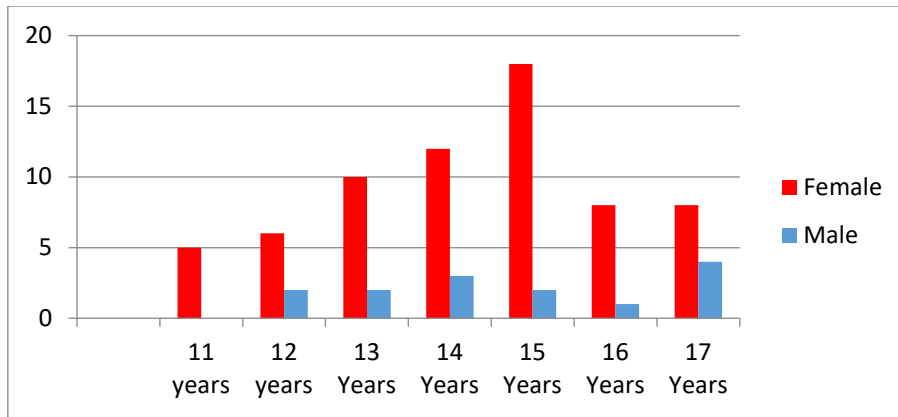
All overdose/self harm admissions receive a follow up appointment within three working days to monitor risk and provide support. There is a robust Pathway in place along with Guidance for admission of all young people who present following self harm in order that a comprehensive mental health assessment and risk management plan can be agreed. Where appropriate, referral to the Safeguarding team and/or Social Services may be considered.

The following table details the numbers of admissions following Deliberate Self Harm (DSH) Quarter 1 2024/2025 for the 3 Local Authority Areas:

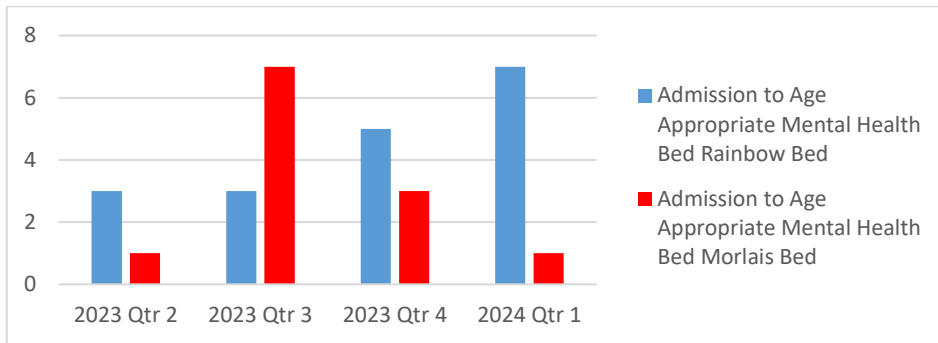
Q1 Self-harm / Overdose Admission Statistics split by gender and locality:



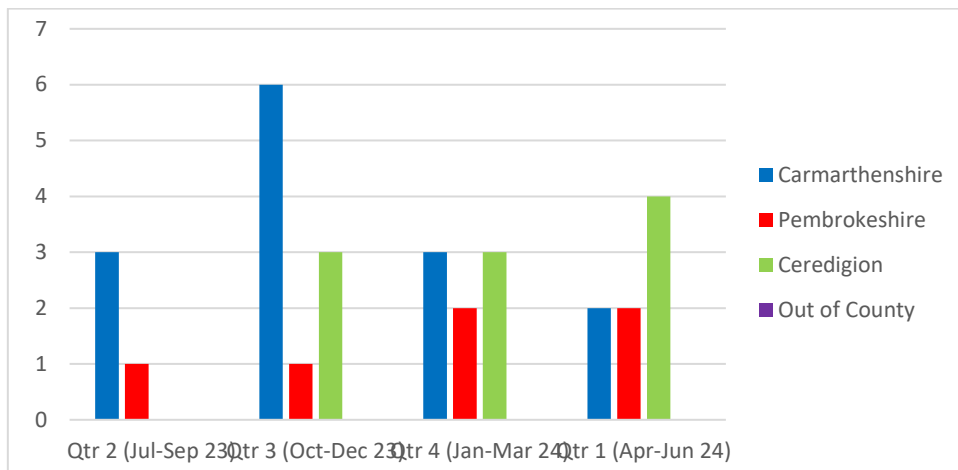
Q1 Self-harm / Overdose Admission Statistics split by gender and age profile:



Comparison Data (last 12 months) - Age Appropriate Bed

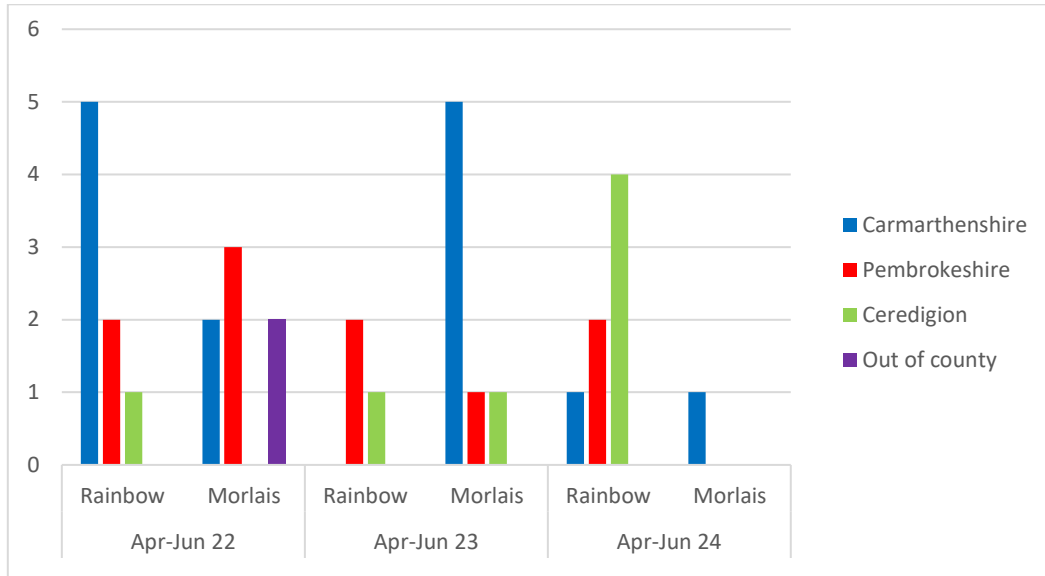


Admission Trend comparison by locality (last 12 months)



Annual Admission Comparison by locality

The following graph compares the numbers of admissions for Quarter 1 2024/2025 against the number of admissions for the same quarter of 2023/2024 and 2022/2023, further defined by locality.



Advocacy

In line with the Mental Health (Wales) Measure 2012, Health Boards are expected to ensure that access to Advocacy Services is in place, as per Part 4 of the Measure, for any individual admitted into hospital. All young people admitted to Morlais Ward are asked on admission if they would like access to an Independent Mental Health Advocate. The expected performance target is that 100% of clients are offered this and this information is recorded and reported via our Information Analyst.

On Cilgerran Ward, information is provided to young people on admission on the availability of access to the Advocacy Service. However, the above performance standard is not applicable therefore data is not routinely collated.

Angela Lodwick, Assistant Director – MH&LD (April – June 2024)

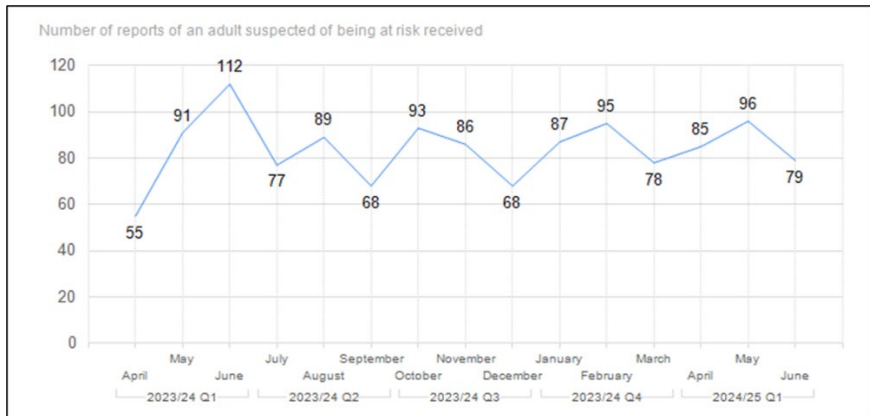
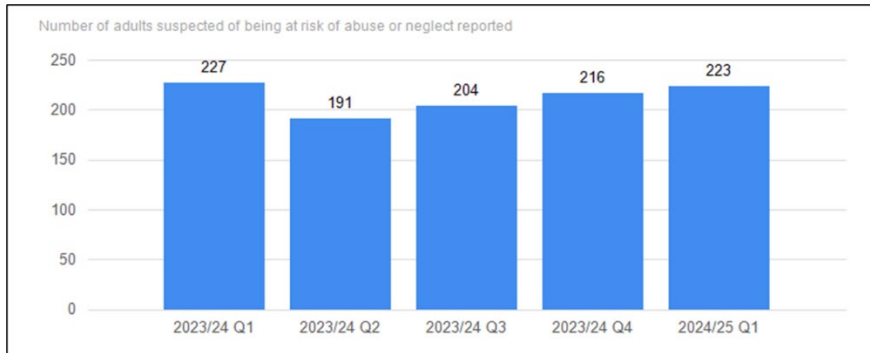
CEREDIGION
CWMPAS LOCAL OPERATIONAL GROUP

Performance Management Report – Safeguarding Adults

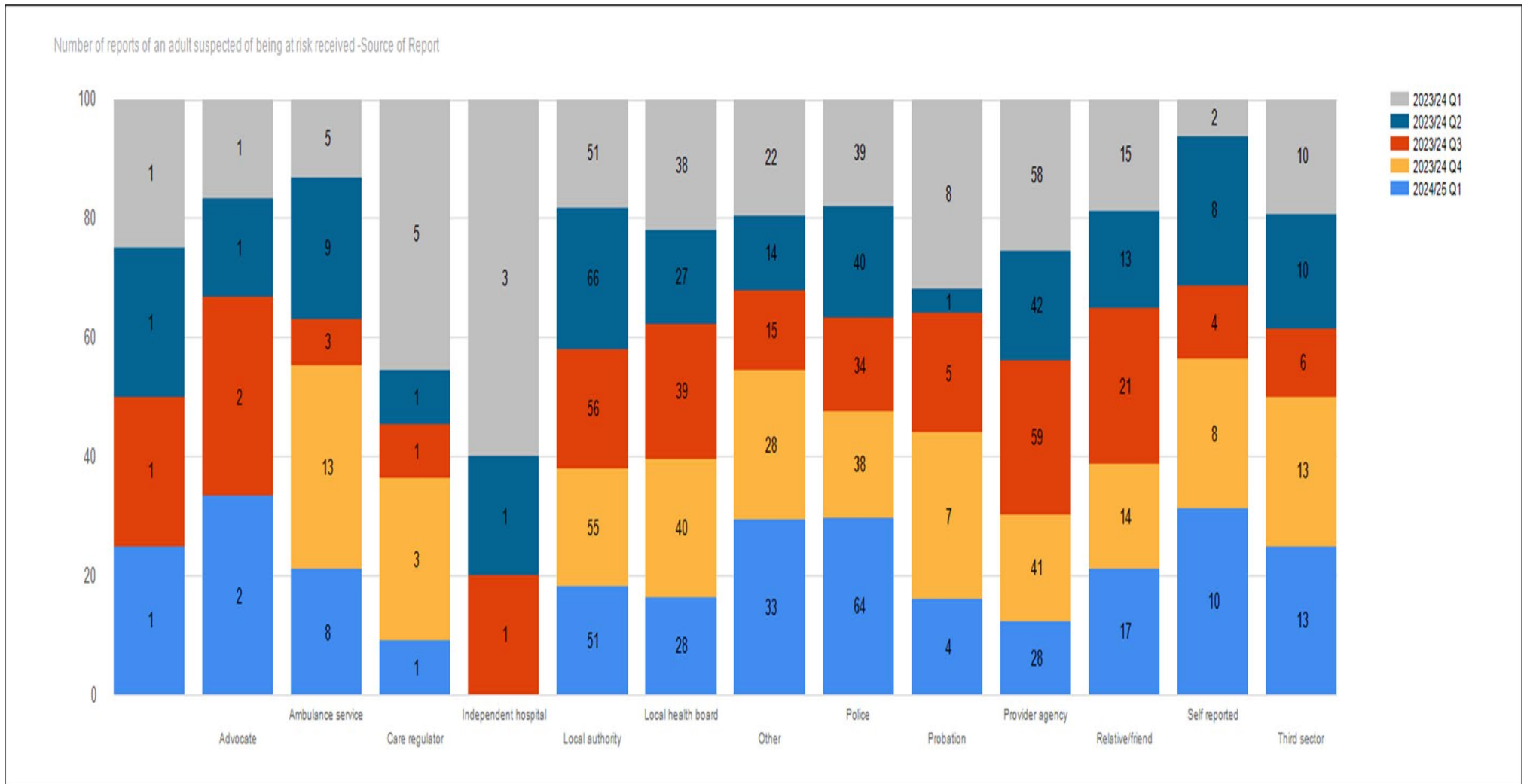
Quarter: 4

1/4/24 – 30/6/24

Quarter 1 Overview



Quarter	Month	Reports
2023/24 Q1	April	55
	May	91
	June	112
2023/24 Q2	July	77
	August	89
	September	68
2023/24 Q3	October	93
	November	86
	December	68
2023/24 Q4	January	87
	February	95
	March	78
2024/25 Q1	April	85
	May	96
	June	79



Report Source	Quarter					Total
	2023/24 Q1	2023/24 Q2	2023/24 Q3	2023/24 Q4	2024/25 Q1	
	1	1	1	0	1	4
Advocate	1	1	2	0	2	6
Ambulance service	5	9	3	13	8	38
Care regulator	5	1	1	3	1	11
Independent hospital	3	1	1	0	0	5
Local authority	51	66	56	55	51	279
Local health board	38	27	39	40	28	172
Other	22	14	15	28	33	112
Police	39	40	34	38	64	215
Probation	8	1	5	7	4	25
Provider agency	58	42	59	41	28	228
Relative/friend	15	13	21	14	17	80
Self reported	2	8	4	8	10	32
Third sector	10	10	6	13	13	52

