

CYNGOR SIR CEREDIGION COUNTY COUNCIL

Report to: Cabinet

Date of meeting: 3 September 2024

Title: CYSUR/CWMPAS Combined Local Operational Group Safeguarding Report- Quarter 3 2023/24

Purpose of the report: To monitor activity on a multi-agency basis of the actions taken to safeguard children and adults within Ceredigion.

For: Information

Cabinet Portfolio and Cabinet Member:
Councillor Alun Williams, Deputy Leader of the Council and Cabinet Member for Through Age and Wellbeing

Background

Please see attached CYSUR-CWMPAS Combined Local Operational Group Safeguarding Report for Qtr 3, 2023/24.

These are multi-agency management reports in relation to safeguarding children and adults in Ceredigion during the period 1st October to 31st December 2023. They provide management information on action taken under the Wales Safeguarding Procedures.

The Reports include information provided by other agencies in relation to safeguarding the welfare of children and adults in Ceredigion.

The management information is discussed by members of the CYSUR/CWMPAS Combined (Ceredigion) Local Operations Group in order to monitor and evaluate the effectiveness of the safeguarding of children and adults arrangements in Ceredigion and the outcomes achieved.

These multi agency meetings provide an opportunity to identify and act upon any performance and other issues within this area of work.

Performance information is also provided to the Mid and West Wales Regional Safeguarding Board which is also an opportunity to analyse performance, trends and issues across the Region.

Summary of Key Points:

- In Quarter 3, there was a very slight decrease in the number of contacts/reports received regarding children/young people compared to Quarter 2-with there being 926 contacts/reports received in Q3 compared to 928 contacts/reports received in Q2.
- However, although there was a decrease in the number of contacts/reports received in Quarter 3, there was a large increase in the overall number of

contacts/reports which proceeded to actions needing to be taken under Child Protection Procedures, from 132 in Q2 to 179 in Quarter 3.

- Of the reports received, the percentage of referrals that proceeded to a Strategy Discussion was 19.3% in this quarter, compared to 14.2% in Quarter 2 and compared to 19.4% in Q1.
- In Q3, 9.6% proceeded to a Section 47 enquiry compared to 5.9% in Quarter 2 and this compares to 8.8% in Q1.
- In relation to those that proceeded to an Initial Child Protection Conference, there were 1.3% that proceeded to an ICPC in Q 3 compared to 0.9% in Q2, and 0.7% in Q1.
- Therefore, unfortunately, the amount of cases that have had to proceed to action being undertaken under Child Protection Procedures is back to the same level that existed in Quarter 1.
- The total number of children subject to an Initial Child Protection Conference has increased to 17 in this quarter compared to 16 in Quarter 2 and 10 in Q1.
- The total number of children placed on the Child Protection Register in this quarter following the Initial Child Protection Conference is 16 compared to 10 in Quarter 2.
- The total number of children removed after Review Child Protection Conferences were 21 in this quarter compared to 22 in the last quarter.
- At the end of this quarter, there were 33 children/young people registered on the Child Protection Register compared to 40 at the end of Quarter 2 and 52 as at the end of Quarter 1. Therefore, there is a steady decrease in the number of children who are on the register.
- There was a considerable increase in the number of reports that have been received from both the Police and internal Social Services staff. However, the largest source of referrals during the quarter were received from schools who also recorded a significant increase in safeguarding concerns.
- The total number of Section 47 enquiries undertaken has increased in this quarter also, with 89 being undertaken in Quarter 3 compared with 55 undertaken in Quarter 2. 74 were undertaken jointly with Police in this quarter and 15 were undertaken as a Social Services Single Agency.
- The main categories of abuse which led to a Section 47 enquiries being undertaken in quarter 3 were allegations of physical abuse and sexual abuse/exploitation as was the case in both Quarters 1 and 2.
- The area that still remains an issue of concern in this quarter was the fact that we were still not able to meet our statutory timescales of holding an initial child protection conference within the 15 days of the Section 47 outcome being made that a conference was needed as the child remained at risk. Although there had been an improvement from Quarter 2 where only 43.7% were in timescale, with Quarter 3 being 58.8%, staffing issues and availability of professionals from other agencies, still affected the compliance with statutory timescales although this is improving. However, 93.8% of core groups were held within timescale.
- In terms of Adult Safeguarding, there has been a slight decrease in the number of adults suspected of being at risk of abuse and/or neglect reported in this quarter (180) compared to Quarter 2 (181).
- The total number of reports received was 226 in this quarter compared to 228 in Quarter 2.
- Staff in the Local Authority were the main source of the referrals in this quarter as was the case in the previous quarter with Provider agencies being the second main source of reporting.

- The most reported category of abuse this quarter was emotional/psychological abuse (111), neglect (90) reports of adults at risk where this was the main category of abuse; 66 related to physical abuse, 36 was in relation to financial abuse and 7 relating to sexual abuse. Emotional/psychological abuse and neglect were the highest categories of abuse reported in the previous quarter also but neglect was more prevalent in that quarter.
- From the reports received, in relation to all categories of abuse, women were reported to be the highest victims than men except for financial abuse where there were equal number of reports for men and women in relation to this.
- In Quarter 3, as was the case in Quarter 2, the majority of the abuse/neglect was reported to have happened in people's own homes, with a relative/friend being the person most responsible for the reported abuse/neglect. The second highest was with in a care home setting, with a paid employee being responsible for the alleged abuse/neglect.

Wellbeing of Future Generations:

Has an Integrated Impact Assessment been completed? If not, please state why.

No. This report is provided on an ongoing basis and demonstrates the continuing work that is undertaken in relation to safeguarding children and adults in Ceredigion.

Summary of Integrated Impact Assessment:

Long term: N/A
Collaboration: N/A
Involvement: N/A
Prevention: N/A
Integration: N/A

Recommendation(s):

To note the contents of the report and the levels of activity with the Local Authority.

Reasons for decision:

So that governance of the Local Authority activity and its partner agencies are monitored.

Overview and Scrutiny:

Overview and Scrutiny Co-ordinating Committee

Policy Framework:

Corporate Strategy

Corporate Well-being Objectives:

Creating caring and healthy communities

Finance and Procurement implications:

None

Legal Implications:

To ensure compliance with our statutory duties under the Children Act 1989 and the Social Services and Well Being Act 2014; Part 7

Staffing implications:

None

Property / asset implications:

None

Risk(s):

Managing the safeguarding of Children and Adults at Risk

Statutory Powers:

The Children's Act 1989 and the Social Services and Well-Being Act 2014

Background Papers:

None

Appendices:

Appendix 1- CYSUR CWMAPS Local Operational Group Performance Management Report Quarter 3 2023-2024

Corporate Lead Officer:

Audrey Somerton-Edwards, Corporate Lead Officer: Porth Cynnal

Reporting Officer:

Elizabeth Upcott, Corporate Manager: Safeguarding

Date:

10.04.2024

Acronyms:


CP – Child Protection

CPR – Child Protection Register

Part 4 – Allegations against a member of staff or those working with children, e.g. - foster carers, volunteers, playgroups, etc.

CPCC – Child Protection Case Conference

ICPC – Initial Child Protection Conference



CEREDIGION

CYSUR LOCAL OPERATIONAL GROUP

Performance Management Report

Quarter: 3

1.10.23 – 31.12.23

CONTENTS:	TUDALEN / PAGE
SECTION 1: Introduction	3
SECTION 2: Headline and Comparative Data	4
SECTION 3: Child Protection Referrals	6
SECTION 4: Child Protection Section 47 Enquiries	8
SECTION 5: Child Protection Conferences	9
SECTION 6: The Child Protection Register	16
SECTION 7: Protection Strategy Meetings in Special Circumstances	18
SECTION 8: Multi Agency Child Sexual Exploitation	19
SECTION 9 Police – MARAC	20
SECTION 10: Learning Services	21
SECTION 11: Hywel Dda University Health Board	26
SECTION 12: S-CAMHS	30
SECTION 13: Adult Safeguarding	37

SECTION 1: INTRODUCTION:

This is the multi-agency management report in relation to safeguarding children in Ceredigion during the period 1st October to 31st December 2023. It provides performance management information on action taken to safeguard children.

It includes reports from partner agencies relating to safeguarding and promoting the wellbeing of children in Ceredigion.

The indicators and measures used are defined and reported on locally, regionally and nationally.

This management information is regularly discussed by members of the CYSUR Ceredigion Local Operations Group in order to monitor and evaluate the effectiveness of safeguarding children arrangements in Ceredigion and the outcomes achieved.

Any comments or queries regarding the report should be addressed to:

Elizabeth Upcott
Rheolwr Corfforaethol Diogelu
Safeguarding Corporate Manager,
Elizabeth.Upcott@ceredigion.gov.uk
01545 574212

SECTION 2: Headline and Comparative Data

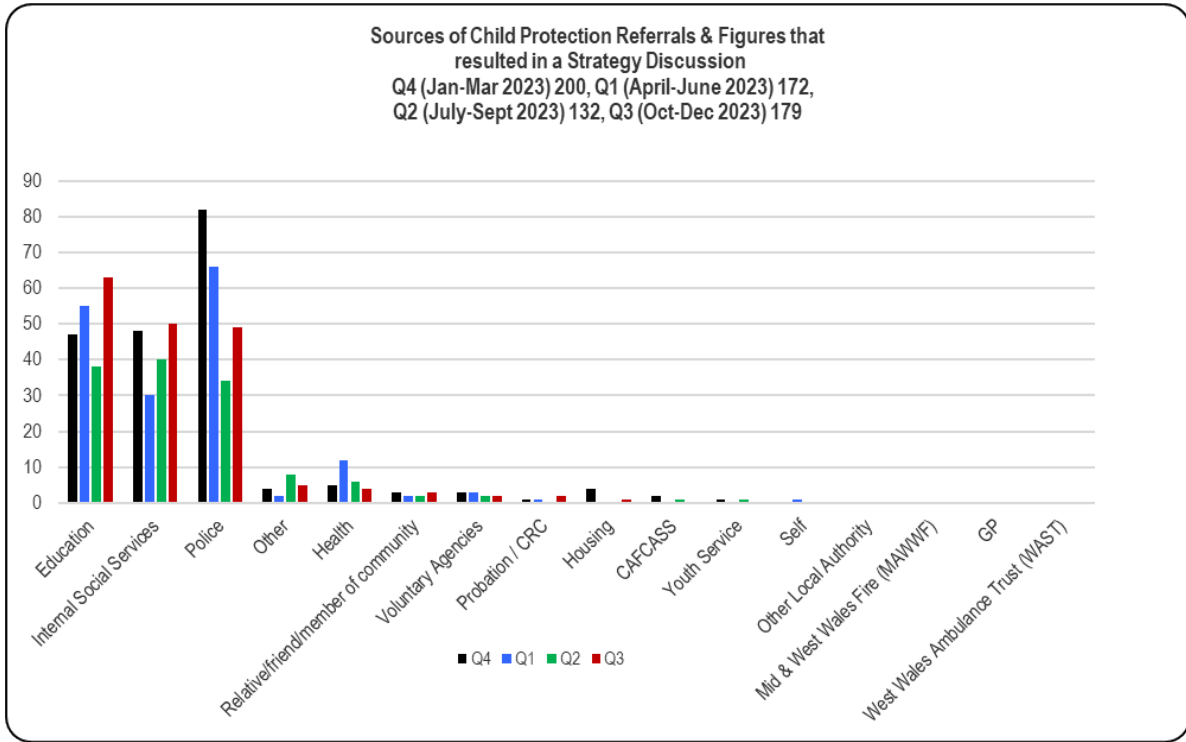
Referral Outcomes	Oct-Dec 2023	July-Sept 2023	April-June 2023	Jan-Mar 2023	Oct-Dec 2022
Reports/Referrals leading to Child Protection Strategy Discussions / Meetings	179	132	172	200	193
Initial CP Conferences					
Number of Initial CP Conferences (excluding transfer and pre-birth conferences)	10	6	6	15	16
Number of Initial Pre-Birth CP Conferences	1	2	-	1	1
Number of Transfer CP Conferences	-	-	-	-	1
Pre-Birth Transfer CP Conference	-	-	-	-	-
Total number of Initial CP Conferences (including transfer and pre-birth Conferences)	11	8	6	16	18
Total number of children subject to Initial/Pre-birth/Transfer Conferences	17	16	10	23	35
CP Register					
Number of children's names placed on the CP Register (excluding pre-birth and transfer conferences)	15	9	10	20	30
Number of children's names to be placed on the CP Register at birth	1	1	-	-	1
Number of children's names placed on the CP Register after transfer from other Local Authorities	-	-	-	-	-
No. of children's names to be placed on the CP Register at birth after transfer from other Local Authorities	-	-	-	-	-
Total number of children's names placed on the CP Register following Initial Conferences	16	10	10	20	31
Total number of children's names not placed on the CP Register	1	6	-	3	4
Review CP Conferences					
Number of Review CP Conferences	20	22	20	32	17
Number of Review Pre-Birth CP Conferences	-	-	-	-	-
Total Number of Review CP Conferences (inc Pre-Birth)	20	22	20	32	17
Number of children subject to Review CP Conferences		36	28	51	39
Number of children's names to be placed on the CP Register at birth	-	-	-	-	-
Total number of children subject to Review/Pre-birth Conferences	31	36	28	51	39
Total number of children remaining on CP Register	10	14	20	36	11
Total number of children removed from the CP Register	21	22	8	15	28

Analysis:

There was a substantial increase in the number of referrals that lead to action taken under Wales Safeguarding Procedures during this quarter.

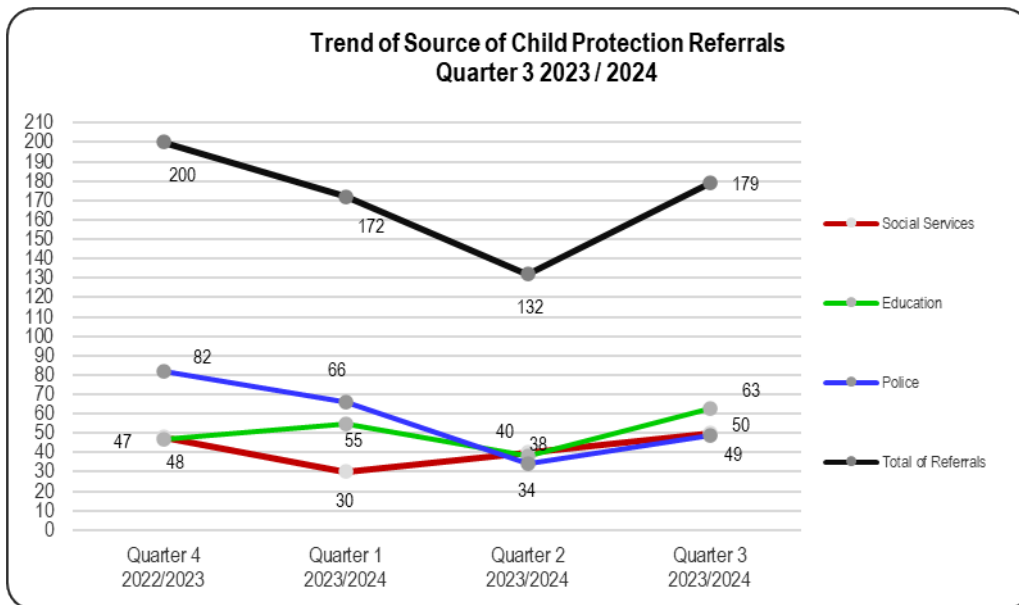
The percentage of children discussed at review conferences and who were deregistered was 68%.

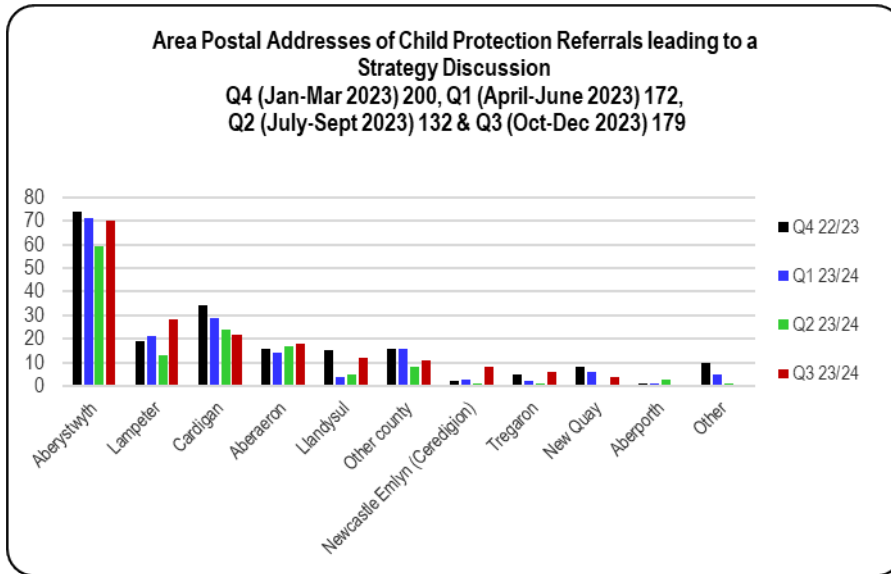
SECTION 3: Child Protection Reports and Referrals:



Analysis:

There has been a substantial increase in referrals during the third quarter. There was a considerable increase of referrals received from both Internal Social Services and the Police. However, the largest source of referrals during the quarter were received from schools who also recorded a significant increase.





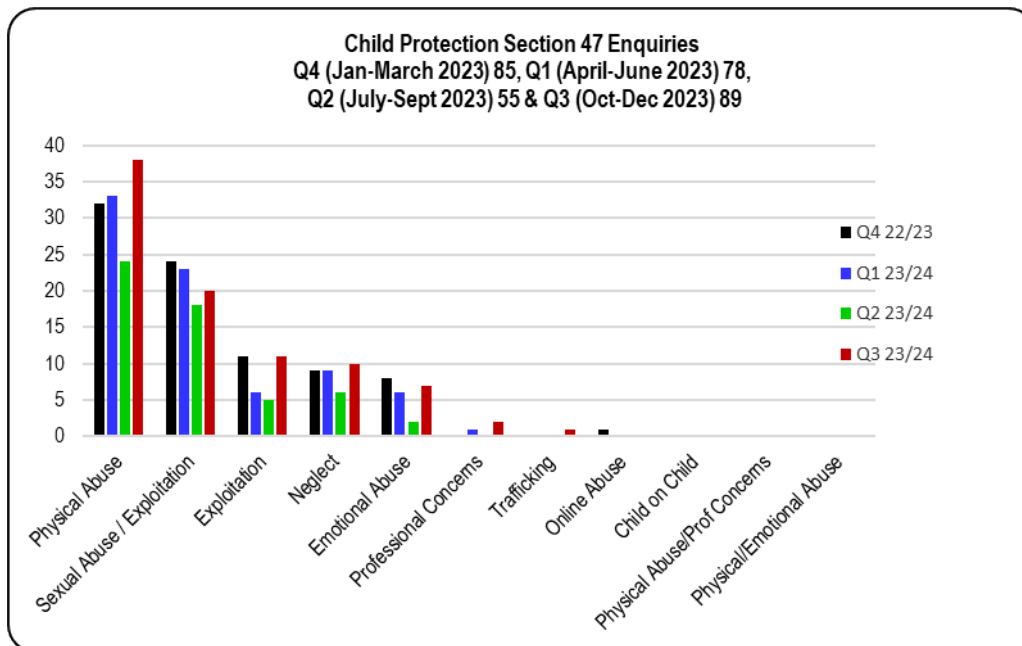
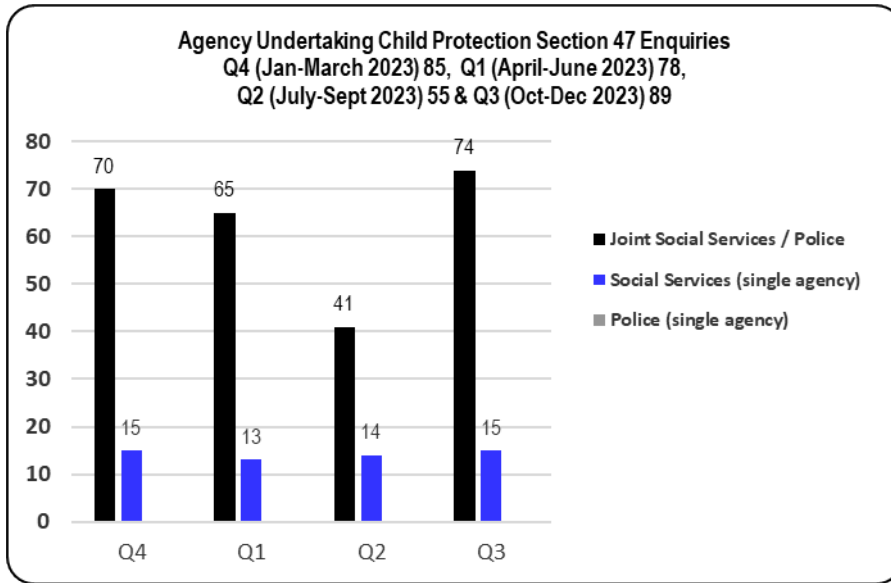
Analysis:

Aberystwyth is consistently the area of the greatest number of referrals.

% Breakdown of Safeguarding Activity			
Quarter 3 2023 / 2024 (1 October – 31 December)			
Number of all Initial Contacts re Children information.			
Referrals 926	Strategy Discussions 19.3%	Section 47 Enquiries 9.6%	Initial Child Protection Conferences 1.3%

In Quarter 2, there were 928 contacts / referrals; of those, 14.2% went to a Strategy Discussion, 5.9% went to a Section 47 Enquiry, and 0.9% went on to an Initial Child Protection Conference.

SECTION 4: Child Protection Section 47 Enquiries



Analysis:

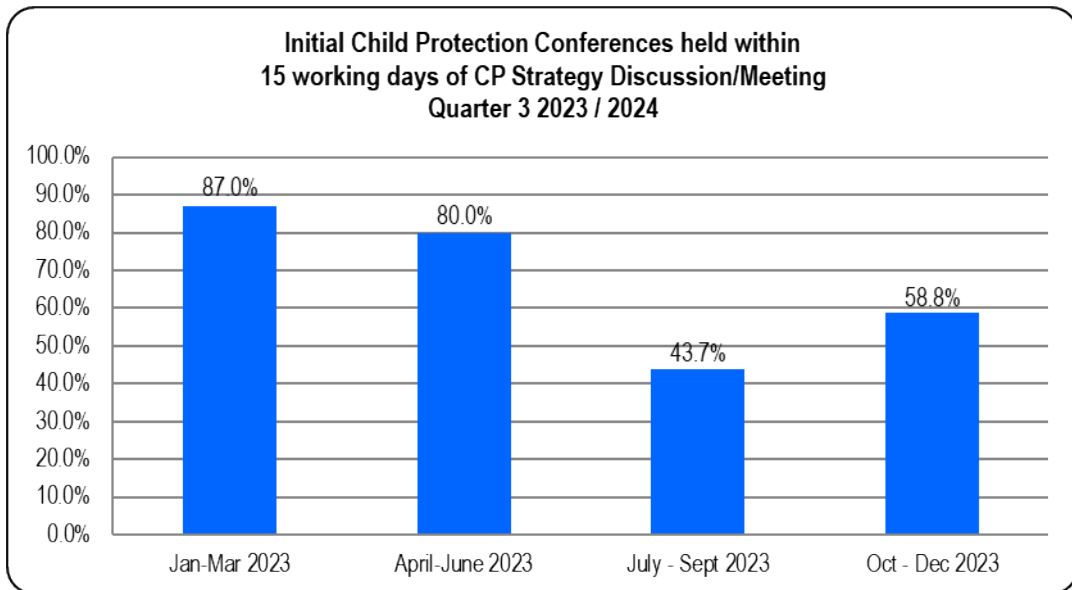
The main concerns that led to completing child protection enquiries in quarter 3 were allegations of physical abuse and sexual abuse/exploitation. The majority of enquiries were carried out jointly by Police and Children Services.

SECTION 5: Child Protection Conferences

This table contains breakdown figures in relation to Outcomes of Initial Child Protection Conferences					
Total Number of Initial CPCs	No. of children	No. of unborn	No. of families	Number of children placed on CPR incl. unborn and transferred	No. of children with Child in Need of Care and Support Plan if not registered
11	16	1	11	16	1

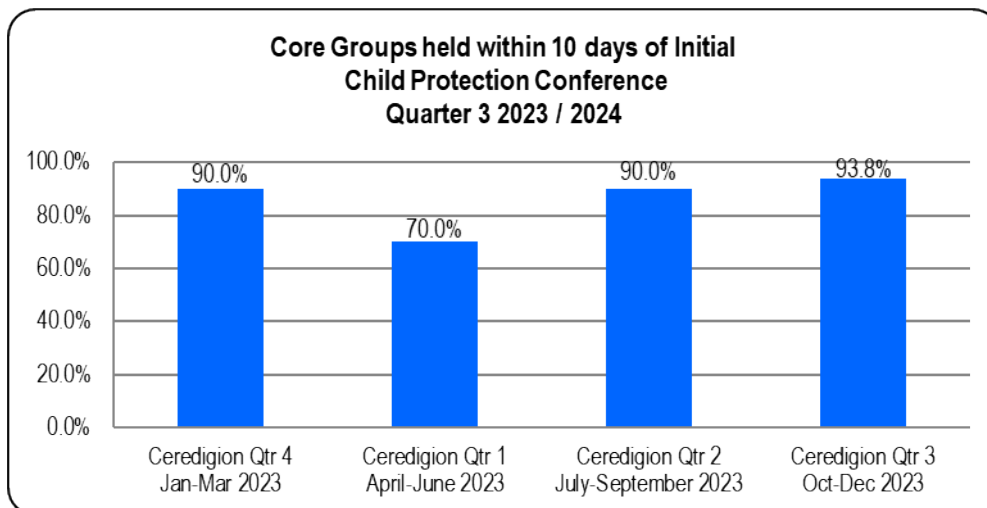
Initial Child Protection Conferences in timescale

58.8% of Initial Child Protection Conferences were recorded to have taken place within 15 working days of the Strategy Discussion/Meeting. For 1 conference of 2 siblings the conference was delayed due to the unavailability of a parent with 1 other conference consisting of 2 siblings monitoring that the conference was out of timescales due to the availability of the Police / meeting room, risks involved and bail conditions. 1 Further conference involving a sibling group of 3 noted that the conference was delayed due to Police’s availability together with the access of a meeting room at Penmorfa as a face to face conference was requested for the family. Initial and Review Case Conferences are being held hybrid / virtually via Microsoft Teams. Both parents and children have been able to participate in the meetings.



Child Protection Core Group Meetings in timescale:

93.8% of Child Protection Core Group Meetings were recorded to have taken place within 10 working days of the Initial CP Conference. 1 Core Group for 1 child was delayed due to parent being unwell.



This table contains breakdown figures in relation to the outcomes of Review Child Protection Conferences:

Total No. of Review CPCs	No. of children	No. of Unborn	No. of families	No. of names of children remaining on CP Register	No. of names of children removed from CP Register	No. of children with Child in Need of Care and Support Plan following de-registration
20	31	-	20	10	21	14

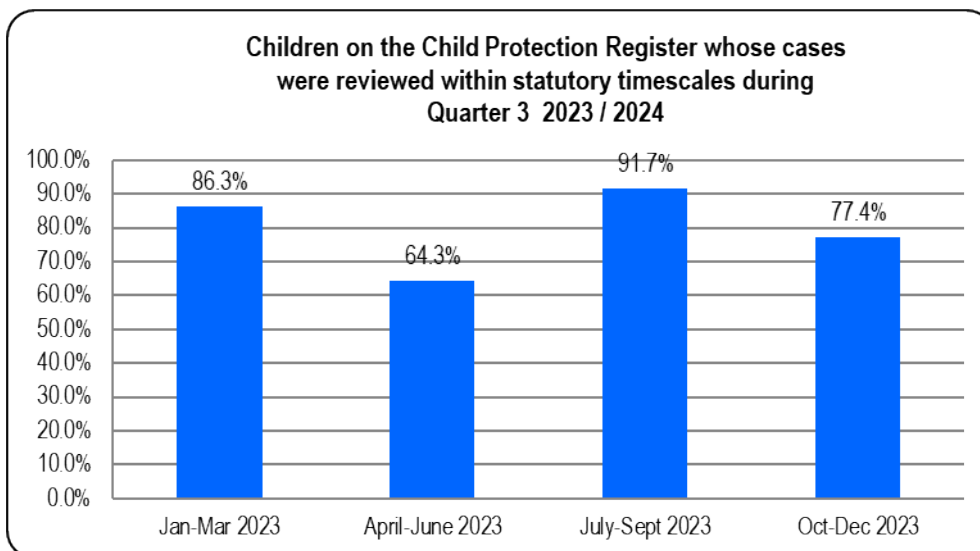
Outcomes of Reviews:

Of the 21 children who were de-registered, 14 were in receipt of further intervention on a Child in Need of Care and Support Plan with a further 5 children becoming Looked After Children. It was recorded that 1 child / young person did not need any services, and for 1 further child / young person it was noted that the parents were not consenting to further support.

Review Child Protection Conferences in Timescales:

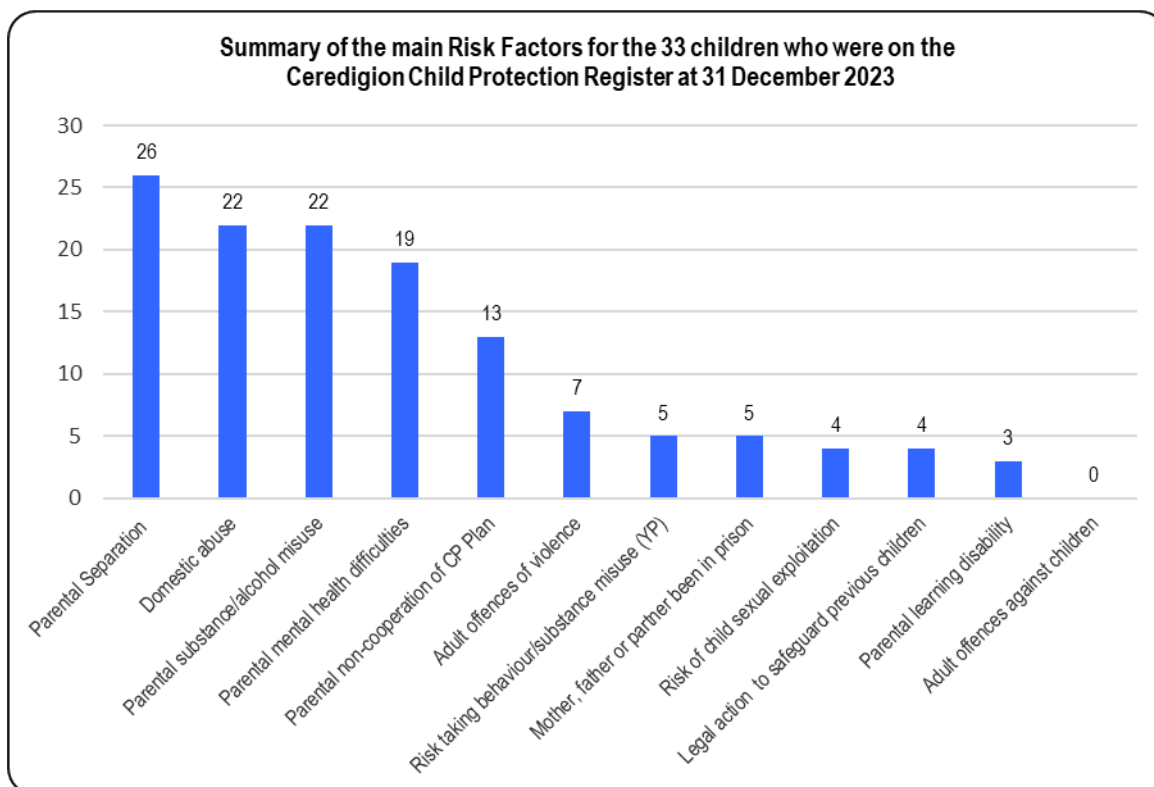
77.4% of Review Child Protection Conferences were recorded to have taken place within timescales.

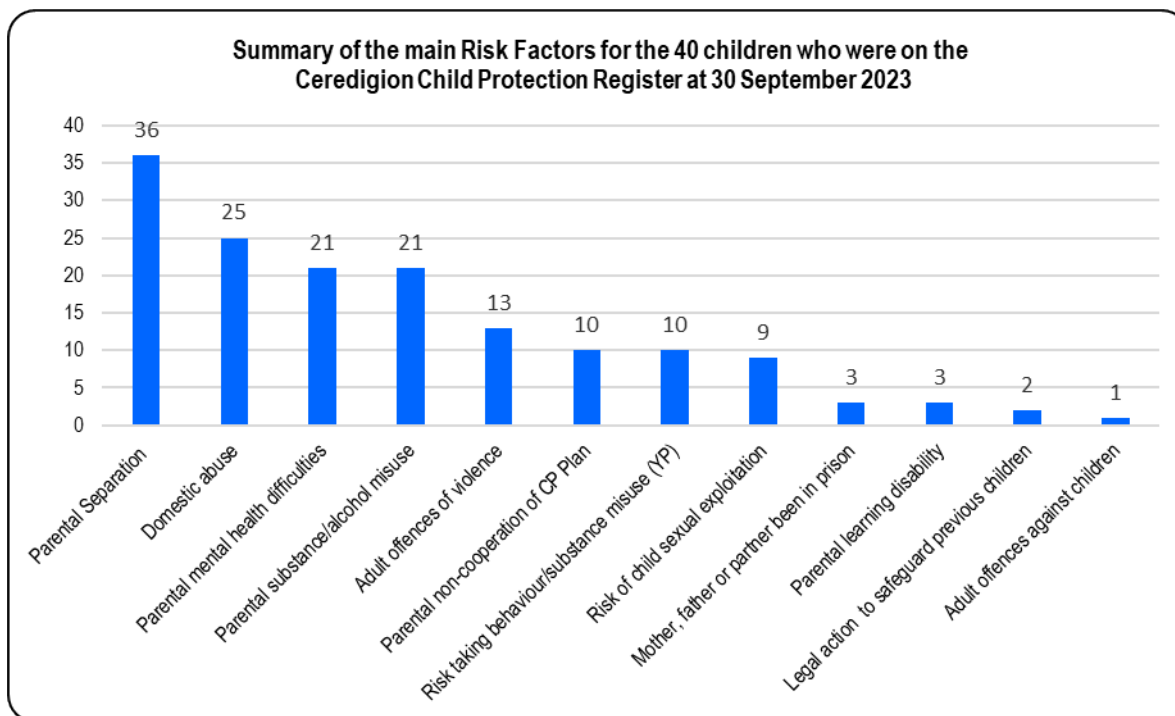
1 Conference for 4 siblings was delayed due to family circumstances, with 1 other Conference being delayed enabling the young person to attend. For 1 other child / young person the conference was delayed to allow a new social worker to get to know the family and be a part of the planning and discussion with 1 other conference for 1 child / young person being delayed due to conference not being quorate.



Participation of parents and children in Child Protection Conferences
*Comparative data for Quarter 2 in brackets

*Social Worker report to parents 24 hours before CPC	*CP Chair met with family before CPC	*CP Chair met with child before CPC	*Family member present at CPC	*Children's views represented at CPC who did not attend (5-18 yrs.)	*Children attendance at CPC (Over 11 yrs.)	*Children Who have allocated Advocate / Tros Gynnal.
96% (100%)	94% (92%)	40% (33%)	96% (96%)	70% (62%)	20% (15%)	54% (43%)





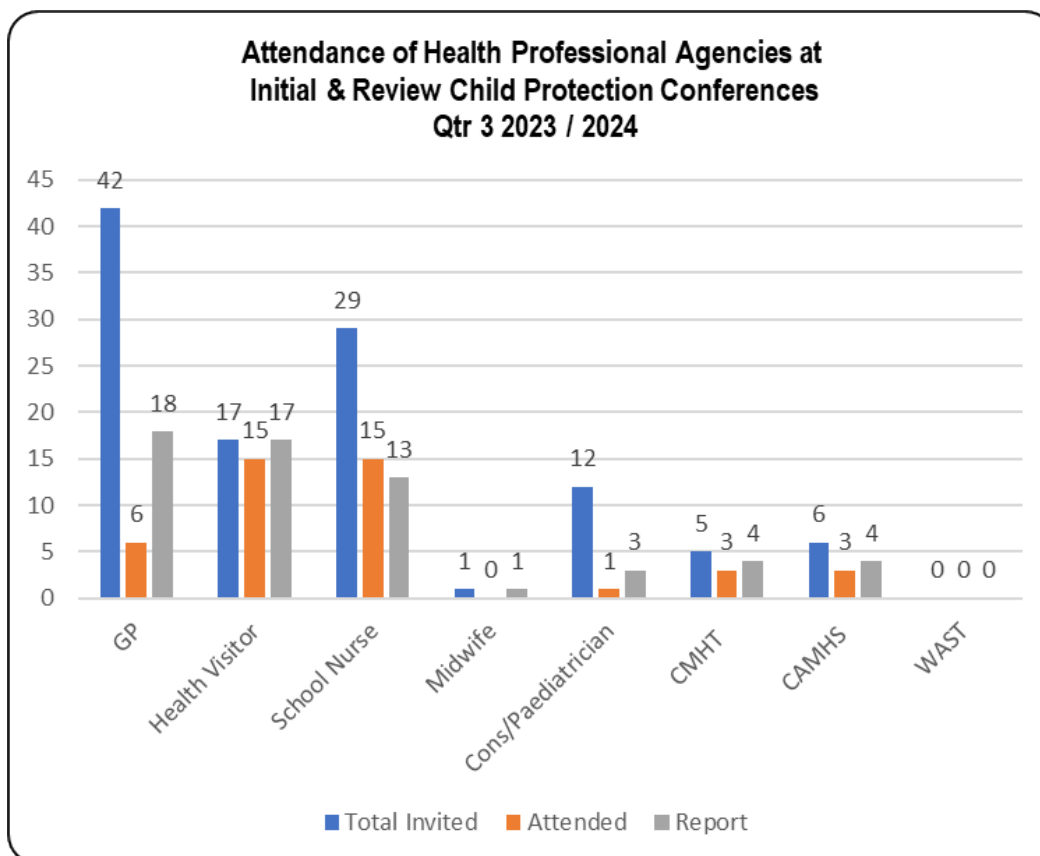
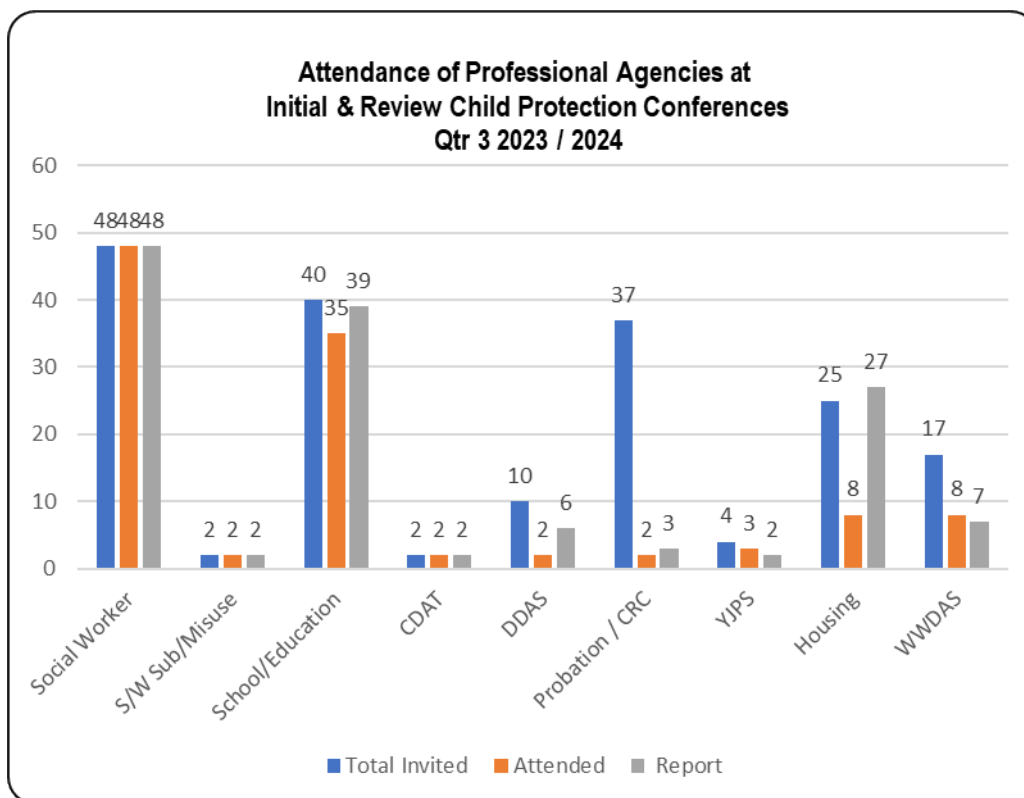
The Toxic Three Risk Factors for the 33 children who were on the Ceredigion Child Protection Register at 31 December 2023		
Number of children subject to a Care and Support Protection Plan where all of the Three Toxic Risk Factors feature (Domestic Abuse, Parental Substance Misuse and Parental Mental Health) ACE	13	39.4%
Number of children subject to a Care and Support Protection Plan where Parental Separation <i>or / and</i> Incarceration feature (ACE)	26	78.8%
Number of children subject to a Care and Support Protection Plan where all five ACE (Domestic Abuse, Parental Substance Misuse, Parental Mental Health, Parental Separation and Incarceration)	2	6.1%

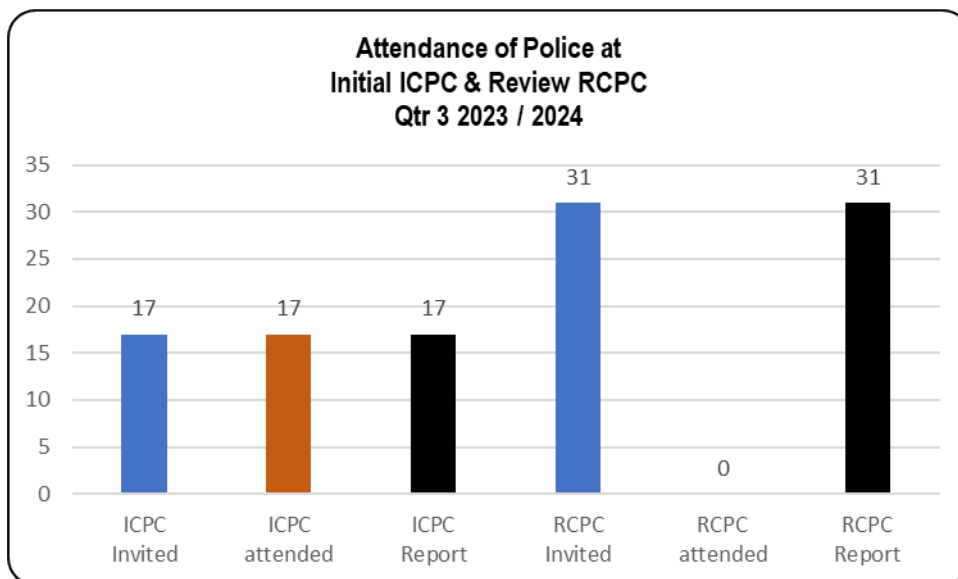
Analysis: one

The main risk factors recorded were parental separation, domestic abuse, parental substance/alcohol misuse and parental mental health difficulties.

One of the conferences identified that the Parents met the criteria and were referred to the Inspiring Families Project. None of the families were referred to the Choices Perpetrator Programme.

Agency Attendance at Conferences:





The attendance of agencies at CPCs is illustrated in the charts above. An average of 7 agencies' staff members were invited to each CPC and an average of 4 attended. There was an average of 5 written reports available at each CPC.

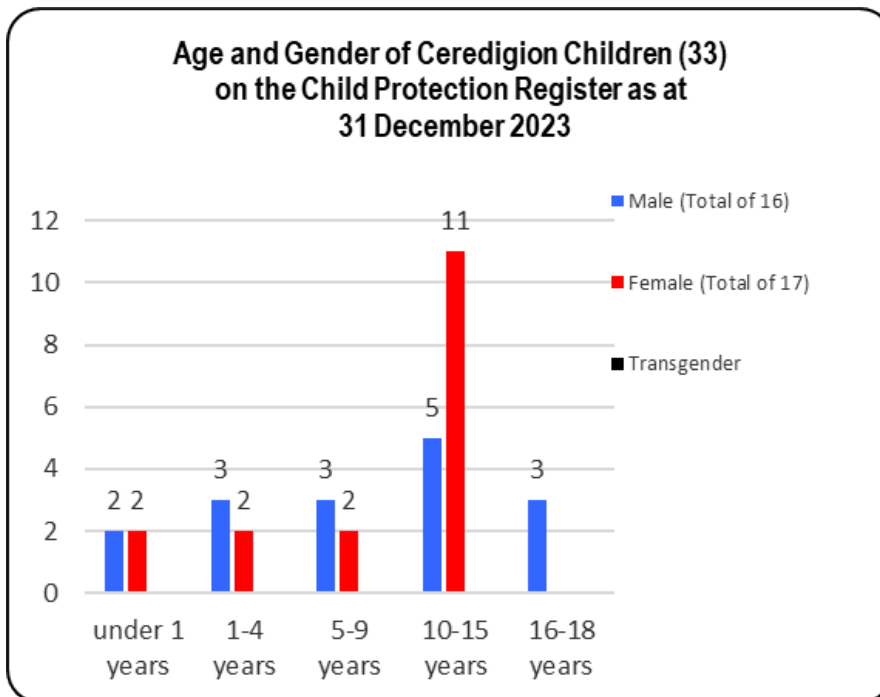
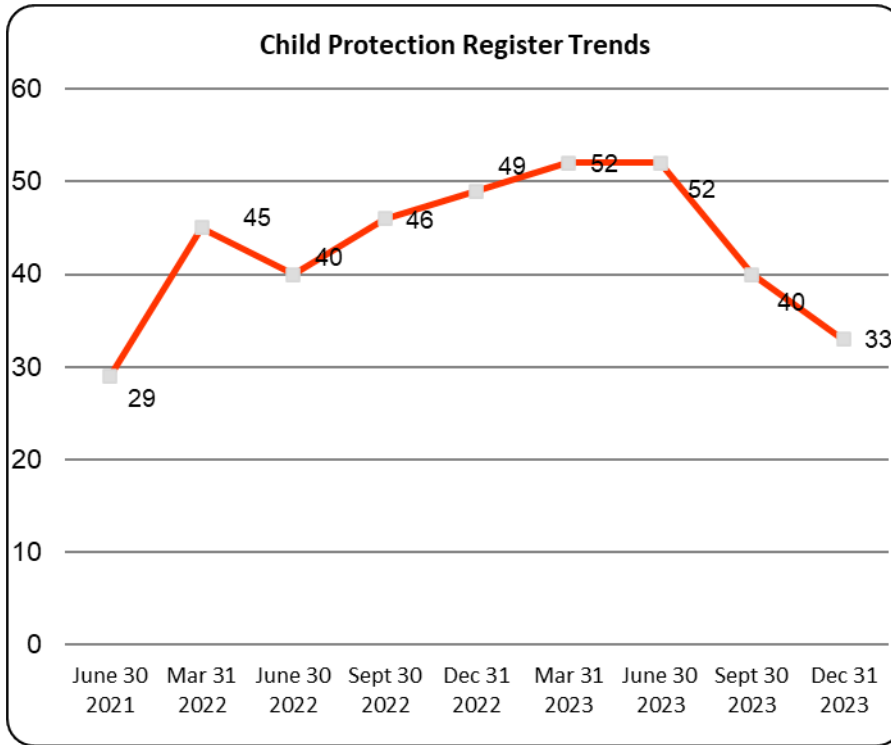
17 (35%) Children's CPC recommended that a Family Group meeting be convened.
 23 (48%) Children's registration decisions were unanimous; with 20 (42%) children's registration a majority decision; with 5 (10%) children's registrations not unanimous.
 2 (4%) Children's CPCs reported that there was dissent regarding the safety of the CP Plan for safeguarding the welfare of a child on the CP Register.
 7 (15%) Children were identified as a young carer.
 It was identified for 5 (14%) Children that there was a shortfall in information regarding the mother's partner.
 A moderate/severe learning disability was identified for 3 (6%) young persons; with 2 (5%) young persons reported as having an Individual Development Plan.
 2 (4%) Children were reported to have a physical/sensory disability, with behaviour problems identified for 2 (4%) young persons.
 2 (4%) Children were recognised as having speech/language difficulties; with 2 (5%) Young persons reported to have been excluded from school.

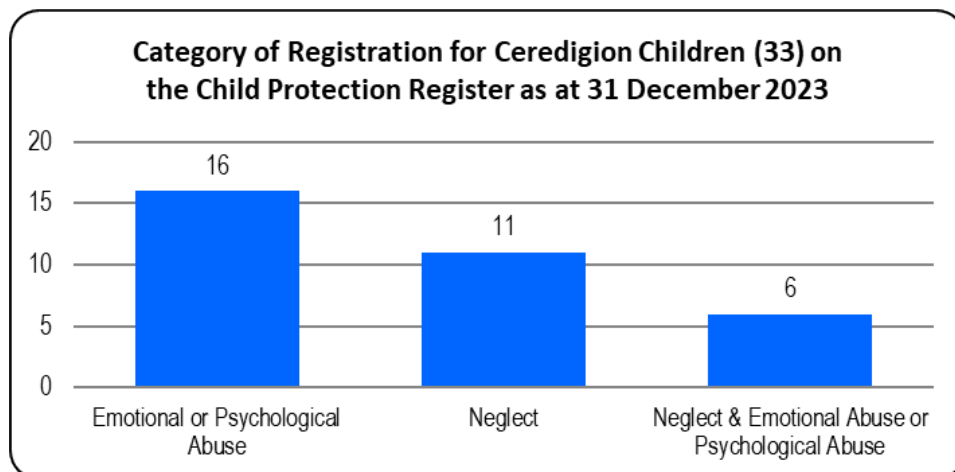
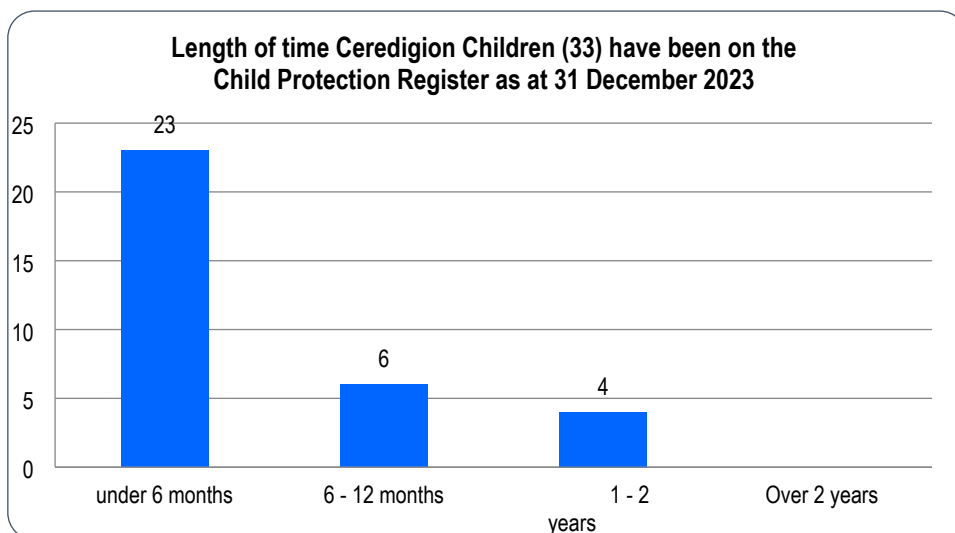
CHILD AND FAMILY FEEDBACK

The previous system for attaining Child and Family feedback following their attendance at a Child Protection Conference has not been possible since the start of the Pandemic in March 2020 due to the fact that most Conferences are held virtually. However, since the beginning of April 2022, Evaluation Questionnaires have been sent to families following their attendance at a Child Protection Conference to gain their views and feedback. This process will continue until such time that Child Protection Conferences take place on a face-to-face basis.

CHILD AND FAMILY FEEDBACK						
Evaluation questionnaires were provided to children/young people (of appropriate age/level of understanding), parents and carers who attended CP Conferences during the quarter. A total of 37 questionnaires were circulated; with 1 (3%) returned.						
Was the venue and time of the Conference				Did you feel prepared to attend the Conference?		
	Very suitable	OK	Not suitable	Yes	Not sure	Not at all
Children						
Parents	1	-	-	1	-	-
Carers						
Family Members						
Were you able to say what you wanted				Did you feel your views were taken into account		
	Yes	Not enough	No	Yes	Some	Not at all
Children						
Parents	1	-	-	1	-	-
Carers						
Family Members						
Is there anything that you would like to say that might help us to improve the process?				Action taken by Quality Assurance & Independent Service to address any concerns		
Child	•					
Parents	•					
Carers	•					
Extended Family	•					

SECTION 6: Child Protection Register





WG Measure 28 - The average length of time for all children who were on the Child Protection Register:		
This Measure asks for the average length of time in calendar days on the register for all children who were de-registered during the quarter	Oct-Dec	288.60

WG Measure 27 – The number of re-registrations of children on Local Authority Child Protection Registers within the year								
Initial Conferences	Oct-Dec 2023	July-Sept 2023	April-June 2023	Jan-Mar 2023	Oct-Dec 2022	July-Sept 2022	April-June 2022	Jan-Mar 2022
Number of Children previously on the register and deregistered within last 12 months	0	0	0	3	5	0	0	0

**ADRAN SECTION 7: Cyfarfo+dydd Strategaeth Amddiffyn Plant Ganllawiau
Amddiffyn Plant Cymru Gyfan / Child Protection Strategy Meetings of the All
Wales Child Protection Procedures**

Category of Child Protection Strategy Meeting	Total number of cases	Total number of meetings
Risk of child exploitation	13	14
Concerns regarding neglect	4	5
Concerns regarding sexually harmful behaviour	1	1
Concerns regarding a young person going missing	8	12
Concerns regarding emotional abuse		
Concerns regarding a person in contact with children through their work	7	7
Concerns regarding fabricated illness	1	1
Total number of meetings		40
Total number of cases discussed in this quarter	34	

ADRAN/SECTION 8: Ecsbloetio Rhywiol Plant Cyfarfodydd Rheoli Aml Asiantaethol / Multi Agency Child Exploitation Management Meetings

New Case / Review	Exit / Remain in MACE	Male / Female	Age	At home / in care	CPR	Date of meeting	Agency Attendance
R	Remain	F	14	H	Y	03.10.23 13.12.23	Safeguarding, Education, YJS, Police, Health
R	Exit	F	15	H	N	25.10.23	Safeguarding, Education, Police, Health
N	Remain	M	13	H	Y	25.10.23	Safeguarding, Education, Police, YJS, Health, Planned Care
R	Exit	M	16	H	N	07.11.23	Safeguarding, Education, Police, Planned Care
R	Exit	M	15	H	Y	21.11.23	Safeguarding, Education, Police, YJS, CAMHS, IFSS, Planned Care
R	Remain	M	15	H	N	05.12.23	Safeguarding, Police, Education, Health, YJS, Planned Care
N	Remain	M	16	H	N	05.12.23	Safeguarding, Police, PCC

SECTION 9: Police Marac Report

		Dyfed Powys				
Daily Discussion data		Carmarthenshire	Ceredigion	Pembrokeshire	Powys	
Daily Discussion	Number of cases discussed (Daily Discussion)	283	83	163	146	
	Children in household (includes repeats)	194	45	181	115	
	Repeat rate	8.5%	19.3%	23.3%	4.1%	
Referrals	Non police %	44.5%	25.3%	30.1%	43.8%	
	Police %	55.5%	74.7%	69.9%	56.2%	
	IDVA %	7.8%	3.6%	3.1%	4.1%	
	Children's social care %	2.1%	0.0%	2.5%	1.4%	
	Primary care %	6.7%	4.8%	6.1%	6.8%	
	Secondary care acute trust %	2.8%	3.6%	3.7%	1.4%	
	Education %	0.0%	0.0%	1.8%	0.0%	
	Housing %	0.4%	0.0%	0.0%	0.0%	
	Mental health %	2.1%	1.2%	1.8%	2.1%	
	Probation %	12.7%	6.0%	5.5%	5.5%	
	Voluntary sector %	7.4%	4.8%	2.5%	19.9%	
	Substance %	0.4%	0.0%	0.0%	0.0%	
	Adult social care %	2.1%	1.2%	1.8%	2.7%	
	MASH %	0.0%	0.0%	0.6%	0.0%	
	Other %	0.0%	0.0%	0.6%	0.0%	
	Demographics	Local Black, Asian and racially minoritised population	6.0%	8.1%	5.3%	5.1%
		Black, Asian and racially minoritised cases	1.8%	3.6%	1.8%	1.4%
LGBTQ+		0.7%	0.0%	0.0%	1.4%	
Disability		0.0%	0.0%	0.0%	1.4%	
Males		7.8%	6.0%	4.3%	4.1%	
Victims aged 16 - 17 %		0.0%	1.2%	0.0%	0.0%	
		Dyfed Powys				
MARAC		Carmarthenshire	Ceredigion	Pembrokeshire	Powys	
	Number of full MARAC cases	27	5	10	21	
	number of full MARAC meetings	9	3	5	6	

SECTION 10: Learning Services

ADRODDIAD LOG GWASANAETHAU YSGOLION

BWLIAN / BULLYING

Mae data bwlio yn parhau i gael eu gasglu yn dymhorol ym mhob cyfarfod Llywodraethol yr ysgolion. Gweler isod, data Tymor yr Haf 2023 (a gafodd ei goladu yn ystod tymor yr Haf 2023).

Bullying data is collected by all schools during Governing Body meetings on a termly basis. Please see below data collected for the Summer Term 2023 (which was collated during the Summer term 2023)

Math o Fwlian / Type of Bullying	Haf 2022	Haf 2023
Gallu / Ability	2	4
Oedran / Age	0	0
Edrychiad / Appearance	5	8
Biffonig / Biphobic	0	0
Anabledd / Disability	1	0
Rhyw / Gender	0	2
Homoffonig / Homophobic	0	1
Plentyn sy'n derbyn gofal / Looked after Child	0	0
Di-ddeuaidd / Non-Binary	0	0
Beichiogrwydd neu Famolaeth / Pregnancy or Maternity	0	0
Hiliol / Racial	5	2
Crefydd neu Gred / Religion or Belief	0	0
Rhywiol / Sexual Sexual Orientation	0	0
Trawsffonig / Transphobic	0	0
Gofalwr Ifanc / Young Carers	0	0
E Ddiogelwch / E Safety	2	1
Eraill / Other	9	8
Not Specified	3	0
Cyfanswm / Total	27	26

HYFFORDDIANT / TRAINING

Mae hyfforddiant Diogelu ac Amddiffyn Plant lefel 1 ar rhaglen e-ddysgu yn unig, dyma'r nifer o staff sydd wedi cwblhau yr hyfforddiant hyn drwy cyfnod chwarter 1. Yn ogystal, mae'r niferoedd o staff sydd wedi cwblhau lefel 2 Amddiffyn Plant yn rhithiol hefyd wedi ei ychwanegu yn ystod y cyfnod hwn.

Level 1 Safeguarding and Child Protection training is only available as an e-learning programme, below is the number of staff who have completed the training during the quarter 1 period. In addition, the number of staff who have completed the level 2 Child Protection training virtually during this period, is also noted below.

Lefel 1 / Level 1	453 mewnlol / internal 100 allanol / external
Lefel 2 / Level 2	39 mewnlol / internal 8 allanol / external

VAWDASV

Mae yna 182 o staff mewnol a 42 o staff allanol wedi cwblhau hyfforddiant VAWDASV ar-lein yng nghyfnod chwarter 3

182 internal staff and 42 external staff have completed the online VAWDASV training during the quarter 3 period.

ADDYSG DDEWISOL GARTREF / ELECTIVE HOME EDUCATION

Nifer o blant yr ydych yn ymwybodol ohonynt sydd yn cael eu haddysgu'n ddewisol gartref / <i>Number of children that you are aware of that are Electively Home Educated (EHE)</i>	Nifer o blant EHE sy'n hysbys i'r Awdurdod Lleol sydd wedi cael cynnig ymweliad blynyddol yn ystod y 12 mis diwethaf / <i>Number of EHE children known to the Local Authority that have been offered an annual visit in the last 12 months</i>	Canlyniad / <i>Outcome</i>
242	256	Declined – 108 DNA'd – 11 Child seen – 116 Child not seen – 12 Report received – 3 Re- arranged - 6

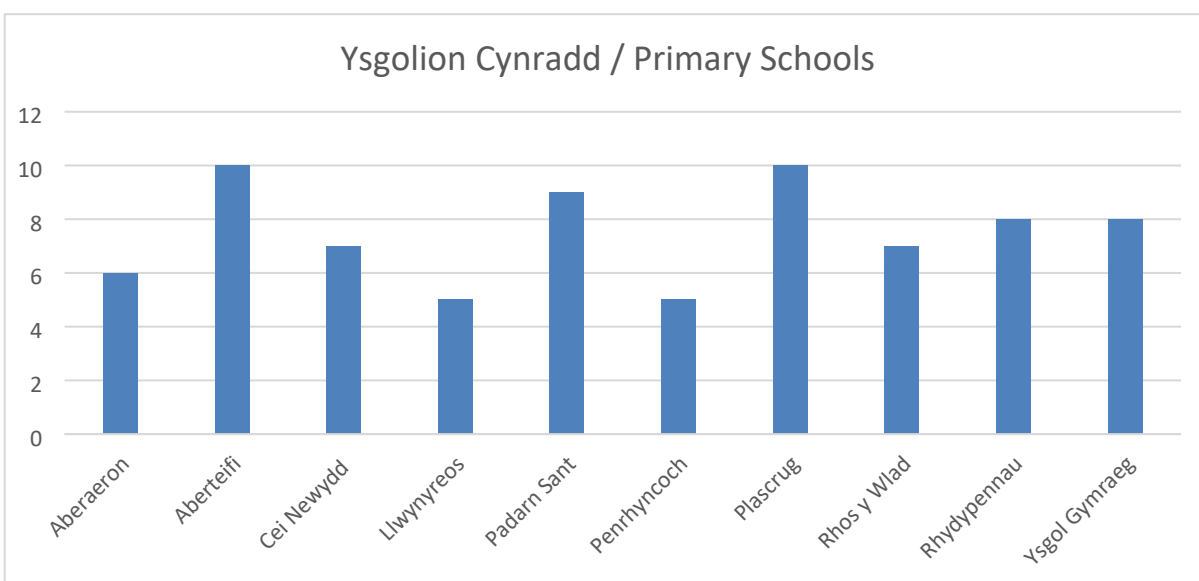
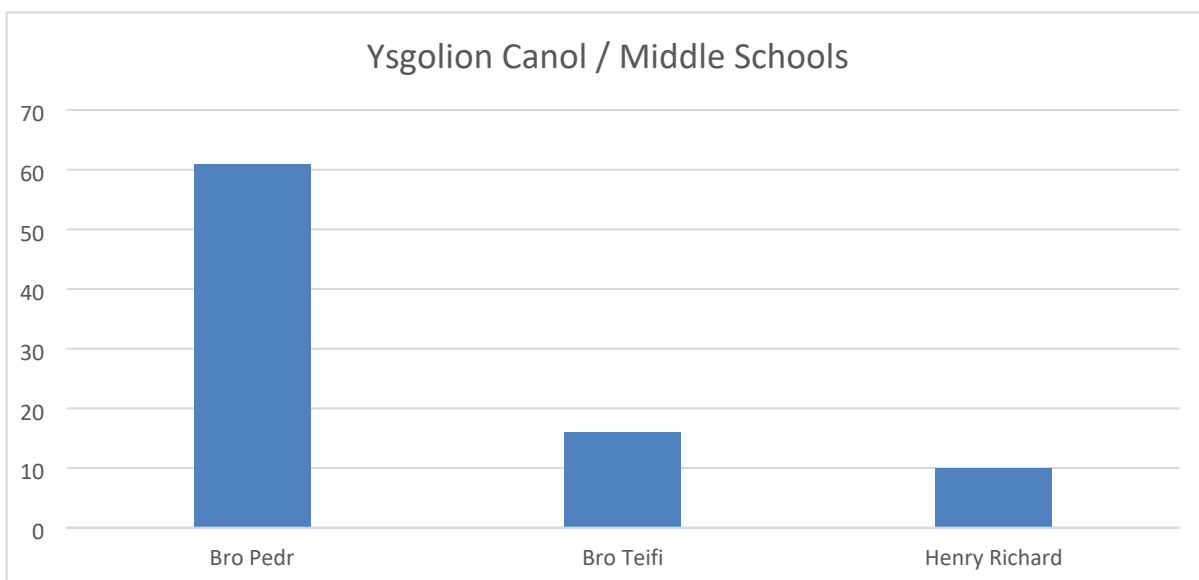
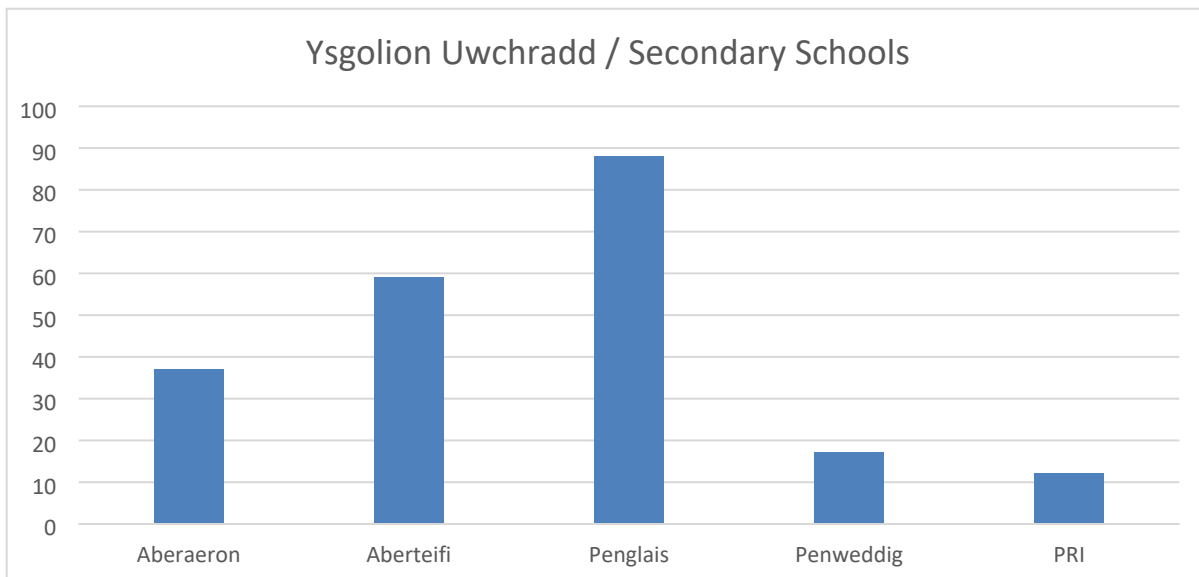
PLANT MEWN GOFAL / LOOKED AFTER CHILDREN

Plant mewn gofal yng Ngheredigion o oedran ysgol stadudol / <i>Looked after children in Ceredigion of statutory school age</i>	<i>Hydref/October: 49 (2 are EHE) Tachwedd/November:52 Rhagfyr/December: 54</i>
Plant mewn gofal allan o'r Sir o oedran ysgol stadudol / <i>Looked after children placed out of County of statutory school age</i>	<i>Hydref/October: 43 Tachwedd/November: 42 Rhagfyr/December:41</i>
Plant mewn gofal o Siroedd eraill o oedran ysgol stadudol / <i>Looked after children from other Local Authorities of statutory school age</i>	<i>Hydref/October: 23 Tachwedd/November: 23 Rhagfyr/December:23</i>

CYSWLLT YSGOLION / SCHOOL CONTACTS

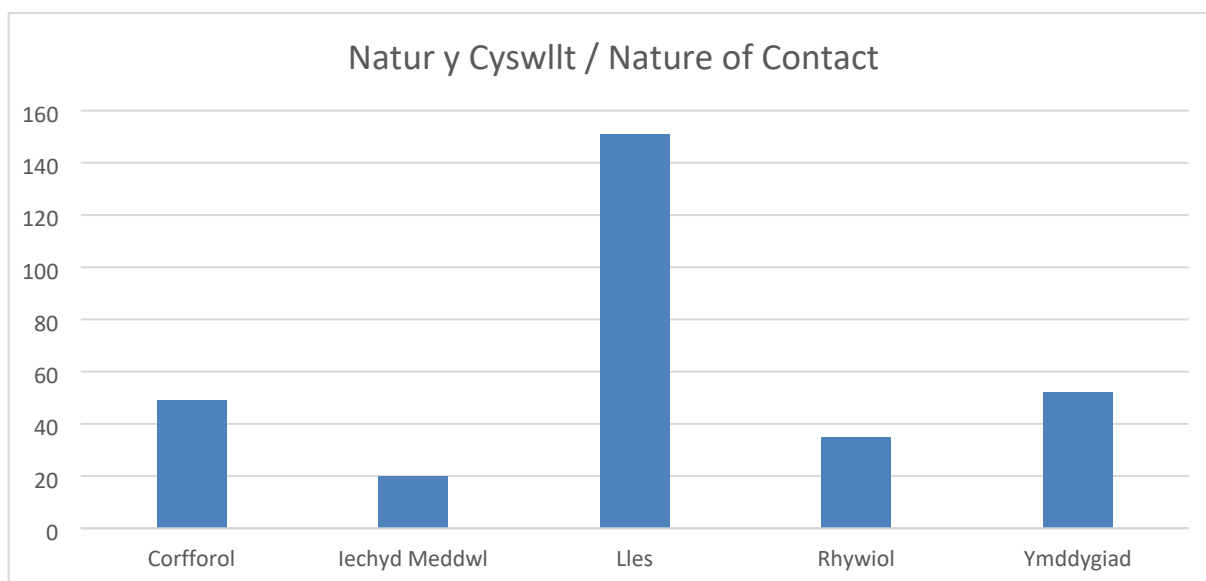
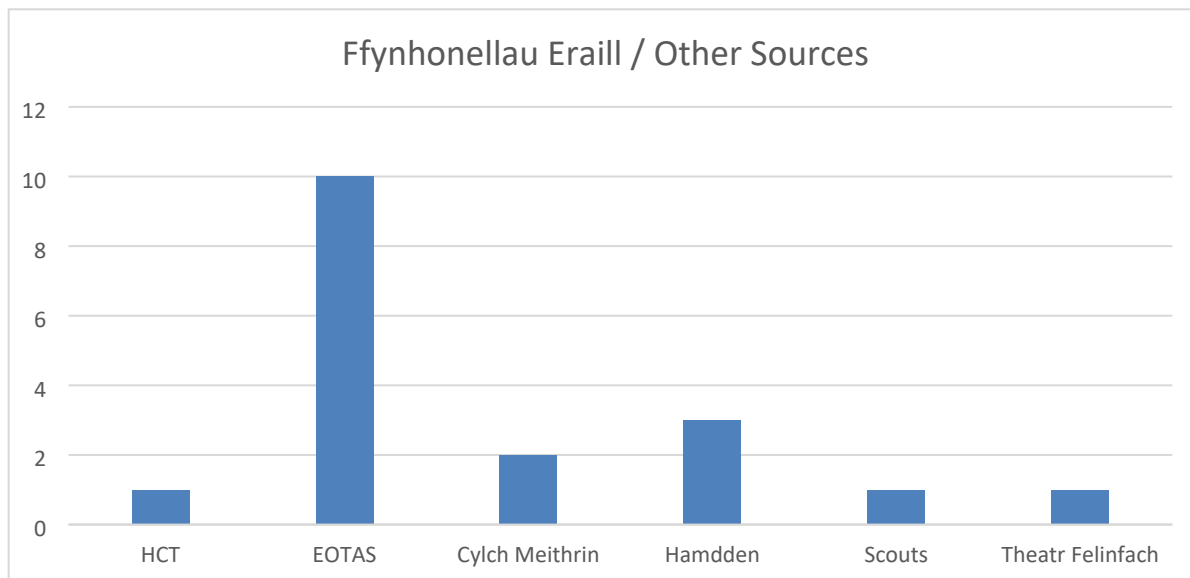
Gweler isod, y rhifau a natur y cyswllt a dderbyniwyd o ysgolion / sefydliadau dysgu yn ystod chwarter 3.

Please see below the number of contacts received from schools/learning establishments and their nature, during the period of quarter 3.



I nodi, fe wnaeth 26 o'r Ysgolion Cynradd gwneud cyswllt yn ystod chwarter 3. Oherwydd y rhif uchel hyn, nid oedd modd cynnwys pob Ysgol ar y dabl, felly wedi cynnwys yn yr uchod, y rhai wnaeth gysylltu pedwar gwaith neu mwy drwy gydol y cyfnod.

To note, 26 Primary Schools made contact during quarter 3. Due to this large figure, it wasn't possible to capture all on one table. Therefore the above only highlights the Schools who made contact on four or more occasions during the period.



Oherwydd fod niferoedd fawr o rhesymau cyswllt, maen't wedi crynhoi mewn l'r grwpiau isod, er mwyn medru darllen yn fwy glir ar y siart. Yn yr adroddiad yma, dwi wedi ffocysu ar y prif pryderon yn unig.

Due to the large amount of reasons given for contact, some have been grouped together as noted below, in order for the information to be presented more clearly on the chart. In this particular report, I have highlighted the main concerns raised only.

Lles / Wellbeing	Gan gynnwys plant ar goll, presenoldeb, tor perthynas, galar, gofalwyr ifanc, materion cyswllt
------------------	--

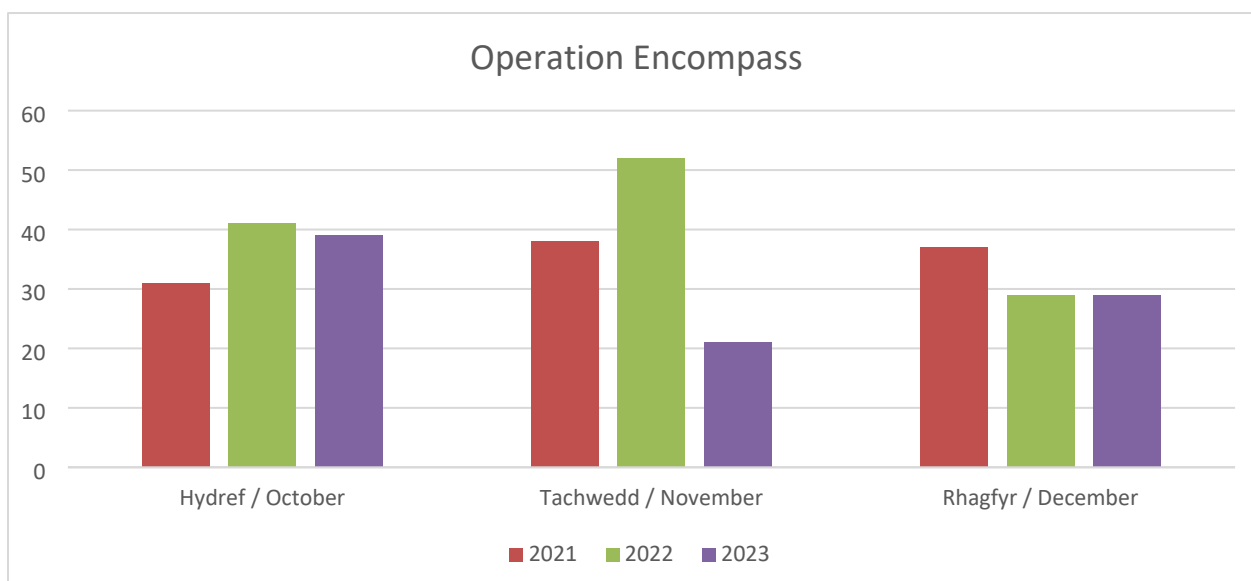
	rhwng rhieni / Which also includes missings, attendance, relationship breakdown, young carers, contact issues, contact issues between parents.
Rhywiol / Sexual	Gan gynnwys perthnasau amhriodol ag egsbloetio plant yn rhywiol / Which also includes inappropriate relationships and Child Sexual Exploitation.

I nodi, gafodd 73 o ddisgyblion ei gwahardd o ysgolion uwchradd Ceredigion yn ystod chwarter 3, a hynny o gyfanswm 148 diwrnod. (Mae yna gynydd sylweddol yng nghwarter 3, I gymharu a chwarter 2, gan fod gwyliau'r haf yn cael ei gynnwys yng nghwarter 2). Y rhesymau sydd wedi cofnodi am y gwaharddiadau yma, fel y ganlyn; Difrod, Sylweddau, Camdriniaeth Hilliol, Camdriniaeth Lafar, Ymddygiad Bygythiol, Camdriniaeth Corfforol, Ymddygiad Aflonyddgar Parhaus, Dwyn ag arall.

Yn ogystal a hyn, fe dderbyniwyd 164 o gyfeiriadau ar gyfer cefnogaeth ataliol drwy Porth Cymorth Cynnar yn ystod chwarter 3 (cynnydd o 99 cyfeiriad newydd oherwydd yr uchod). Nid yw'r ffigwr yma yn cynnwys cyfeiriadau TAF).

To note, a total of 73 pupils were excluded from Ceredigion Secondary Schools during quarter 3, for a total of 148 days. (These figures being significantly higher than the previous quarter, due to period containing a full-term, whereas Q2 included the summer break). The reasons noted for exclusions have been recorded as: Damage, Drug & Alcohol, Persistent Disruptive Behaviour, Physical Assault against both adults and pupils, Racist abuse, Verbal and threatening behaviour against both adults and pupils, Theft and Other.

In addition to this, Porth Cymorth Cynnar received 164 referrals for Support and Prevention during quarter 3, which is an increase in comparison to the previous quarter, due to the reasons above. (These figures do not include TAF referrals).



SECTION 11: HEALTH

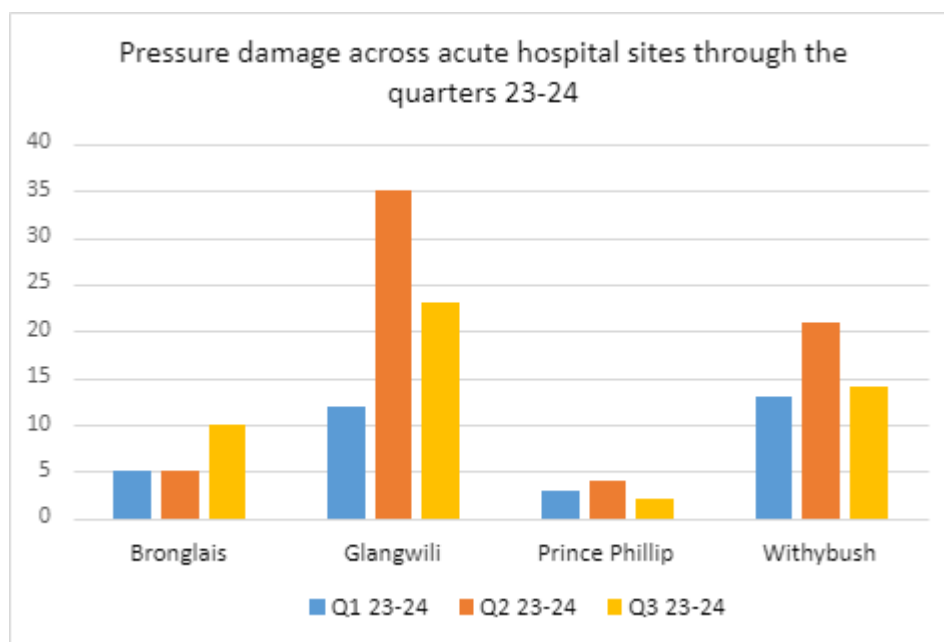
Hywel Dda University Health Board Safeguarding Report to the Local Operational Groups

Qtr 3 2023/24

This report informs the Local Operational Groups of updates on safeguarding developments in Hywel Dda University Health Board during quarter 3 2023/24

Adult Safeguarding

Quarter 3 2023-24 Acute Hospital Avoidable Pressure Damage Data



Of the pressure damage incidents that were reviewed during scrutiny meetings in Q3 49 were deemed as avoidable. Overall this is a decrease in the total numbers compared to the previous quarter, with Glangwili and Withybush seeing the most significant reductions.

There is a noticeable increase of cases deemed avoidable for Bronglais. A contributory factor for this is that Bronglais have acknowledged there is still a backlog of cases that need to be brought to scrutiny as a number of meetings were cancelled in the latter quarters of 2022/23. Of the 10 Bronglais cases reviewed in Q3 for the current year, the majority (7/10) were where the pressure damage incident occurred in the previous year 2022/23. The Hospital Head of Nursing has advised the backlog relates to the historic workforce pressures that don't really seem to be improving. Extraordinary meetings are now booked.

Of the 49 cases identified, 36 were recorded as grade 1 or 2, two as grade 3, three as unstageable and eight as Suspected Deep Tissue Injury (SDTI). Note that it is not uncommon for pressure damage to be reported as SDTI, but later it becomes apparent that it is a grade 1 or 2; the incident report captures the pressure damage at its most significant grading. There continues to be a higher proportion of cases at lower grades, and in this quarter there was an

absence of incidents of grade 4 damage.

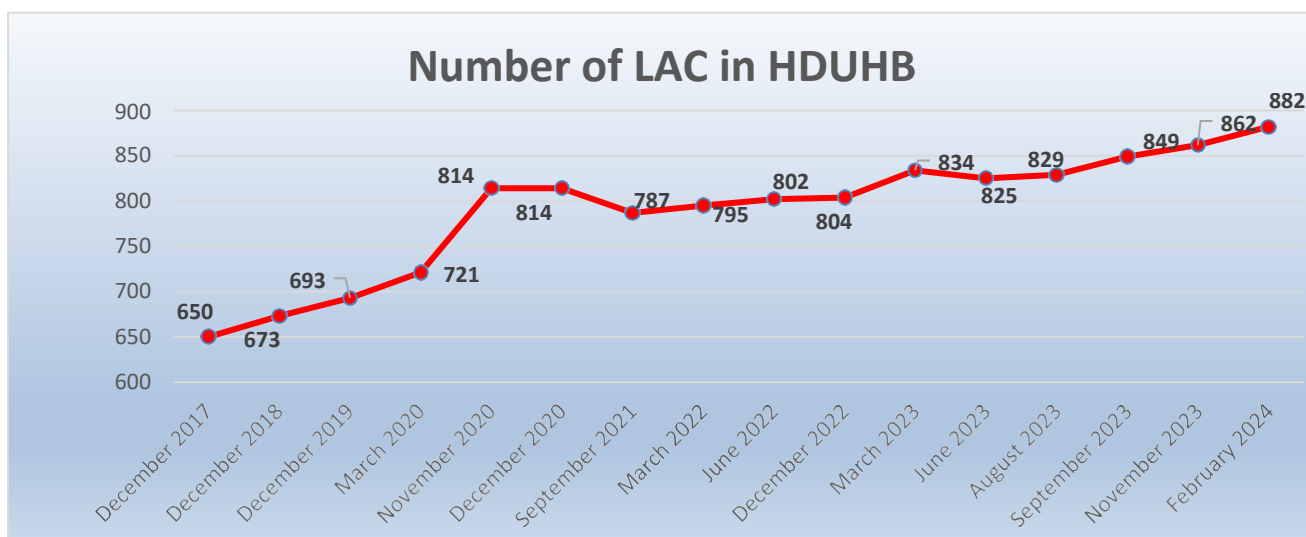
Assurance is given that with regard to cases of reported pressure damage yet to be discussed at scrutiny, appropriate actions are identified and implemented at the time of pressure damage being identified, which includes updating care plans and risk assessments, and reviewing equipment. The Tissue Viability team are also providing ongoing education and training regarding the identification, reporting and investigation of pressure damage.

Adult Safeguarding Team

In addition to the Core Safeguarding Training the team have also delivered bespoke sessions on Safeguarding and Accountability and Managing Safeguarding Allegations / Concerns about Practitioners and those in a Position of Trust. These sessions have been and will continue to be available to be delivered in person across all three counties, with the latter also being delivered via Teams.

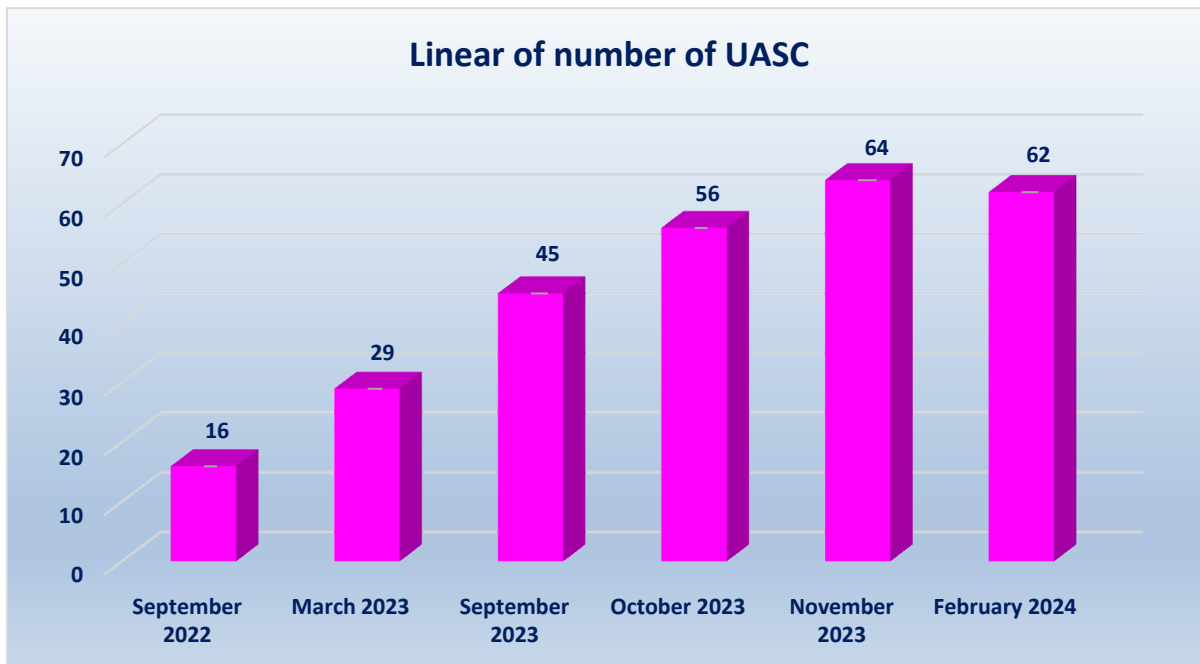
Looked After Children

The data below represents the increase in activity related to Looked After Children in the Health Board. The data demonstrates a rising trajectory which impacts on workload in operational teams and the LAC corporate team.



Q3 Data 2023-2024	Looked After Children	Number Placed in HDUHB by Other LA'S	Total
Pembrokeshire	267	51	318
Carmarthenshire	249	140	389
Ceredigion	141	34	175
Total	657	225	882

UASC



Risks

The risk continues for the service due to cost pressure to the Looked After Children (LAC) service budget to meet the needs of unaccompanied asylum-seeking children placed under the National Transfer Scheme. Currently of the 62 placed only 2 is living within the Hywel Dda Footprint. The service is incurring costs due to commissioning health assessments and secondary care in the areas where the UASC have been placed. We have 4 UASC placed here by other local authorities.

Safeguarding Children

There are significant staff shortfalls in the child safeguarding team at present, but the UHB are maintaining the single point of contact; delivery of core Level 3 training and safeguarding supervision. Further to this, they are delivering Conference Report Writing Workshops to practitioners in response to the Rapid Review of Child protection Arrangements in Wales.

Professional Curiosity

The child and adult safeguarding practitioners are successfully rolling out monthly all age professional curiosity training using the regional training package.

The adult and children's safeguarding team are also delivering combined sessions that promote the participants to 'Think Family' through the Professional Curiosity lens. Whilst the ethos of the training remains the same, the scenarios are adjusted to provide specific relevance to the practitioners in receipt of the training at the time.

VAWDASV

Two recently published DHRs have been received by the UHB 'Betty' and 'Judith'. All actions are complete with the exception of continuation and scale of IRIS due to lack of sustainable funding. This is on the Regional VAWDASV risk register and subject to national discussion under the direction of the Minister for Social Justice and Chief Whip and Minister for Health and Social Care.

Once for Wales Management System

In preparation for the change in practice regarding the submission of Safeguarding Reports via the Once for Wales System, both adult and children safeguarding practitioners were involved in delivering training for the new system on a daily basis. The new process went live at the beginning of November 2023. Moving forward this means that the Corporate Safeguarding Team have access to all Safeguarding reports submitted by Health Board staff. This not only ensures organisational memory but allows the Corporate Team to monitor the standard and content of the forms as well as provide feedback to practitioners where appropriate in regard to choice of referral mechanism or standard of information provided.

National Review of Safeguarding in Health

The Chief Nursing Officer for Wales recently commissioned a national review to include high level themes of structure, leadership, behaviours, assurance and how effective a current arrangements in meeting the statutory requirements.

It includes a desktop review of recent or pending reports, publications and recommendations, which have implications in seeking to strengthen safeguarding arrangements across NHS Wales, providing options for consideration by the Welsh Government for their implementation and semi structured interviews with relevant leads in UHBs and Trusts in NHS Wales.

Mandy Nichols-Davies
Head of Safeguarding

SECTION 12: S-CAMHS:

S-CAMHS Update Report for CYSUR

In line with the Welsh Government document “Admission Guidance”, HDUHB has in place a robust Admission Policy/Pathway outlining the process for admitting any young person into an Adult Mental Health Ward. The Guidance stipulates that the Health Board must have a designated Unit and within HDUHB this is Morlais Ward on the Glangwili Hospital campus.

A new Protocol has been approved to meet this statutory requirement which will ensure compliance against Welsh Government expectations.

Admission to an adult mental health ward can be a frightening experience and every attempt is made to consider the least restrictive alternative for admission. In the majority of cases a young person is admitted to the designated unit on Cilgerran Ward supported by staff from the mental health unit.

In line with the guidance, the staff have received additional training in safeguarding young people and in addition the staff on Morlais ward have all undertaken the following:

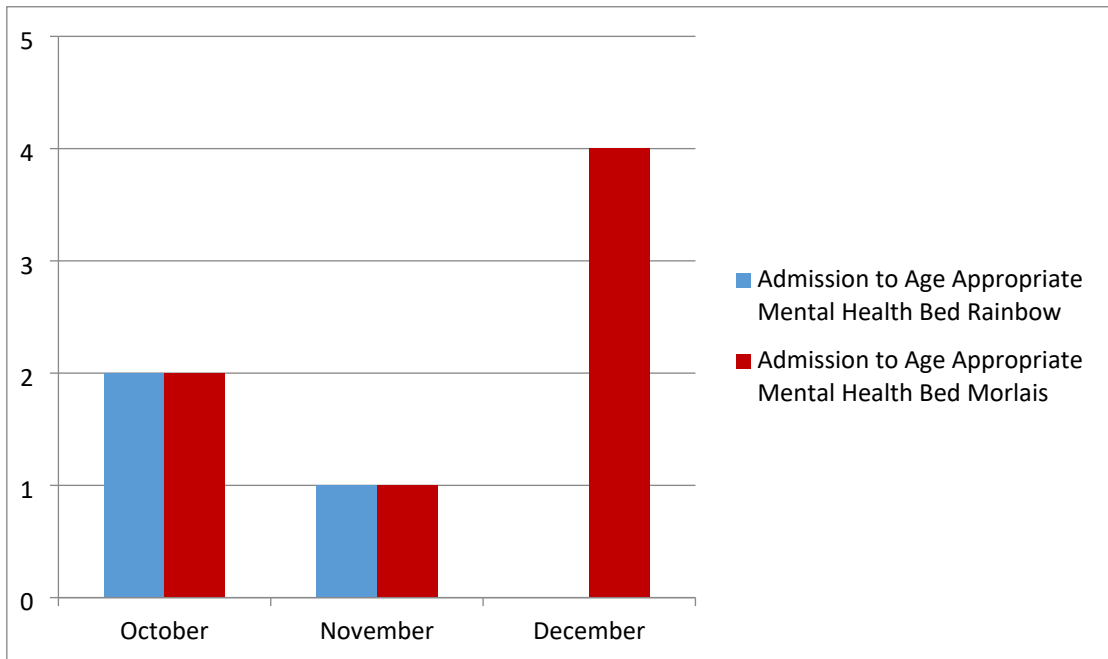
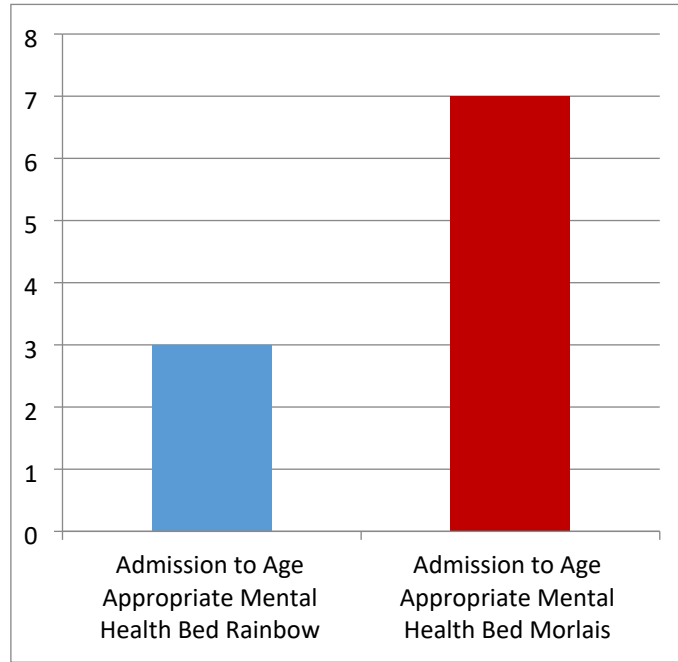
- Safeguarding Children Level 3 Training
- Have a valid Enhanced DBS in place
- Undertaken specific training on the emotional and mental health needs of children and young people
- Training on the Mental Health Act and Social Services and Wellbeing (Wales) Act 2014

All admissions to the mental health bed must be reported, initially internally as a DATIX, and followed by a Serious Untoward Incident report to the Delivery Unit in line with the Welsh Government’s Admission Guidance Document.

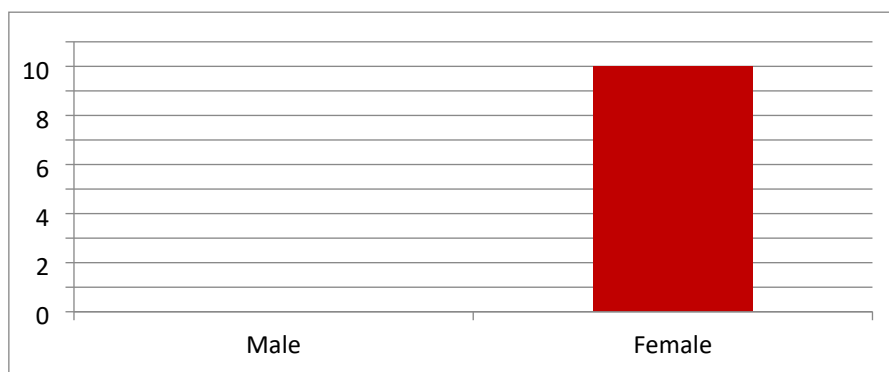
Q3 Admissions to the age appropriate bed on the Rainbow bed and Morlais

Performance Management Report 1/10/23 – 31/12/23

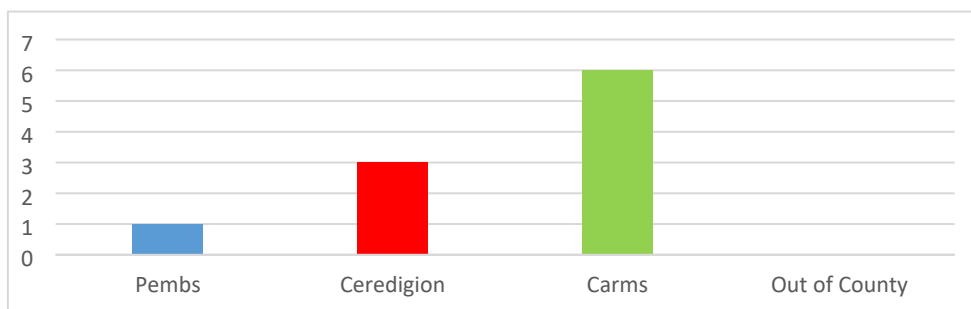
Adult Mental Health Ward Glangwili Hospital site:



Q3 Admission to Age Appropriate Mental Health Bed Rainbow / Morlais Bed by gender:



Q3 Admissions to Rainbow / Morlais Bed according to Locality:



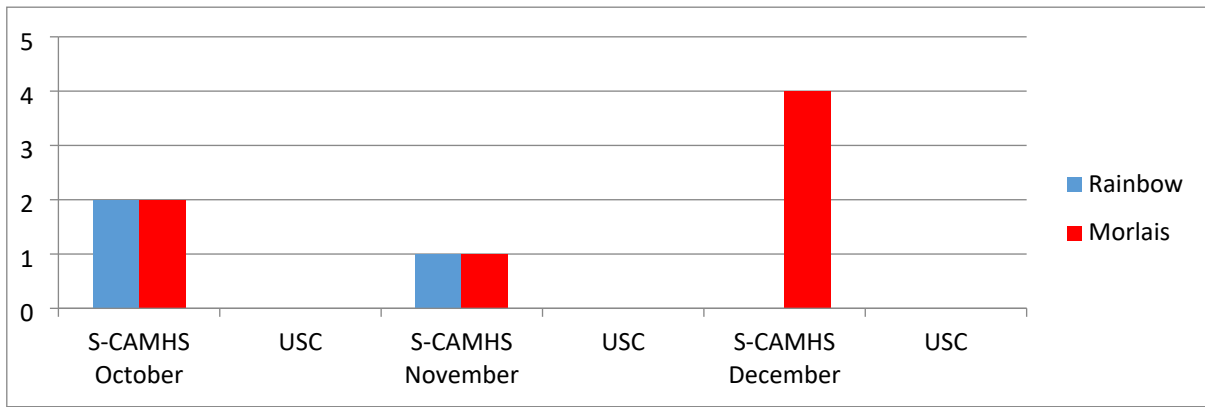
Admissions to Paediatric Age Appropriate Bed (Rainbow Unit, Non reportable)

Specialist CAMHS records for Quarter 3 2023-24 are outlined above with 10 Admissions in total, with 3 Admissions to the Paediatric bed and 7 Admissions to the Adult Mental Health Ward (Morlais). The total admissions only related to 7 young people as there were repeat admissions for 3 YP.

During the month of October, one YP was initially admitted onto Rainbow then transferred to Morlais following that, they then received an onward admission to Ty Llidiard.

There was a young person who had two separate admissions during the months of November and December. Then, during the month of December, there was a YP that was admitted on two separate occasions during the same month.

Q3 Admissions to Rainbow / Morlais split by admitting team:



Mental Health Act Status

We received the following activity for under 18's during Quarter 3 under the Mental Health Act:

October

2 x Section 136

1 x Section 5(2)

1 x Section 2

November

4 x Section 136

1 x Section 2

December

3 x Section 136

1 x Section 5(2)

3 x Section 2

Admission Outcomes

	Discharged Home	Onward Admission	Remains on Ward
Rainbow	2	1	0
Morlais	4	1	2

Admissions relating to Self-Harm

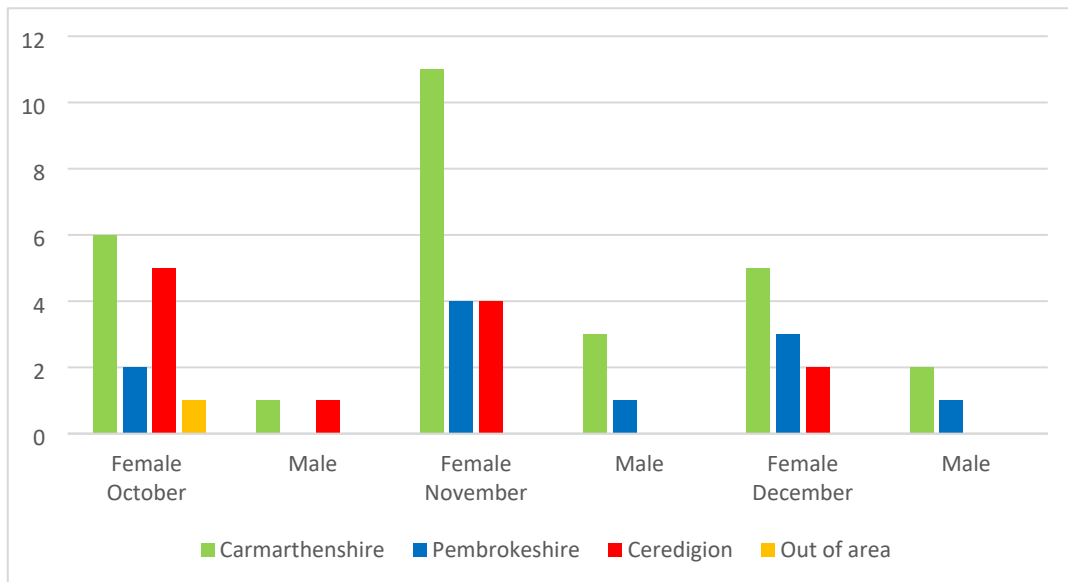
Within HDUHB there are robust systems in place for S-CAMHS to provide a mental health assessment, following referral from the Paediatric ward where any young person is admitted
Performance Management Report 1/10/23 – 31/12/23

following an episode of self harm. The reason for admission is generally following an overdose but, on occasions, it can be following deliberate cutting or an attempted hanging.

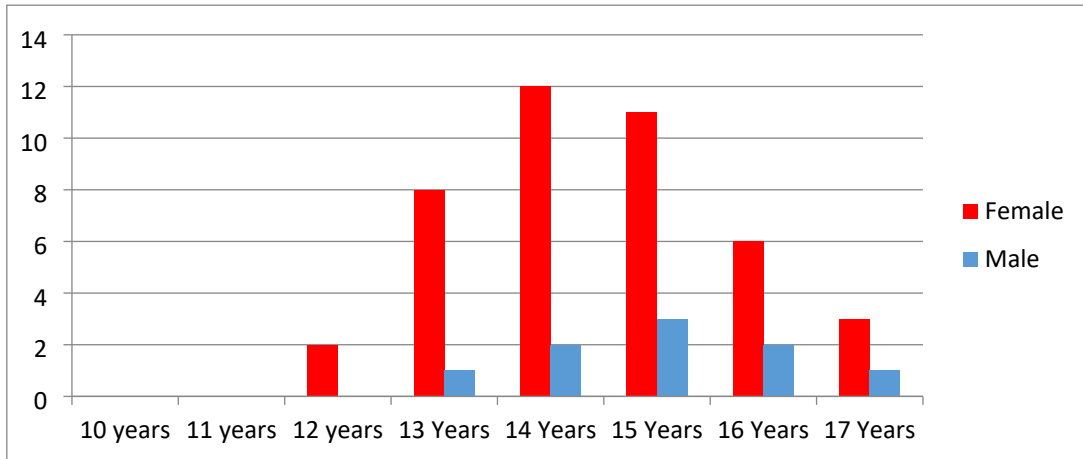
All overdose/self harm admissions receive a follow up appointment within three working days to monitor risk and provide support. There is a robust Pathway in place along with Guidance for admission of all young people who present following self harm in order that a comprehensive mental health assessment and risk management plan can be agreed. Where appropriate, referral to the Safeguarding team and/or Social Services may be considered.

The following table details the numbers of admissions following Deliberate Self Harm (DSH) Quarter 3 2023/2024 for the 3 Local Authority Areas:

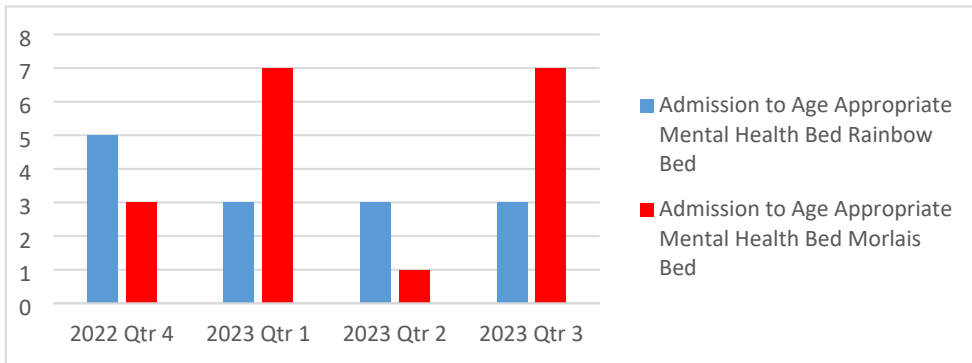
Q3 Self-harm / Overdose Admission Statistics split by gender and locality:



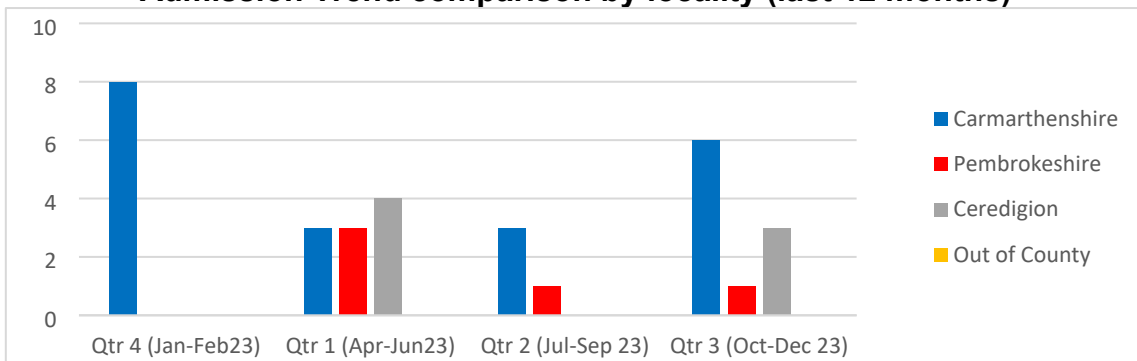
Q3 Self-harm / Overdose Admission Statistics split by gender and age profile:



Comparison Data (last 12 months) - Age Appropriate Bed

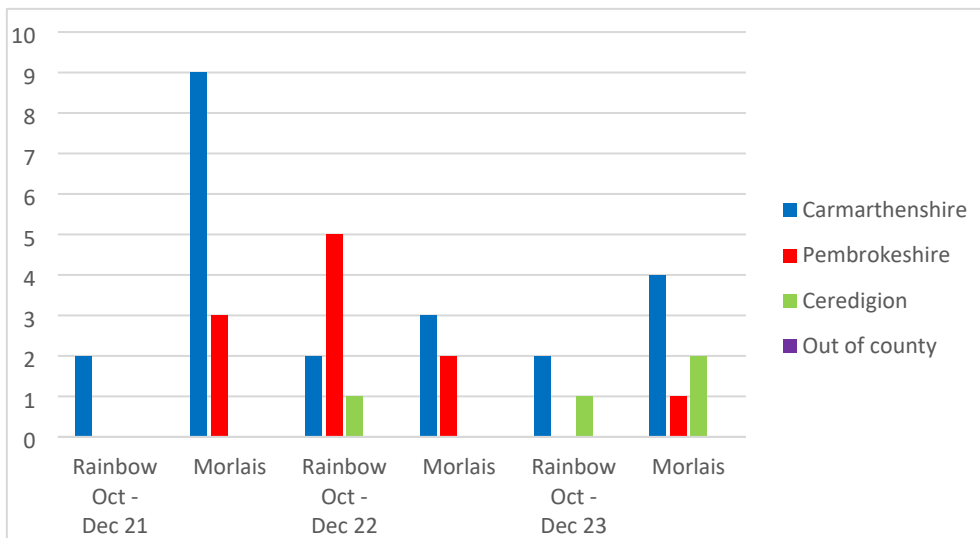


Admission Trend comparison by locality (last 12 months)



Annual Admission Comparison by locality

The following graph compares the numbers of admissions for Quarter 3 2023/2024 against the number of admissions for the same quarter of 2022/2023 and 2021/2022, further defined by locality.



Advocacy

In line with the Mental Health (Wales) Measure 2012, Health Boards are expected to ensure that access to Advocacy Services is in place, as per Part 4 of the Measure, for any individual admitted into hospital. All young people admitted to Morlais Ward are asked on admission if they would like access to an Independent Mental Health Advocate. The expected performance target is that 100% of clients are offered this and this information is recorded and reported via our Information Analyst.

On Cilgerran Ward, information is provided to young people on admission on the availability of access to the Advocacy Service. However, the above performance standard is not applicable therefore data is not routinely collated.

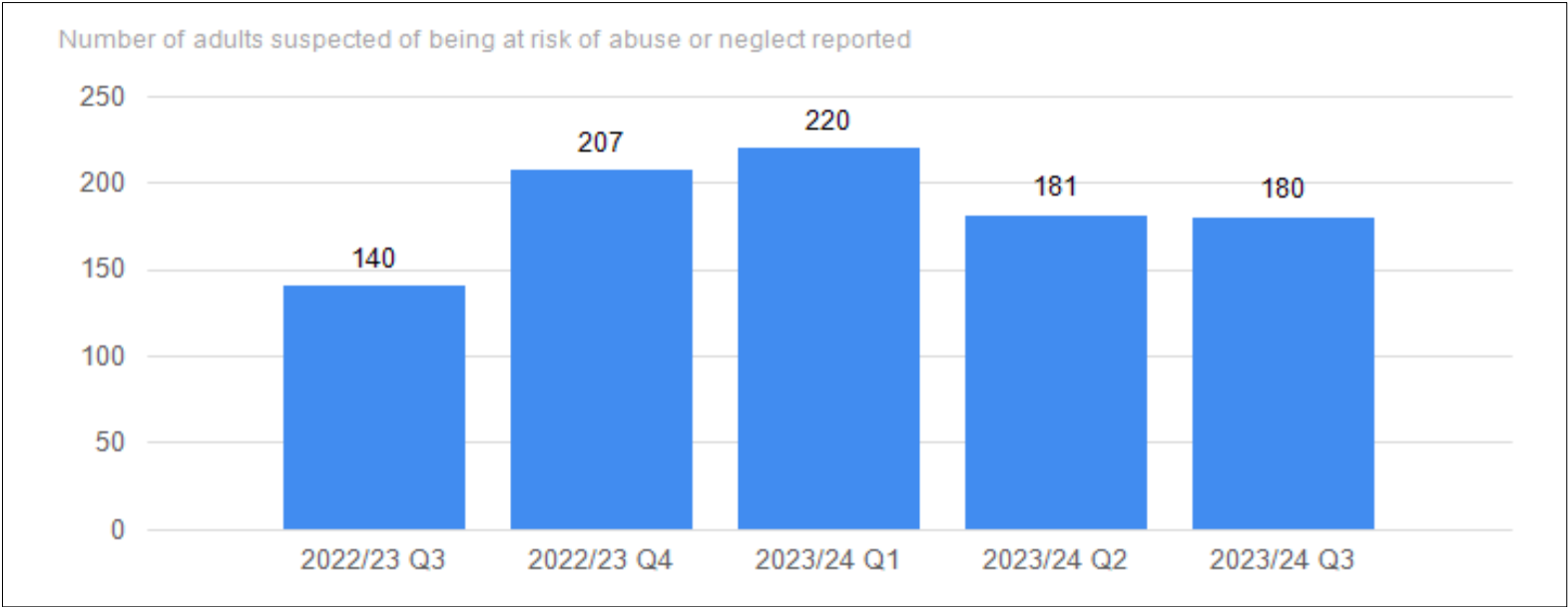
CEREDIGION
CWMPAS LOCAL OPERATIONAL GROUP

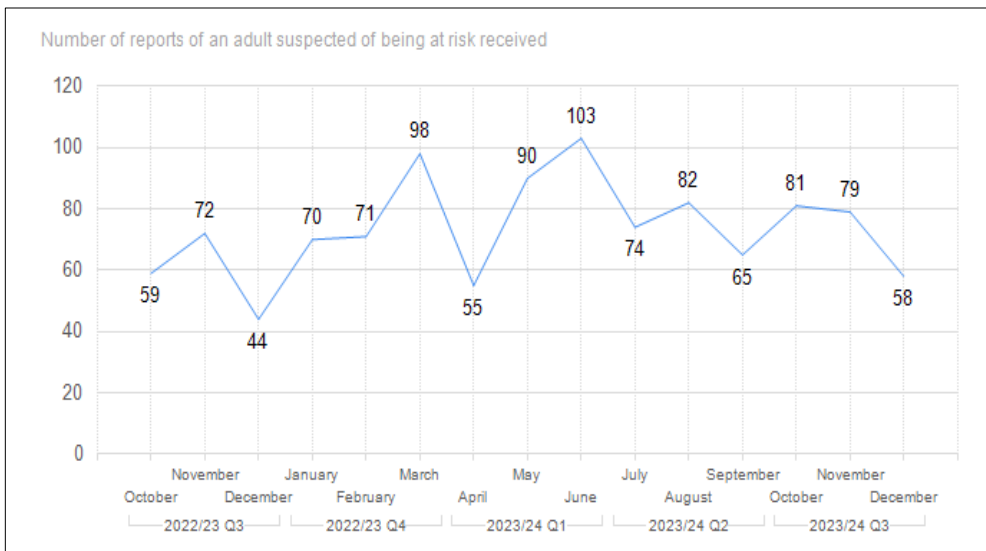
Performance Management Report – Safeguarding Adults

Quarter: 3

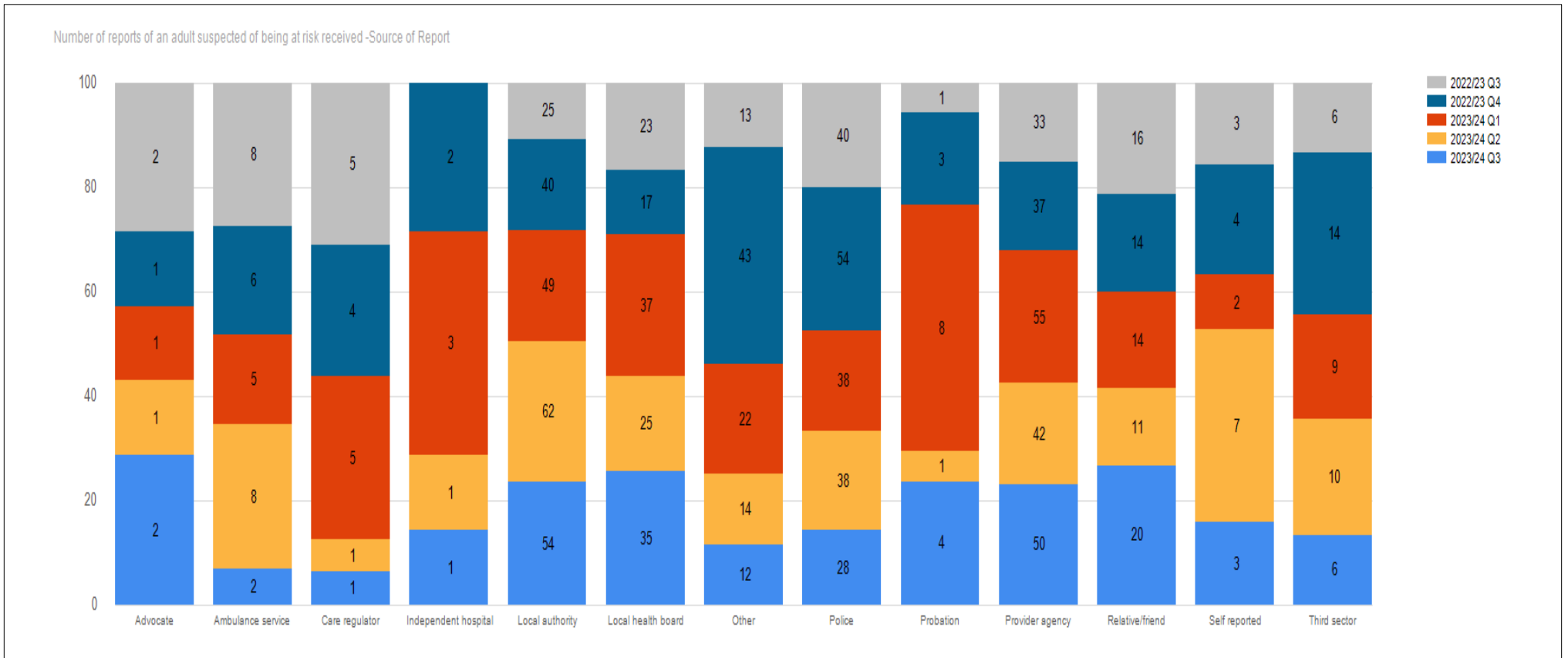
1/10/23 – 31/12/23

Quarter 3 Overview





Quarter	Month	Reports
2022/23 Q3	October	59
	November	72
	December	44
2022/23 Q4	January	70
	February	71
	March	98
2023/24 Q1	April	55
	May	90
	June	103
2023/24 Q2	July	74
	August	82
	September	65
2023/24 Q3	October	81
	November	79
	December	58



Report Source	Quarter	Total
---------------	---------	-------

	2022/23 Q3	2022/23 Q4	2023/24 Q1	2023/24 Q2	2023/24 Q3	
Advocate	2	1	1	1	2	7
Ambulance service	8	6	5	8	2	29
Care regulator	5	4	5	1	1	16
Independent hospital	0	2	3	1	1	7
Local authority	25	40	49	62	54	230
Local health board	23	17	37	25	35	137
Other	13	43	22	14	12	104
Police	40	54	38	38	28	198
Probation	1	3	8	1	4	17
Provider agency	33	37	55	42	50	217
Relative/friend	16	14	14	11	20	75
Self reported	3	4	2	7	3	19
Third sector	6	14	9	10	6	45

