

# CYNGOR SIR CEREDIGION COUNTY COUNCIL

**Report to:** Cabinet

**Date of meeting:** 3 September 2024

**Title:** Porth Cynnal Specialist Services  
Independent Reviewing Service Performance  
Management Report Quarter 3 2023 - 2024

**Purpose of the report:** To monitor the progress of Looked After Children through Independent Reviewing Officers scrutiny of their plans and placements during the third quarter of 2023/2024

**For:** Information

**Cabinet Portfolio and Cabinet Member:**  
Councillor Alun Williams, Deputy Leader of the Council and Cabinet Member for Through Age and Wellbeing

## **Background**

This report represents the monitoring and quality assurance of Looked After Children who were reviewed during the third quarter of 2023/24.

This information contributes to Members fulfilling their roles as Corporate Parents.

The information is based on the monitoring forms completed by the Independent Reviewing Officers (IRO) following each Looked After Children Statutory Review (LAC Review) and is informed by other performance information held by Children Services.

The report includes National and Local standards and targets used to measure outcomes for Looked After Children (LAC) at the time of their statutory review and includes Welsh Government Performance Indicators (PI's) and Local Performance Targets.

On the basis of the information available and the views expressed during the review meeting, the IRO makes a professional judgement about the effectiveness of a child/young person's care plan in meeting their needs and may recommend changes to the care plan.

During the review meeting the IRO considers whether the child/young person requires assistance to identify relevant other people to obtain legal advice/take proceedings on their behalf. This action was deemed necessary for 6 young people by the IRO in the period.

In addition, the IRO has regard as to whether the child/young person's human rights are being breached in any way and, if so, might make a referral to CAFCASS Cymru. This action was not required at any of the review meetings in the period.

### **Summary of Key Points:**

- At the end of quarter 3, there were 140 children/young people being looked after compared to 130 as at the end of Q2.
- 109 children/young people were reviewed in this quarter. 84.4% of reviews were undertaken within the Statutory Timescale.
- 7 of the children reviewed in this quarter have left care. Of those 7, 1 child returned home to family. 1 young person went to independent living arrangements and 5 children/young people were the subject of revocations of care orders.
- The placement provision for the children reviewed during this Quarter were that 20 are in Local Authority foster care (18 in county, 2 out of county), 23 in kinship carer placements, 19 were in Independent Foster Agency placements, 20 children were placed with parents, and 14 were placed in residential care provision outside of the county, 7 were in supported lodgings/independent living. 2 were placed with family and 4 in other settings.
- Of the reviews that took place in this quarter and where there were permanency plans in place, the plan for 40 children were that they would be cared for in Long Term Foster Care, 20 were to remain with Kinship carers/family members, 12 children were in placement with parents, 9 children were subject to twin tracking, 2 children are to be adopted, 4 children are to be cared for in residential care and 3 were to be supported with independent living.
- 60 of the children were being cared for under the legal status of a Full Care Order, 26 were under an Interim Care Order, 4 under a placement order and 19 under a Section 76.
- Of the children reviewed in this quarter, 89.9% received a statutory visit within timescale compared to 95.5% of children in Quarter 2.
- 26.3% of the care and support plans were recorded as being in place at the first review in this quarter, compared to the 27.3% that were in place in Quarter 2. The very low percentage again this quarter, was due to staffing difficulties within the Planned Care/Innovate Teams which prevented the plans being completed on time. The staffing issues are in the process of being addressed.
- 109 reviews identified that the child/young person's cultural needs were being met.
- 97 Young people who were placed with Local Foster Carers had been placed with carers who were able to speak their first language.
- 10 Reviews noted that the young person was an unaccompanied child and placed in a care setting which did not meet their first language needs. There was a translator in the reviews to support the young person.
- Delegated Authority was confirmed to be in place for 57 children who were reviewed with 17 reviews noting that this was yet to be undertaken. It was unknown at 14 reviews with a further 21 reviews recording that it wasn't applicable for the young person.
- The percentage of children (of sufficient understanding) who understand their reason for being looked after was 93.1%.
- The percentage of children of sufficient understanding who were involved in or consulted about their review, was 97.6%.
- The percentage of children who were made aware of their right for an advocacy service, was 90.2%.
- The percentage of parents consulted by the social worker prior to the review or who attended the review was 96.8%.
- The percentage of placement plans (including Education and Health Provision) that were assessed as meeting the needs of the children/young people were 95.4%.

- The percentage of Looked After Children of school age who had a Personal Education Plan within 20 school days of entering care or joining a new school during this quarter is 86.8%.
- The percentage of Looked After Children who received Health Assessments in accordance with statutory requirements was 92.5%.
- 18 Pathway Plans were held in this quarter. Only 33.3% Pathway Plan Reviews were held within timescales, and this was due to a variety of reasons including the young person's and other professionals availability, some reviews had to be changed due to the Personal Assistants' availability and others had to be re-arranged.
- The percentage of Young Persons with allocated a Personal Advisor / Social Worker was 100% during this Quarter.
- The Percentage of Young People Consulted for their Review Meeting during this Quarter was 66.7% and 50% of reviews recorded that the young person attended their review.
- 88.9% of Pathway Plan Reviews confirmed that the Pathway Plan was meeting the young person's needs.

**Wellbeing of Future Generations:**

**Has an Integrated Impact Assessment been completed? If not, please state why.**

No. This report is provided on an ongoing basis and demonstrate the continuing work that is undertaken with Looked after Children in Ceredigion.

**Summary of Integrated Impact Assessment:**

**Long term:** N/A  
**Collaboration:** N/A  
**Involvement:** N/A  
**Prevention:** N/A  
**Integration:** N/A

**Recommendation(s):**

**To note the contents of the report and the levels of activity within the Local Authority.**

**Reasons for decision:**

**So that governance of the Local Authority activity and its partner agencies for Looked After Children are monitored.**

**Overview and Scrutiny:**

Healthier Communities Overview & Scrutiny Committee

**Policy Framework:**

Corporate Strategy

**Corporate Well-being Objectives:**

Creating caring and healthy communities

**Finance and Procurement implications:**

Within core budget

**Legal Implications:**

None

**Staffing implications:**

None

**Property / asset implications:**

None

**Risk(s):**

The report reflects a risk of harm to children and how they are safeguarded

**Statutory Powers:**

Children Act 1989, Children Act 2004 & Social Services Well-being (Wales) Act 2014

**Background Papers:**

Internal documents only that are held by Specialist Services

**Appendices:**

Appendix A- Independent Reviewing Service Performance Management Report  
Quarter 3 2023/24

**Corporate Lead Officer:**

Audrey Somerton-Edwards, Corporate Lead Officer: Porth Cynnal

**Reporting Officer:**

Elizabeth Upcott, Corporate Manager: Safeguarding

**Date:**

13 March 2024

**Cyngor Sir CEREDIGION County Council**

**Safeguarding Service**

**Independent Reviewing Service Performance Management Report**

**Quarter 3: 1<sup>st</sup> October 2023 – 31<sup>st</sup> December 2023**



**...yn gofalu i wneud gwahaniaeth**  
**...taking care to make a difference**

<b>CONTENTS</b>		
<b>PAGE:</b>		
<b>SECTION ONE:</b>	<b>INTRODUCTION</b>	<b>3</b>
<b>SECTION TWO:</b>	<b>CARE PLANNING</b>	<b>4</b>
<b>SECTION THREE:</b>	<b>CONSULTATION &amp; PARTICIPATION</b>	<b>22</b>
<b>SECTION FOUR:</b>	<b>ISSUE RESOLUTION PROTOCOL</b>	<b>25</b>
<b>SECTION FIVE:</b>	<b>EVALUATION</b>	<b>25</b>
<b>SECTION SIX:</b>	<b>PATHWAY PLAN</b>	<b>26</b>
<b>SECTION SEVEN:</b>	<b>REGULAR SHORT BREAK CARE</b>	<b>28</b>
<b>SECTION EIGHT:</b>	<b>SHORT BREAK CARE</b>	<b>29</b>

## **SECTION ONE: INTRODUCTION**

This report provides information collated by the Quality Assurance and Independent Reviewing Service in order to monitor performance and quality assure services to looked after children, care leavers, children in residential placements and those children who receive respite care and short breaks. The information is based on the monitoring forms completed by the Independent Reviewing Officers (IRO) following each review meeting within this quarter along with other performance information held by the Children and Families Service.

During the review meeting the IRO considers whether the child/young person requires assistance to identify relevant other people to obtain legal advice/take proceedings on their behalf. This action was deemed necessary for 6 children/young persons in the period.

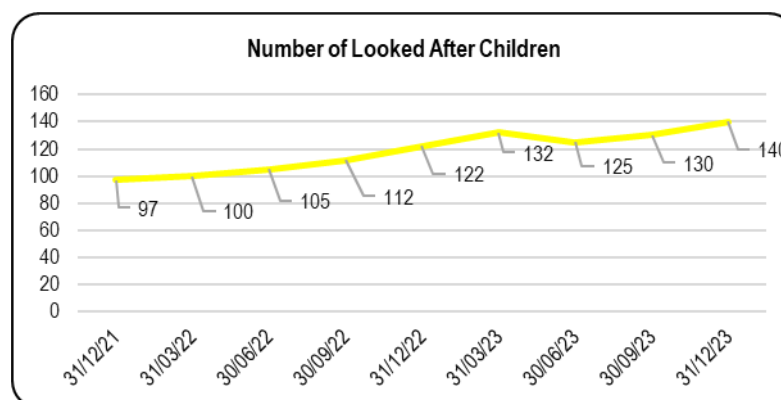
In addition, the IRO has regard as to whether the child/young person's human rights are being breached in any way and, if so, might make a referral to CAFCASS Cymru. This action was not required at any of the review meetings in the period.

## SECTION TWO

### CARE PLANNING

#### 1. Headline Figures for Q3:

<b>The following table and chart provide the total number of Looked After Children data at the end of each quarter commencing with the most recent quarter.</b>	
31 December 2023	140
30 September 2023	130
30 June 2023	125
31 March 2023	132
31 December 2022	122
30 September 2022	112
30 June 2022	105
31 March 2022	100
31 December 2021	97



#### 2. Number and percentage of Looked After Children Reviews undertaken within the statutory time requirement.

Target Set 100% - Target achieved 84.4%

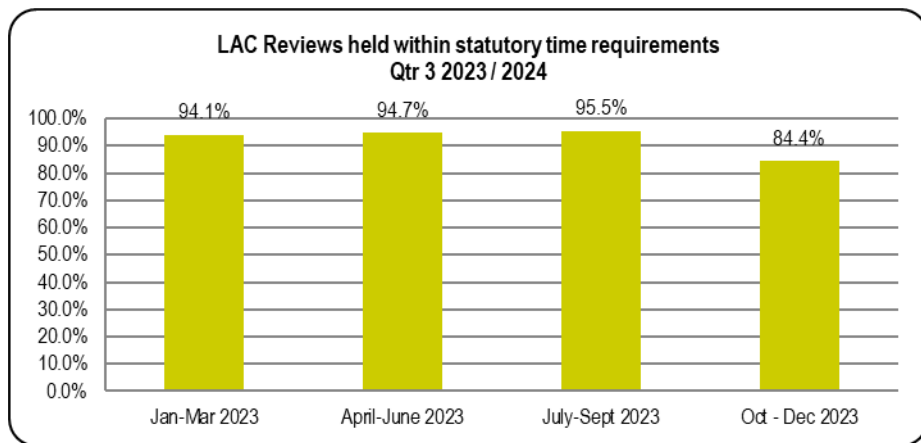
109 Children were reviewed within the Quarter.

- 92 (84.4%) LAC Review Meetings were undertaken within the statutory requirements.
- 17 (15.6%) LAC Review Meetings were held out of statutory requirements; the reasons recorded were as follows: -
  - A Review for 1 child was delayed due to family availability.
  - For 1 child it was due to Social Worker not advising of new placement.
  - For 2 further children it was due to Social Worker not advising of new placement and availability of Social Worker.

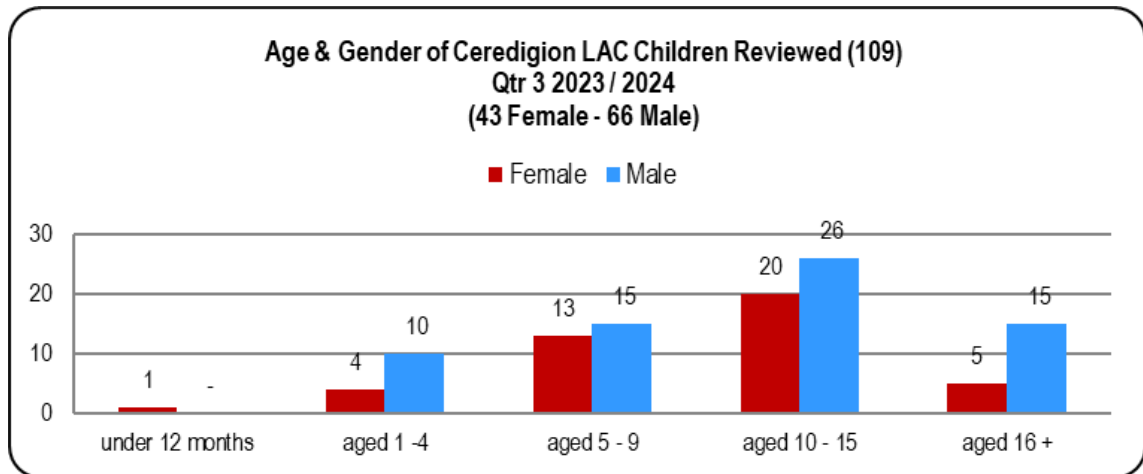


- 4 Other children had their reviews delayed due to Social Worker and IRO availability.
- For 4 further children the review was delayed due to family circumstances.
- A review for 5 additional children was delayed due to staffing issues.

	Oct-Dec 2023	July-Sept 2023	April-June 2023	Jan-Mar 2023	Oct-Dec 2022
Number of children reviewed in the quarter	109	88	95	101	116
Number of reviews held in timescale	92	84	90	95	99
Number of reviews held out of timescales	17	4	5	6	17



**3. Age and Gender of the Children Reviewed in the Quarter:**



#### 4. Cultural, Religious and Language Needs

109 (100.0%) Reviews identified that the young person's cultural views were met. It was recognised at 68 reviews that the young person's religious needs were met; for a further 41 reviews the needs had not been met / it was unknown as to whether the needs had been met.

An interpreter was needed for 11 reviews, with the service being provided for 8 of these reviews, of the other 3 reviews, 2 reviews reported that a translator had been requested but failed to attend whilst the other review noted that the social worker had overlooked the request for a translator.

#### 5 Citizenship

93 Reviews recorded that the child / young person was a UK Citizen, with 16 reviews noting that the child / young person was not a UK Citizen.

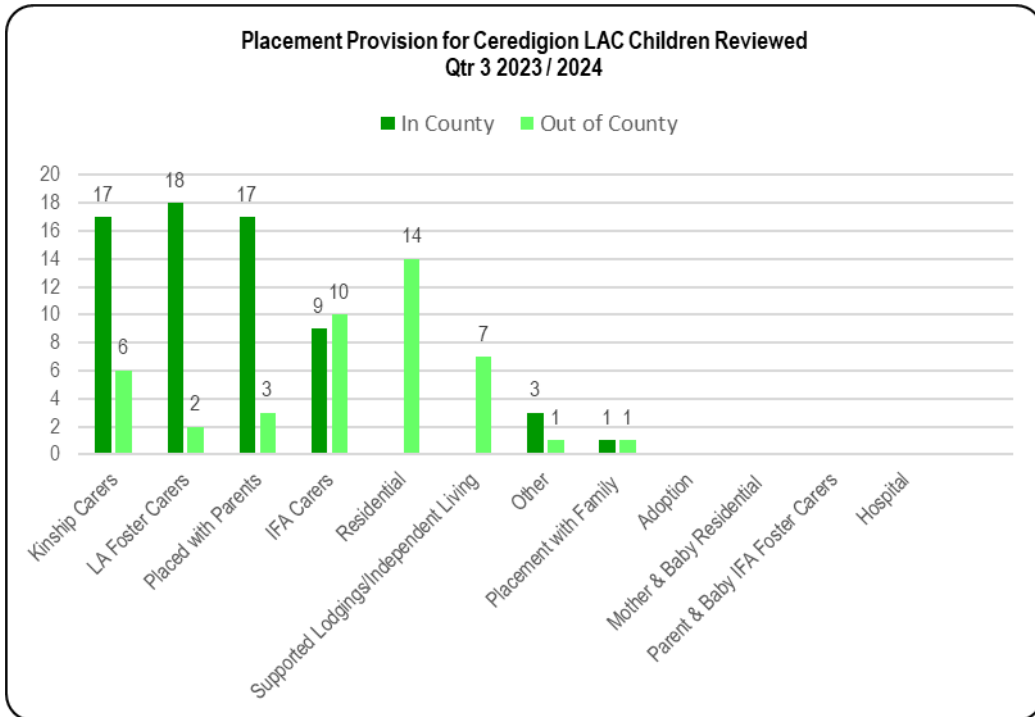
11 Children / Young people were Unaccompanied Asylum Seekers, none of these children / young people had an EU Settlement Scheme (EUSS) in place.

All 11 reviews recorded that an application had not been made for an EU Settlement Scheme (EUSS); 7 of these reviews recorded that the young person was being supported in this respect.

There were 5 other children / young persons who were not UK Citizens; it was confirmed that 2 of these young people had an EUSS in place; but it was unknown as to whether the other 3 children had an EUSS in place.

#### 6 Nature of the Placement Provision of Children Reviewed in the Quarter:

Type of Placement	In County	Out of County	Total
Kinship Carers	17	6	23
LA Foster Carers	18	2	20
Placed with Parents	17	3	20
IFA Carers	9	10	19
Residential		14	14
Supported Lodgings/Independent Living		7	7
Other	3	1	4
Placement with Family	1	1	2
Adoption			
Mother & Baby Residential			
Parent & Baby IFA Foster Carers			
Hospital			
	<b>65</b>	<b>44</b>	<b>109</b>

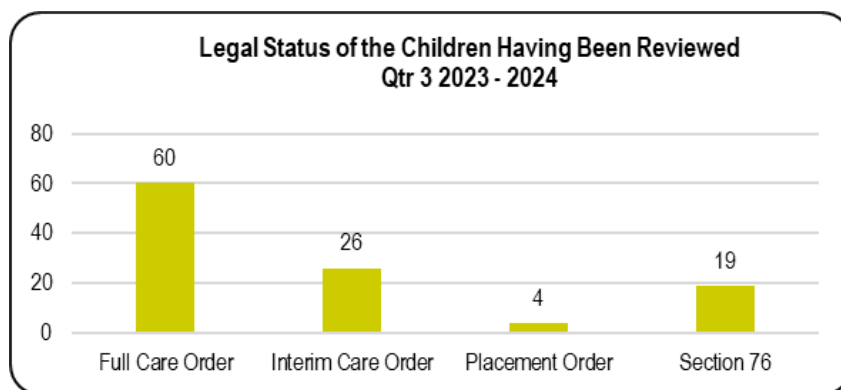


97 Young people who were placed with Local Foster Carers had been placed with carers who were able to speak their first language. It was noted that the information was unavailable for 2 further young people.

10 Reviews noted that the young person was an unaccompanied child and placed in a care setting which did not meet their first language needs. There was a translator in the review to enable the young person to participate accordingly.

**7. Legal Status of Children Reviewed in the Quarter:**

<b>Legal Status of the Children Having Been Reviewed</b>	
Full Care Order	60
Interim Care Order	26
Placement Order	4
Section 76	19
<b>Total</b>	<b>109</b>

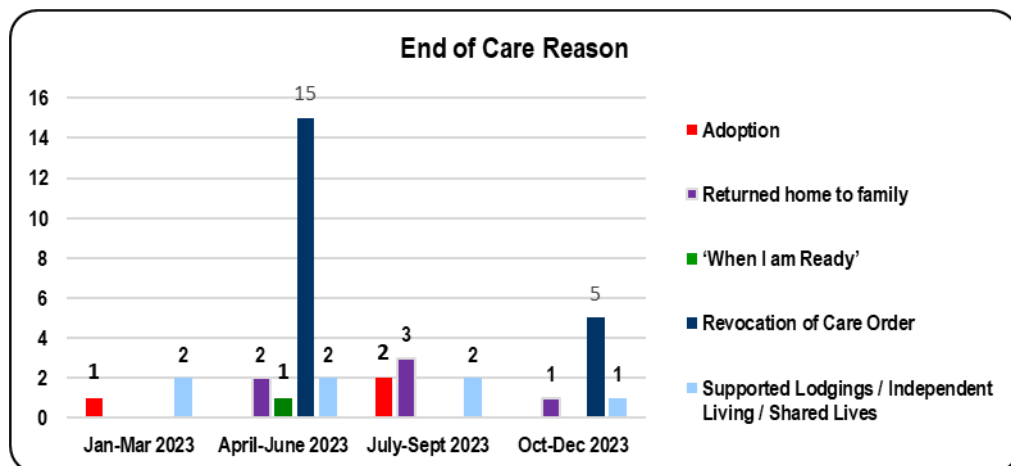


## Delegated Authority

Delegated Authority was confirmed to be in place for 57 children who were reviewed with 17 reviews informing that it was not in place. It was unknown at 14 reviews with a further 21 Reviews recording that it was not applicable for the case.

## 8. Reasons for End of Care of the Children Reviewed

Period	Number left care	End of Care Reason				
		Adoption	Returned home to family	'When I am Ready'	Revocation of Care Order	Supported Lodgings / Independent Living/Shared Lives
Oct - Dec 2023	7		1		5	1
July - Sept 2023	7	2	3			2
April - June 2023	20		2	1	15	2
Jan - Mar 2023	3	1				2
<b>Total</b>	<b>37</b>	<b>3</b>	<b>6</b>	<b>1</b>	<b>20</b>	<b>7</b>



**9. Number and percentage of Looked After Children who have an allocated Social Worker.**

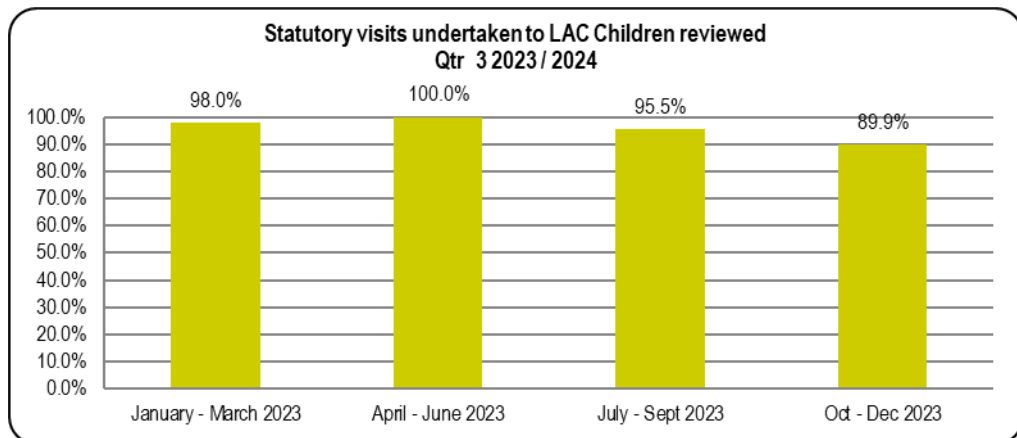
Target Set 100% - Target achieved 99.1%

- 108 (99.1%) LAC Reviews recorded that a qualified Social Worker was allocated and actively involved with the child.
- 1 (0.9%) LAC Review recorded that the child was allocated to the team with no named social worker.

**10. Number and percentage of statutory visits undertaken to Looked After Children reviewed within the required timescales.**

Target Set 100% - Target achieved 89.9%

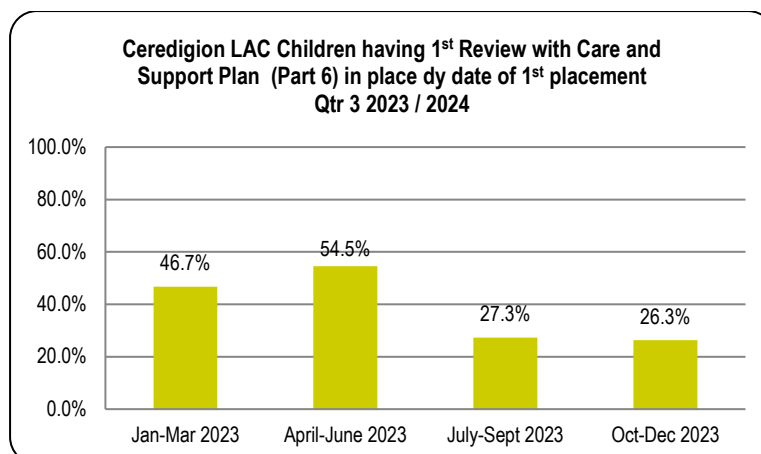
- 98 (89.9%) Looked After Children received Social Worker visits in accordance with the statutory requirements.



**11. Number and Percentage of Care and Support Plans (Part 6) in place at the date of the first placement and of up-to-date plans available for the Review.**

Target Set 100% - Target achieved 26.3%

- There were 19 Children that became Looked After during this quarter; 5 (26.3%) Review meetings recorded that the child / young person had a Care and Support Plan (Part 6) in place by the date of his/her placement. The Care and Support Plan (Part 6) was not in place by date of placement for the other 14 children / young persons.



- 67 (61.5%) Reviews recorded that the Care and Support Plan(Part 6) was up to date.
- The IRO identified that updates were required to the Care and Support Plan records (Part 6) of 42 children. It was identified that the updating of the Care and Support Plan was still outstanding for 36 children/young persons.

**12. Number and percentage of Looked After Children who have a Permanency Plan by the second review if a return home has not been planned.**

Target Set 100% - Target achieved 44.4%

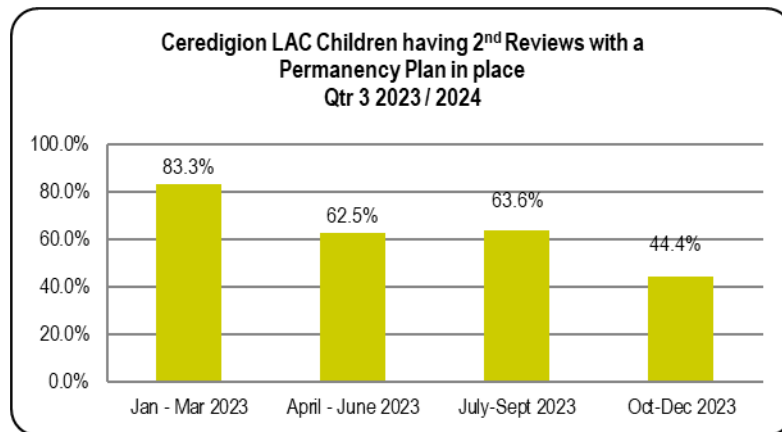
- There were 9 second reviews during this quarter, 4 reviews (44.4%) recorded that a Permanency Plan had been agreed. This compares to 63.6% in the previous quarter.
- There were concerns recorded by the IRO in 11 (10.1%) reviews in this period regarding the progress of the Placement / Care and Support Plan / Permanency Plan.

The nature of the concerns was as follows: -

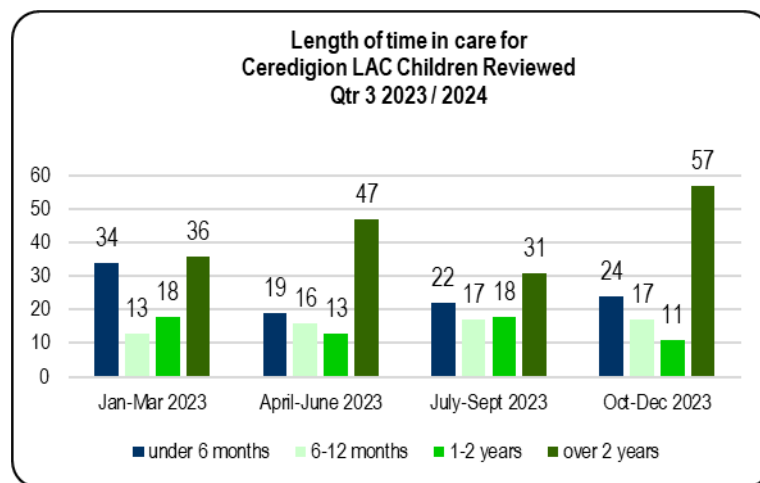
- Concerns regarding parent's ability to work with Local Authority and the impact on young person in being able to access activities or acquire a passport. Current carers have made decision to apply for a Special Guardianship in respect of young person.
- No Care Plan on system despite case being in Court Proceedings. Young person living with extended family.
- One young person was reviewed twice in the period, at the earlier review the young person was placed with family in England, and not started education, however; there had been a key change to proposed Permanency Plan as young person returned to Ceredigion and refused to return to placement with family. At the following review, the social worker was still recommending to

the Final Court Hearing that the young person lived with family in England, despite young person still living in Ceredigion and refusing to return.

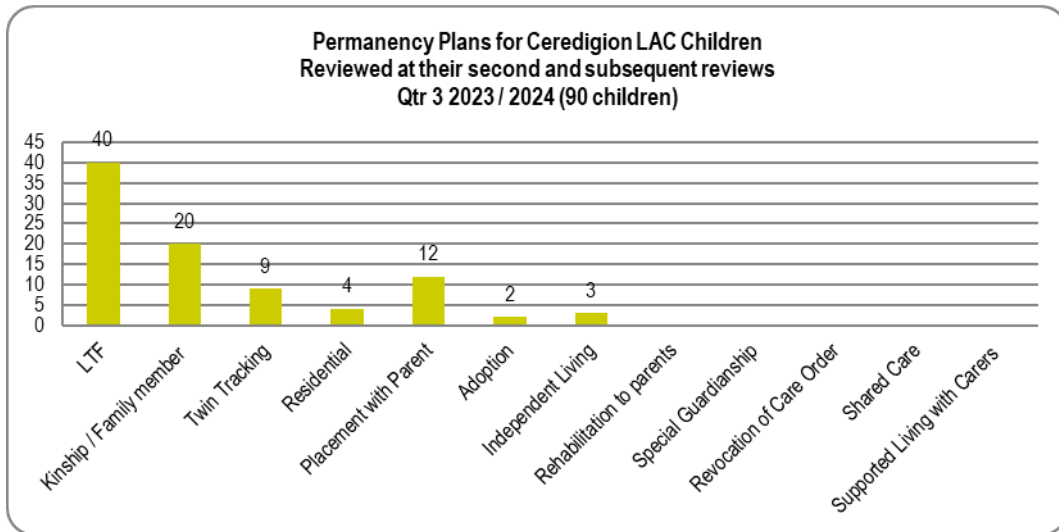
- Young person is currently in an unregulated placement following the breakdown of the foster placement; therefore a long-term solution is needed for long term care with care proceedings still ongoing.
- There is a need to make a decision regarding the long-term care arrangements for one young person, as emotional impact of changes is evident on young person and reassurance is necessary regarding a long-term home.
- One young person’s case has not been discussed at Permanency Panel, with a change in social worker and ongoing court proceedings.
- There is no clear plan for one young person with social worker reporting that s/he was looking for a placement, with young person staying with family, however no assessment made of situation.
- For a sibling group of 2 young people there was a drift in the plan to discharge care order.
- Young person is in a short-term placement again and awaiting the outcome of a parental assessment and s/he would like to live with assessed parent on a permanent basis, there appears to be too much drift for child currently.



### 13. Length of Time in Care:



**14: Nature of Permanency Plans:**



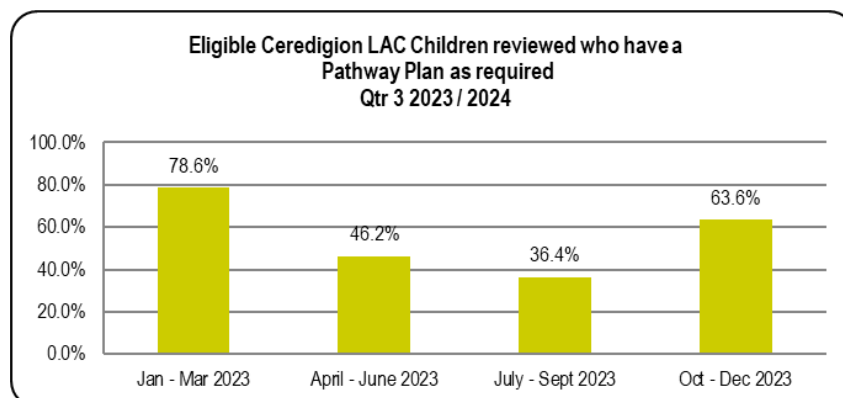
**15. Number and percentage of Looked After Children receiving Short Break Care away from Main Carers**

- 10 (9.2%) LAC Reviews noted that the child / young person was receiving short break care away from their main carer; all these LAC Reviews reported that the respite placement was meeting the young person’s needs.

**16. Number and percentage of eligible young people who have a Pathway Plan as required.**

Target set: 100% Target Achieved 63.6%

- 7 (63.6%) Young People’s reviews recorded that there was a Pathway Plan in place and were allocated a Personal Advisor.
- 4 (36.4%) Reviews recorded that the young person did not have a Pathway Plan in place; however 2 of these young persons were allocated a Personal Advisor; the other 2 recorded that a personal advisor was yet to be allocated.





**17 Number and percentage of Looked After Children (of appropriate age and level of understanding) who understand the reasons for them being looked -**

Target Set 100% -Target achieved 93.1%

- The data for this performance indicator relates to 87 children / young persons as 22 children / young persons were not considered to be of an appropriate age and level of understanding to comprehend the reasons for being looked after.
- 81 (93.1%) Of this group showed some level of understanding about why they were cared for away from their families, which compares to 90.3% in the previous quarter.
- 6 (6.9%) Reviews reported that Life Journey work needed to be undertaken with the child / young person to support in understanding the reasons for being looked after, it was noted that 4 of these children were placed with their parents/grandparents.

**18. Number and percentage of Looked After Children (of appropriate age and level of understanding) understand their Care and Support Plan.**

The data for this performance indicator relates to 83 children / young persons as 26 children / young persons were not considered to be of an appropriate age and level of understanding and were therefore not included in the figures.

- 70 (84.3%) of this group showed a level of understanding as to the nature of their Care and Support Plan (part 6).
- 13 (15.7%) Reviews recorded that this needed to be shared with the children / young persons.

**19. National Measure 33: Number and percentage of moves for Looked after Children.**

- 11 (10.1%) LAC Reviews reported that there was a change in a child's/young person's placement during this quarter; this compares to (11.4%) in the previous quarter.

The reasons for the changes in Placement were as follows:

- 1 Young person had a planned step down move to a semi-independent placement.
- For another young person there was a planned move to a short term placement; however due to a change in carers' circumstances there was an additional unplanned move to a further short term placement.
- Due to placement with kinship carers considered to be unsafe, 1 young person had an unplanned move to further family members.

- There were 3 unplanned moves for 1 young person due to leaving placement and 'sofa surfing' with friends, with Local Authority continuing to identify a suitable placement.
- A sibling group of 2 had a planned move from their foster placement as a further foster placement was identified nearer to their school which reduced travelling times for school and family contact.
- 1 Young person had a planned legal move from one parent due to parent's ability to protect the young person to the other parent.
- The breakdown of a foster placement resulted in 1 young person having an unplanned move to an unregulated placement.
- 1 Young person had an unplanned move from 1 family member to another family member and thereafter had a planned move to a foster carer.
- Carers taking the decision to resign resulted in 1 young person having a planned move to further long term foster carers.
- 1 Further young person had a planned move from a short term placement to a short term unregulated placement.

5 Children had unplanned moves, 1 review recorded that a Stability Meeting had been held within 6 weeks. 2 Other reviews noted that a Stability Meeting had not been held with 2 further reviews recording that it was unknown as to whether a Stability Meeting had been held.

## **20 Number and percentage of placement plans (including education and health provision) that are assessed as meeting the needs of Looked after Children.**

Target Set 100% - Target achieved 95.4%

- 104 (95.4%) Placement/care and support plans were recorded as meeting the needs of the children / young people, which compares to 97.7% in the previous quarter.
- 5 (4.6%) Reviews recorded that Placement/care and support plan was not meeting the needs of the child / young person. The reasons recorded were: -
  - For 1 Young person it was identified that basic needs were being met; however the young person requires a nurturing placement on his/her own.
  - It was identified that 1 other person had left his/her placement and was 'sofa surfing'; and believed to have not registered with local services.
  - It was noted at a review for a sibling group of 2 that professionals were meeting the children's needs more so than the parent.
  - 1 Young person has subsequently moved placement due to being unhappy at the placement and concerns whether foster carers were meeting the needs of the young person.

**21. Number and percentage of Safeguarding Concerns identified for Looked After Children during this quarter**

- 5 (4.6%) LAC Reviews identified safeguarding concerns for the young person; it was confirmed that the concerns were being addressed.

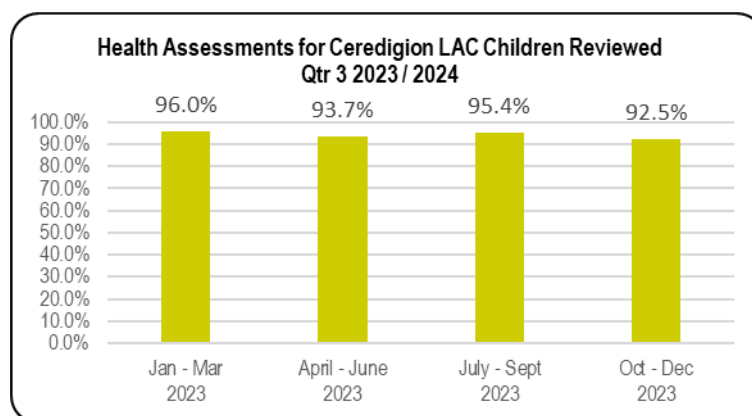
**22. Number of Looked After Children's names on the Child Protection Register.**

- 4 (3.7%) LAC Reviews during the quarter confirmed that the young person's name was included on the Child Protection Register.

**23. Number and percentage of Looked After Children who received Health Assessments in accordance with statutory requirements**

Target Set 100%- Target achieved 92.5%

- 99 (92.5%) Children/Young People Looked After had an up-to-date health assessment reported at their review, which compares to 95.4% in the previous quarter.
  - 11 (57.9%) First Reviews recorded that the Health Assessment had been completed within 4 weeks of the child becoming LAC.
  - At 8 (42.1%) first reviews it was documented that the Health Assessment had not been undertaken within 4 weeks of the child becoming LAC. However 7 of these reviews recorded that a Health Assessment was subsequently completed. One other Health Assessment remained outstanding.
  - 88 (100.0%) Further reviews recorded that Health Assessments were undertaken every 6 months for children aged under 5 and every 12 months for children over the age of 5.
- 2 (1.8%) Children/Young Persons Looked After refused to engage to have a health assessment completed and were therefore taken out of the equation.



**Comment:** Delays often occur due to lack of notification of new children into placement / placement moves and end of placements by Local Authority.

**24. The percentage of children registered with a dentist within 20 working days of becoming looked after**

Target set: 100% Target Achieved 77.8%

**Registered with a dentist.**

The data for registering a child / young person with a dentist within 20 days of becoming looked after relates to 9 children / young persons.

- 7 (77.8%) Reviews recorded that the child / young person was registered with a dental practitioner within 20 working days of the start of placement.
- 2 (22.2%) Reviews noted that the child / young person was yet to be registered with a dental practitioner. This matter has now been resolved for 1 young person.

\*\*\*\*\*

**Registered with a dentist.**

The data for this performance indicator relates to 90 Children / Young persons as 19 Children / Young persons having a first LAC Review were taken out of the above equation to coincide with National Measure requirements.

- 88 (97.8%) Children and young people were registered with a dentist. This compares to 89.6% in the previous quarter.
- 2 (2.2%) Children and young people needed to be registered with a dentist. This matter has now been resolved for 1 young person.

**Comment:**

**25. National Measure 30: Number and percentage of Looked After Children who have had their teeth checked by a dentist within 3 months of becoming Looked After.**

**Seen by a dentist.**

The data for being seen by a dentist within 3 months of becoming looked after relates to 8 children.

- 5 (62.5%) Reviews recorded that the child / young person had been seen by a registered dentist within 3 months of becoming LAC.
- 3 (37.5%) Reviews recorded that the child / young person had not been seen by a registered dentist within 3 months of becoming LAC. This issue has now been resolved for 1 young person.

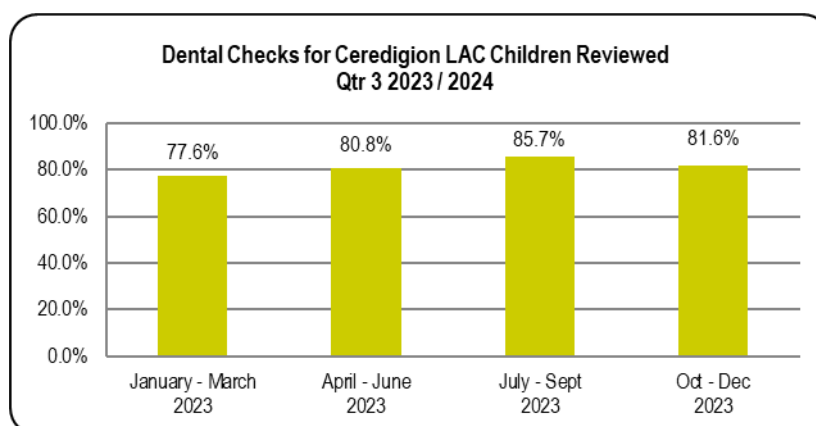
\*\*\*\*\*

### Seen by a dentist.

Target Set 90% - Target achieved 81.6%

The data for this performance indicator relates to 87 Children / young persons as 22 Children / Young persons were under 2 years of age and / or having their first LAC Reviews and were taken out of the above equation to coincide with National Measures requirements.

- 71 (81.6%) Children and young people were recorded as having a dental check during the preceding 12 months, which compares to 85.7% in the previous quarter.
- 16 (18.4%) Children and young people were recorded as not having had dental checks.



## 26. National Measure 31: Percentage of children looked after who were registered with a GP within 10 working days of the start of their placement

- 26 (89.7%) Reviews recorded that the child was registered with a provider of general medical services within 10 working days of the start of placement.
- 3 (10.3%) Reviews reported that this action remained outstanding at the time of the review.

## 27. Number and percentage of children looked after who were registered with a GP

Target Set 100% - Target achieved 100.0%

- 109 (100.0%) Children and young people were registered with a GP, which is consistent with the previous quarter.
- 92 (86.0%) Children had their immunisations up to date.
- 15 (14.0%) Children were late in receiving their immunisations. 10 Of these young people are Unaccompanied Asylum-Seeking Children (UASC) and are offered an accelerated programme as there is incomplete previous immunisation history.

2 Reviews were taken out of the equation as the parent / young person was refusing immunisation.

**Comment:** Updating of immunisation is an ongoing process to be compliant with immunisation schedules.

- 99 (90.8%) LAC Reviews recorded that children/young people's mental/emotional health had been considered during the Health Assessment and/or during discussions in the meeting.
  - 10 (9.2%) Reviews recorded that the mental health issues had not been considered.
- \*\*\*\*
- 7 (6.4%) LAC Reviews identified that the young person had a current mental health problem.
  - Behavioural issues were identified for 18 (16.5%) children / young people during this period.

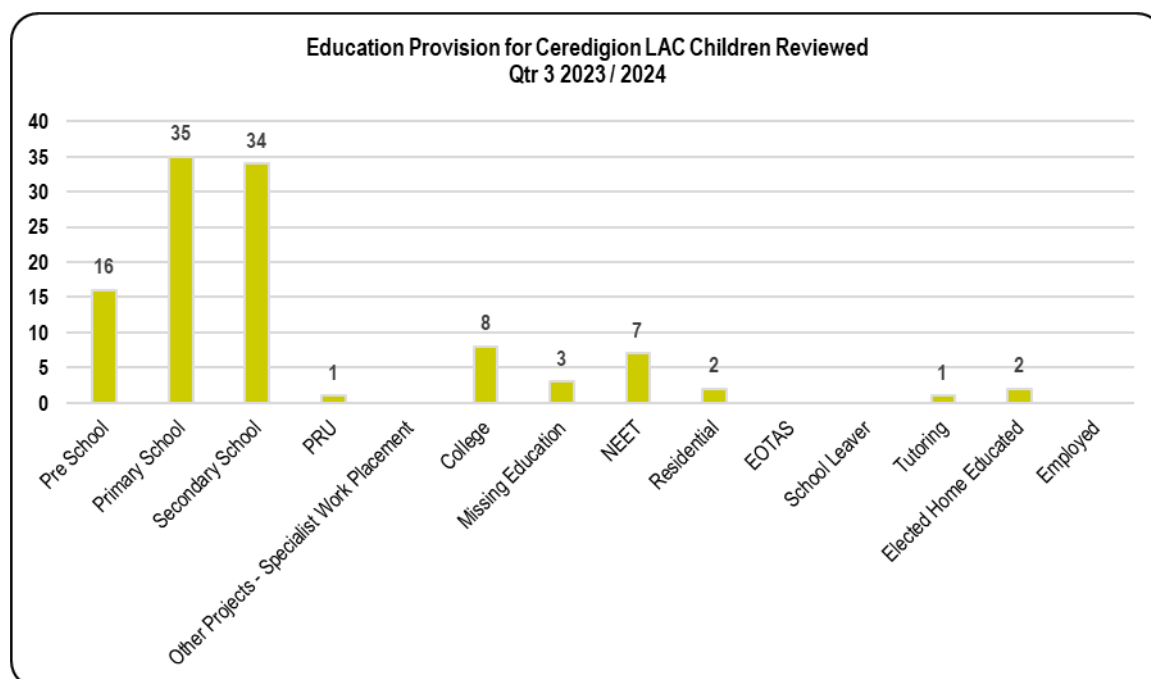
## 28. Number and percentage of Looked After Children assessed as requiring CAMHS services that are referred and receive an assessment /service.

- 3 (2.7%) LAC Reviews recorded that a child/young person had been referred to CAMHS, it was confirmed at 1 review that the referral had been accepted, for 1 review it was unknown if the referral had been accepted and for the other review the young person had moved out of the county before a Choice Assessment could be undertaken.

## 29. Nature of Education Provision:

During this quarter, the children and young people reviewed were in the following educational provision.

Education Provision	
Pre-school children	16
Primary school pupils	35
Secondary school pupil	34
PRU	1
Other Projects-Specialist Work Placement	
College	8
Missing Education	3
NEET	7
EOTAS	
Residential	2
School Leaver	
Tutoring	1
Elected Home Educated	2
Employed	
<b>Total</b>	<b>109</b>



**30. Number and percentage of Looked After Children of school age who had a Personal Education Plan within 20 school days of entering care or joining a new school.**

Target Set 70% - Target achieved 86.8%

The data for this performance indicator relates to 76 children / young persons who were of compulsory school age and therefore eligible for a Personal Education Plan.

- 66 (86.8%) Children and young people of statutory school age had an up-to-date Personal Education Plan.
  - 14 (63.6%) Reviews recorded that the PEP had been completed within 20 school days of becoming Looked After or 20 school days of a change in school as required.
  - 8 (36.4%) Reviews recorded that the PEP had not been completed within 20 school days.
  - 52 (96.3%) Reviews recorded that the young person had an up-to-date Personal Education Plan.
  - 2 (3.7%) Reviews recorded that the young person's Personal Education Plan was out of date.

\*\*\*

- 12 (15.4%) Children and young people attending school/college were identified as having a recognised highest additional learning need.

\*\*\*

- 26 (34.2%) Reviews deemed that the children / young persons attending school/college needed additional support educationally. 24 Reviews recorded that the young people were receiving support; however 2 reviews recorded that the support was not in place.

\*\*\*

- 11 (64.7%) Reviews identified that the educational provision had been put in place at the start of the placement.
- 6 (35.3%) Reviews recorded that the educational provision was not in place at start of placement.

\*\*\*

- 9 (11.8%) Reviews identified that there had been a period whereby the child / young person had been out of education awaiting a school placement



**31. National Measure 32: Percentage of Looked After Children who have changed schools and outside of transitional arrangements**

Target Set 0% - Target achieved 7.9%

- 6 (7.9%) Reviews recorded a change of school which were not transitional, which compares to (3.5%%) in the previous quarter.

**32. Number and percentage of Looked After Children who were excluded from school**

Target Set 12% fixed term exclusion –Target achieved 0.0%

Target Set 1% permanent exclusion – Target achieved 0.0%

- 0 (0.0%) Reviews reported that the young person had been excluded on a fixed term basis during the review period. This compares to 3.4% in the previous quarter.
- 0 (0.0%) Reviews reported that the young person had been excluded from school permanently, which is consistent with the previous quarter.

There were no exclusions during this quarter.

## SECTION THREE

### CONSULTATION AND PARTICIPATION

**1. Local Performance Indicator: Number and percentage of Looked After Children of age and understanding consulted by the Social Worker or attended their review.**

Target Set 100% – Target achieved 97.6%

The data for this performance indicator relates to 84 reviews as 25 reviews recorded that the children / young persons were not of an age and level of understanding to be included in the consultation process although 3 of these children / young people were present at their review.

- 82 (97.6%) Reviews recorded that consultation had taken place.
- 2 (2.4%) Reviews recorded that consultation had not taken place

Breakdown of consultation

38 Children / young people attended their review via Hybrid / Teams.

44 Children / young people completed consultation papers spoke with IRO or/and had their views represented by professionals, parents, carers, or advocates.

- The IRO had direct contact with 40 children / young persons during the review period outside of the review meeting.

**2. Local Performance Indicator: Number and percentage of Children who were aware of their right for an Advocacy Service / Independent Visitor Scheme**

Target Set 100% - Target achieved 90.2%

The data for this performance indicator relates to 92 reviews as 17 reviews recorded that the children / young people reviewed were not of an age and understanding to be informed about their right for Advocacy / Independent Visitor Scheme and were therefore taken out of the equation.

- 83 (90.2%) Children / young persons were informed of their right for an Advocacy / Independent Visitor Scheme.
- 9 (9.8%) Children / young persons were not informed of their right for an Advocacy / Independent Visitor Scheme

### **3 Local Performance Indicator: Number and percentage of Children informed about the Complaints Procedure**

Target Set 100% - Target achieved 96.2%

The data for this performance indicator relates to 79 reviews as 30 reviews recorded that the children / young people were not of the age / level of understanding and were therefore taken out of this equation.

- 76 (96.2%) Children / young people knew about the complaints process, which compares to 90.8% in the previous quarter.
- 3 (3.8%) Reviews recorded that the child/ young person did not know / IRO was unclear if the child / young person knew about the complaints process.

### **4 Local Performance Indicator: Number and percentage of Parents consulted by the Social Worker before the review or who attended the review.**

Target Set 80% - Target achieved 96.8%

The data for this performance indicator relates to 95 reviews as 14 reviews recorded that the parents were not involved in the statutory review process and these were therefore taken out of the above equation.

- 92 (96.8%) Parents completed consultation papers or met with / spoke with the IRO prior and / or after the review or / and attended the review themselves or / and had their views represented by a professional.
- 3 (3.2%) Review identified that no consultation had taken place.

#### Breakdown of consultation

Consultation Papers were sent to 92 reviews.

56 Reviews confirmed that the parents were present; or spoke to the IRO by phone prior and/or after the review.

### **5 Local Performance Indicator: Number and percentage of Foster Carers consulted by the social worker or attends the Child's Review**

Target Set 100% - Target achieved 100.0%

The data for this performance indicator relates to 89 reviews as 20 reviews recorded that the child was placed with a parent or living independently, these reviews were therefore taken out of the equation.

- 89 (100.0%) Foster Carers completed consultation papers or / and attended the reviews during this period.

**6 Local Performance Indicator: Number and percentage of Health Representative attending the Review or Sending a Report**

Target Set 100% - Target achieved 84.4%

- 92 (84.4%) Reviews confirmed that information regarding health was available for the meeting.
- 17 (15.6%) Reviews reported that there was no health information at the meeting.

**Comment:** When young people live out of county, it is more difficult to have the health professionals to attend. Non-attendance / receipt of reports will be followed upon.

**7. Local Performance Indicator: Number and percentage of a School Representatives attending a Review or Sending a Report**

Target Set 100% - Target achieved 94.0%

- 79 (94.0%) LAC Reviews had a school representative attend or provided a written report, which compares to 94.0% in the previous quarter.
- 5 (6.0%) LAC Review recorded that there was no school representative or written report.

**8. Local performance Indicator: Number and percentage of LAC Review Documents completed by the Social Worker prior to the review**

Target Set 100% - Target achieved 30.3%

- 33 (30.3%) LAC Reviews confirmed that the LAC Review document had been completed by the Social Worker prior to the review, this compares to 44.3% in the previous quarter.
- 76 (69.7%) LAC Reviews confirmed that the LAC Review document had not been completed by the Social Worker prior to the review.

**SECTION FOUR:  
ISSUE RESOLUTION PROTOCOL**

The Issue Resolution Protocol was initiated for one young person by the ISRO during this period.

5 Mid-Point reviews took place during this period and where needed IRO were bringing reviews forward when there were concerns.

**SECTION FIVE**

**EVALUATION**

This information was unavailable for this quarter.

## SECTION SIX

### PATHWAY PLANNING

#### For over 16 years old and not LAC / over 18 year old care leavers

18 Pathway Plan Reviews were held during the quarter.

**1 Performance Indicator: Percentage of Pathway Plan Review held within timescales.**

- 6 (33.3%) Pathway Plan Reviews were held within timescales, which compares to 91.3% in the previous quarter.
- 12 (66.7%) Pathway Plan Reviews were held out of timescales. The reasons recorded were as follows: -
  - 5 Reviews did not take place and there was a delay in rearranging.
  - 3 Reviews were rescheduled due to PA having to deal with an emergency with a further review postponed due to PA availability.
  - 1 Further review was rearranged due to other professionals and young person's availability.

**2 Performance Indicator: Percentage of Young Persons with allocated Personal Advisor / Social Worker**

- It was identified at all 18 (100%) reviews that all the young persons had an allocated Social Worker or/and Personal Advisor.

**3 Performance Indicator: Percentage of Pathway Plan Review Record Completed for the Meeting**

- The Review Record had been completed for 16 (88.9%) Pathway Plan Reviews, which compares to 78.3% in the previous quarter.
- 2 (11.1%) Reviews reported that the Review Record had not been completed at the time of the review.

**4 Performance indicator: Percentage of Young People Consulted for the Review Meeting**

- 12 (66.7%) Reviews confirmed that the young person had his / her views represented at the review or / and attended the review.
- It was identified at 6 (33.3%) reviews that the young person had not had his / her views represented at the review or / and attended the review.

- 5 Performance indicator: Percentage of Young People attending their Review Meeting**
- 9 (50.0%) Reviews recorded that the young person attended their review.
  - 9 (50.0%) Reviews recorded that the young persons had not attended their review.
- 6 Performance Indicator: Percentage of Pathway Plan meeting young person's needs**
- 16 (88.9%) Reviews confirmed that the Pathway Plan was meeting the young person's needs.
  - 2 (11.1%) Reviews noted that the plan was not meeting the young person's needs; the reasons recorded were as follows: -
    - Young person is not engaging with his PP, service, and PA. If s/he were then we could say the PP is meeting his/her needs but we cannot say that at present.
    - Young person has not been happy with the PA and has not been engaging with the plan. S/he is of the view that his/her needs are not being met via the plan and via his/her worker as s/he is not getting the support s/he wants.
- 5 Performance Indicator: Percentage of Pathway Plans updated prior to Leaving Care/18<sup>th</sup> Birthday.**
- 1 (100.0%) Review recorded that the Pathway Plan had been updated prior to the young person leaving care / 18<sup>th</sup> Birthday.
- 6 Evaluation This information was unavailable for this quarter.**

**SECTION SEVEN**

**REGULAR SHORT BREAK CARE**

There were no Regular Short Break Care Reviews held during the quarter.



**SECTION EIGHT**

**SHORT BREAK CARE**

No Short Break Care Reviews were held during the quarter.