

# CYNGOR SIR CEREDIGION COUNTY COUNCIL

**Report to:** Cabinet

**Date of meeting:** 5 December 2023

**Title:** CYSUR/CWMPAS Combined Local Operational Group Safeguarding Report- Quarter 1 2023/24

**Purpose of the report:** To monitor activity on a multi-agency basis of the actions taken to safeguard children and adults within Ceredigion.

**For:** Information

**Cabinet Portfolio and Cabinet Member:**  
Councillor Alun Williams, Deputy Leader of the Council and Cabinet Member for Through Age and Wellbeing

## **Background**

Please see attached CYSUR-CWMPAS Combined Local Operational Group Safeguarding Report for Qtr 1, 2023/24.

These are multi-agency management reports in relation to safeguarding children and adults in Ceredigion during the period 1<sup>st</sup> April to 30<sup>th</sup> June 2023. They provide management information on action taken under the Wales Safeguarding Procedures.

The Reports include information provided by other agencies in relation to safeguarding the welfare of children and adults in Ceredigion.

The management information is discussed by members of the CYSUR/CWMPAS Combined (Ceredigion) Local Operations Group in order to monitor and evaluate the effectiveness of the safeguarding of children and adults arrangements in Ceredigion and the outcomes achieved.

These multi agency meetings provide an opportunity to identify and act upon any performance and other issues within this area of work.

Performance information is also provided to the Mid and West Wales Regional Safeguarding Board which is also an opportunity to analyse performance, trends and issues across the Region.

## **Summary of Key Points:**

- In Quarter 1, there was a decrease in the number of contacts/reports received regarding children/young people compared to Quarter 4-with there being 888 contacts/reports received in Q1 compared to 1010 contacts/reports received in Q4.
- There was also a decrease in the overall number of contacts/reports which proceeded to actions needing to be taken under Child Protection Procedures, from 172 in Q1 compared with 200 in Q4.
- The percentage of reports that proceeded to a Strategy Discussion was 19.4% in Q1 compared to 19.8% in Q4. In Q1, 8.8% of reports proceeded to a Section 47

- Enquiry compared to 8.4% in Q4, and then 0.7% needed to proceed to an Initial Child Protection Conference compared to 1.6% in Q4.
- The total number of children subject to an Initial Child Protection Conference in this quarter has decreased where there being 10 in this quarter compared to 23 in quarter 4, and this compares to 35 in Q3.
  - The total number of children placed on the Child Protection Register in this quarter following the Initial Child Protection Conference was 10 in this quarter compared to 20 in Q4.
  - The total number of children removed after Review Child Protection Conferences in this quarter were 8 compared to 15 in Quarter 4.
  - The total number of Section 47 enquiries undertaken has decreased in this quarter also, with 78 undertaken in this quarter compared to 85 in Quarter 4, 65 of those enquiries were undertaken jointly with the Police and 13 were undertaken as a Social Services Single Agency.
  - The main category of abuse which led to a Section 47 enquiry being undertaken in quarter 1 was Physical Abuse and sexual abuse and child exploitation.
  - There were 52 children on the Child Protection Register as at the end of this quarter, and there was 52 as at the end of Quarter 4. 19 children were registered under the category of emotional/psychological abuse, in this quarter, 26 under the category of neglect and 7 under the category of both neglect and emotional/psychological abuse.
  - The main Risk Factors for the 52 children who were on the Child Protection Register as of the 30/06/23 were domestic abuse, parental mental health, parental separation and adult offences of violence.
  - In terms of Adult Safeguarding, there has been a significant increase in the number of adults suspected of being at risk of abuse and/or neglect, with there being 217 adults at risk reported in this quarter compared to 190 in Q4 thus reflecting an increase in the reports over the last year, quarter by quarter.
  - The most reported category of abuse this quarter was neglect (98) and then emotional/psychological abuse, with 91 reports of adults at risk where this was the main category of abuse, 61, related to physical abuse, 44 was for financial abuse and 18 relating to sexual abuse. There has been an increase in the number of reports related to neglect from the previous quarter.
  - From the reports received, in relation to all categories of abuse, men were reported to be the highest victims than women in relation to the category of neglect and there were more male victims of financial abuse than females in this quarter.
  - In Quarter 1, the majority of the abuse/neglect was reported to have happened in people's own homes, with a relative/friend being the person most responsible for the reported abuse/neglect.
  - A Provider agency was the main source of the reports received this quarter, with Local Authority staff and then Health Board staff and then the Police being the main agencies who have reported concerns. This compares to Q4 where the Police provided the most reports.

### **Wellbeing of Future Generations:**

**Has an Integrated Impact Assessment been completed? If not, please state why.**

No. This report is provided on an ongoing basis and demonstrates the continuing work that is undertaken in relation to safeguarding children and adults in Ceredigion.

**Summary of Integrated Impact Assessment:**

**Long term:** N/A  
**Collaboration:** N/A  
**Involvement:** N/A  
**Prevention:** N/A  
**Integration:** N/A

**Recommendation(s):**

To note the contents of the report and the levels of activity with the Local Authority.

**Reasons for decision:**

So that governance of the Local Authority activity and its partner agencies are monitored.

**Overview and Scrutiny:**

Overview and Scrutiny Co-ordinating Committee

**Policy Framework:**

Corporate Strategy

**Corporate Well-being Objectives:**

Creating caring and healthy communities

**Finance and Procurement implications:**

None

**Legal Implications:**

To ensure compliance with our statutory duties under the Children Act 1989 and the Social Services and Well Being Act 2014; Part 7

**Staffing implications:**

None

**Property / asset implications:**

None

**Risk(s):**

Managing the safeguarding of Children and Adults at Risk

**Statutory Powers:**

The Children's Act 1989 and the Social Services and Well-Being Act 2014

**Background Papers:**

None

**Appendices:**

Appendix 1- CYSUR CWMAPS LOCAL OPERATIONAL GROUP Performance Management Report Quarter 1 2023-2024

**Corporate Lead Officer:**

Audrey Somerton-Edwards, Interim Corporate Lead Officer: Porth Cynnal

**Reporting Officer:**

Elizabeth Upcott, Corporate Manager: Safeguarding

**Date:**

28.09.2023

**Acronyms:**


CP – Child Protection

CPR – Child Protection Register

Part 4 – Allegations against a member of staff or those working with children,  
e.g. - foster carers, volunteers, playgroups, etc.

CPCC – Child Protection Case Conference

ICPC – Initial Child Protection Conference



# **CEREDIGION**

## **CYSUR LOCAL OPERATIONAL GROUP**

**Performance Management Report**

**Quarter: 1**

**1.4.23 – 30.6.23**

<b>CONTENTS:</b>	<b>TUDALEN / PAGE</b>
SECTION 1: Introduction	3
SECTION 2: Headline and Comparative Data	4
SECTION 3: Child Protection Referrals	6
SECTION 4: Child Protection Section 47 Enquiries	8
SECTION 5: Child Protection Conferences	9
SECTION 6: The Child Protection Register	17
SECTION 7: Protection Strategy Meetings in Special Circumstances	19
SECTION 8: Multi Agency Child Sexual Exploitation	20
SECTION 9 Police – MARAC	21
SECTION 10: Learning Services	22
SECTION 11: Hywel Dda University Health Board	27
SECTION 12: S-CAMHS	30
SECTION 13: Adult Safeguarding	37

## **SECTION 1: INTRODUCTION:**

This is the multi-agency management report in relation to safeguarding children in Ceredigion during the period 1<sup>st</sup> April to 30<sup>th</sup> June 2023. It provides performance management information on action taken to safeguard children.

It includes reports from partner agencies relating to safeguarding and promoting the wellbeing of children in Ceredigion.

The indicators and measures used are defined and reported on locally, regionally and nationally.

This management information is regularly discussed by members of the CYSUR Ceredigion Local Operations Group in order to monitor and evaluate the effectiveness of safeguarding children arrangements in Ceredigion and the outcomes achieved.

Any comments or queries regarding the report should be addressed to:

Elizabeth Upcott  
Rheolwr Corfforaethol Diogelu  
Safeguarding Corporate Manager,  
[Elizabeth.Upcott@ceredigion.gov.uk](mailto:Elizabeth.Upcott@ceredigion.gov.uk)  
01545 574212

## SECTION 2: Headline and Comparative Data

Referral Outcomes	April-June 2023	Jan-Mar 2023	Oct-Dec 2022	July-Sept 2022	April-June 2022
Reports/Referrals leading to Child Protection Strategy Discussions / Meetings	172	200	193	171	221
<b>Initial CP Conferences</b>					
Number of Initial CP Conferences (excluding transfer and pre-birth conferences)	6	15	16	7	5
Number of Initial Pre-Birth CP Conferences	-	1	1	2	4
Number of Transfer CP Conferences	-	-	1	1	-
Pre-Birth Transfer CP Conference	-	-	-	-	-
<b>Total number of Initial CP Conferences (including transfer and pre-birth Conferences)</b>	<b>6</b>	<b>16</b>	<b>18</b>	<b>10</b>	<b>9</b>
<b>Total number of children subject to Initial/Pre-birth/Transfer Conferences</b>	<b>10</b>	<b>23</b>	<b>35</b>	<b>21</b>	<b>13</b>
<b>CP Register</b>					
Number of children's names placed on the CP Register (excluding pre-birth and transfer conferences)	10	20	30	14	8
Number of children's names to be placed on the CP Register at birth	-	-	1	2	4
Number of children's names placed on the CP Register after transfer from other Local Authorities	-	-	-	-	-
No. of children's names to be placed on the CP Register at birth after transfer from other Local Authorities	-	-	-	-	-
<b>Total number of children's names placed on the CP Register following Initial Conferences</b>	<b>10</b>	<b>20</b>	<b>31</b>	<b>16</b>	<b>12</b>
Total number of children's names not placed on the CP Register	-	3	4	5	1
<b>Review CP Conferences</b>					
Number of Review CP Conferences	20	32	17	16	19
Number of Review Pre-Birth CP Conferences	-	-	-	-	-
<b>Total Number of Review CP Conferences (inc Pre-Birth)</b>	<b>20</b>	<b>32</b>	<b>17</b>	<b>16</b>	<b>19</b>
Number of children subject to Review CP Conferences	28	51	39	26	43
Number of children's names to be placed on the CP Register at birth	-	-	-	-	-
<b>Total number of children subject to Review/Pre-birth Conferences</b>	<b>28</b>	<b>51</b>	<b>39</b>	<b>26</b>	<b>43</b>
<b>Total number of children remaining on CP Register</b>	<b>20</b>	<b>36</b>	<b>11</b>	<b>13</b>	<b>29</b>
Total number of children removed from the CP Register	8	15	28	13	14

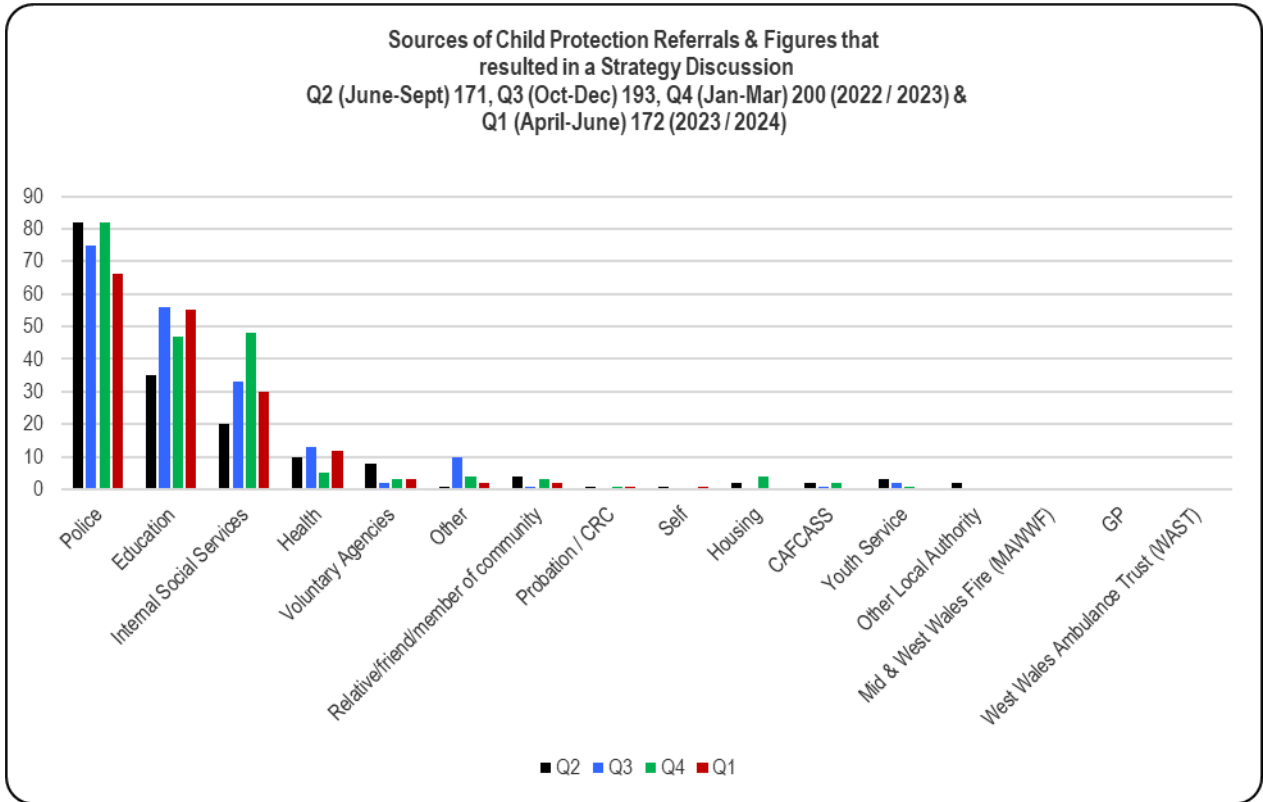


**Analysis:**

There was a decrease in the number of referrals that lead to action taken under Wales Safeguarding Procedures during this quarter.

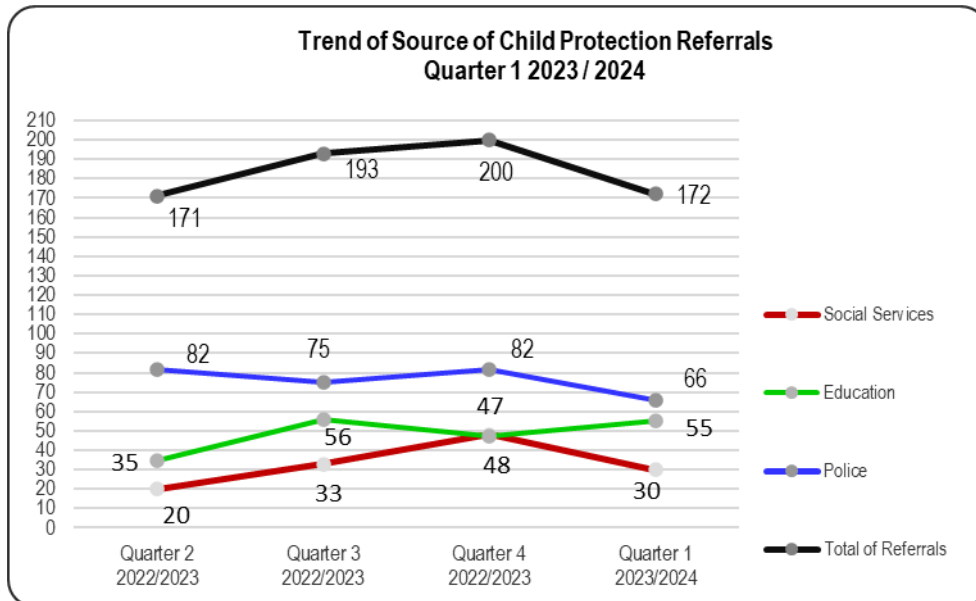
The percentage of children discussed at review conferences and who were deregistered was 29%.

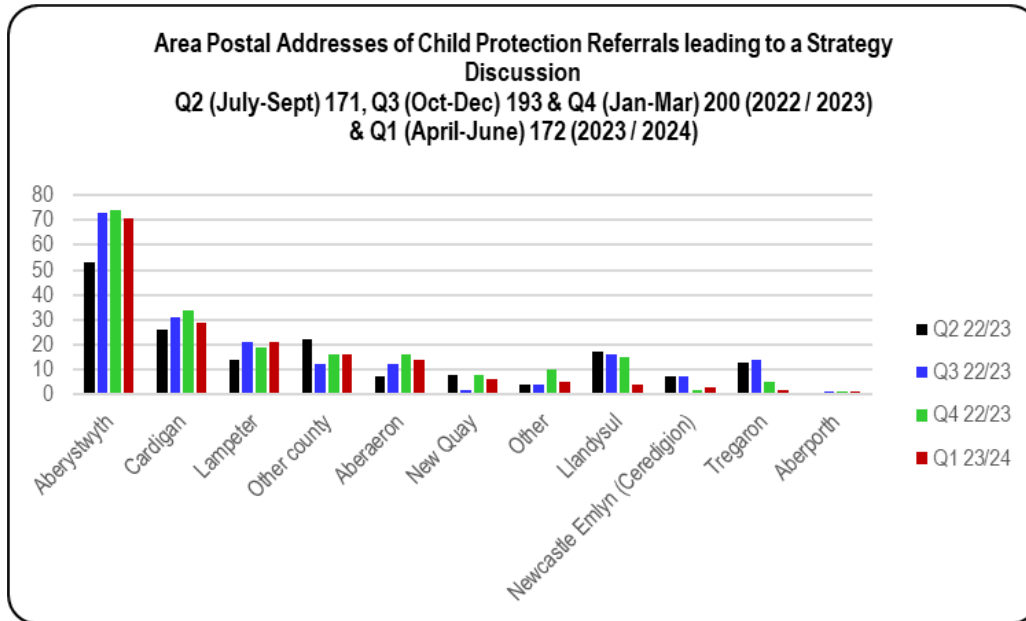
### SECTION 3: Child Protection Reports and Referrals:



#### Analysis:

The Police remained as the largest source of referrals during the quarter; Schools' referrals have increased with the Internal Social Services rate decreased slightly.





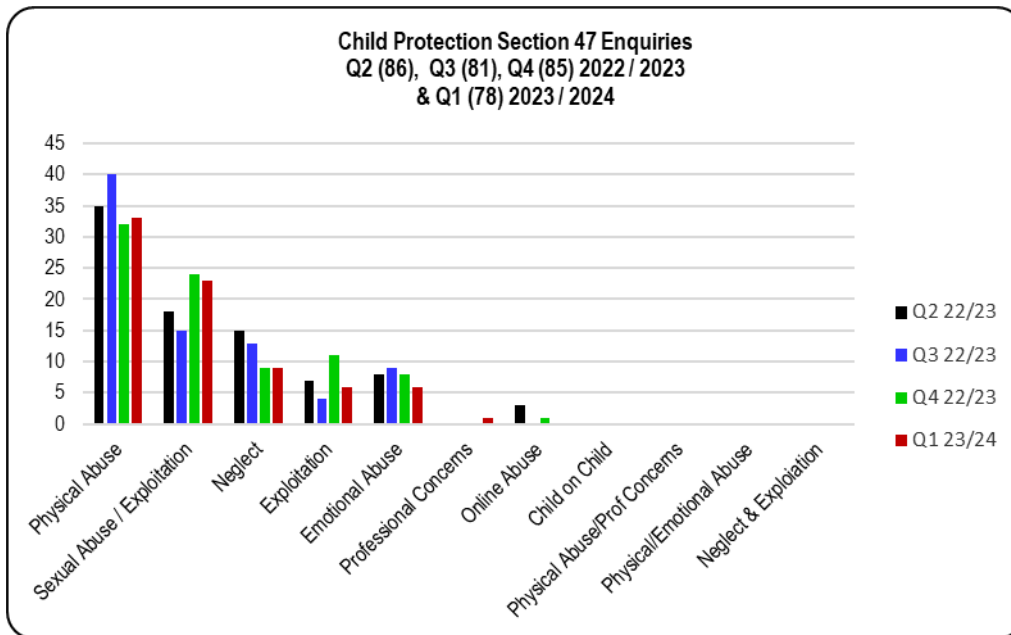
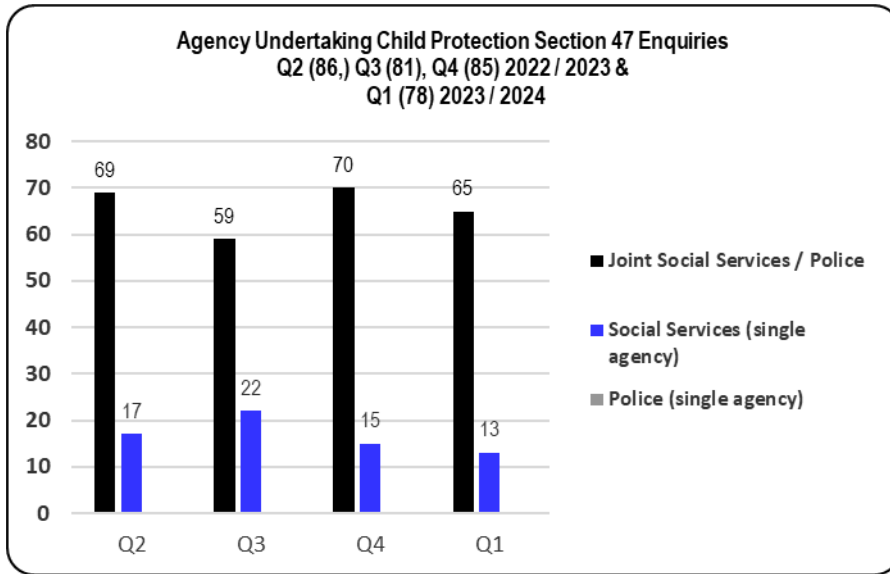
**Analysis:**

Aberystwyth is consistently the area of the greatest number of referrals

<b>% Breakdown of Safeguarding Activity Quarter 1 2023 / 2024 (1 April – 30 June)</b>			
Number of all Initial Contacts re Children information.			
Referrals 888	Strategy Discussions 19.4%	Section 47 Enquiries 8.8%	Initial Child Protection Conferences 0.7%

In Quarter 4, there were 1010 contacts/referrals, of those, 19.8% went to a Strategy Discussion, 8.4% went to a Section 47 Enquiry, and 1.6% went on to an Initial Child Protection Conference.

## SECTION 4: Child Protection Section 47 Enquiries



### Analysis:

The main concerns that led to completing child protection enquiries in quarter 1 were allegations of physical abuse and sexual abuse/exploitation.

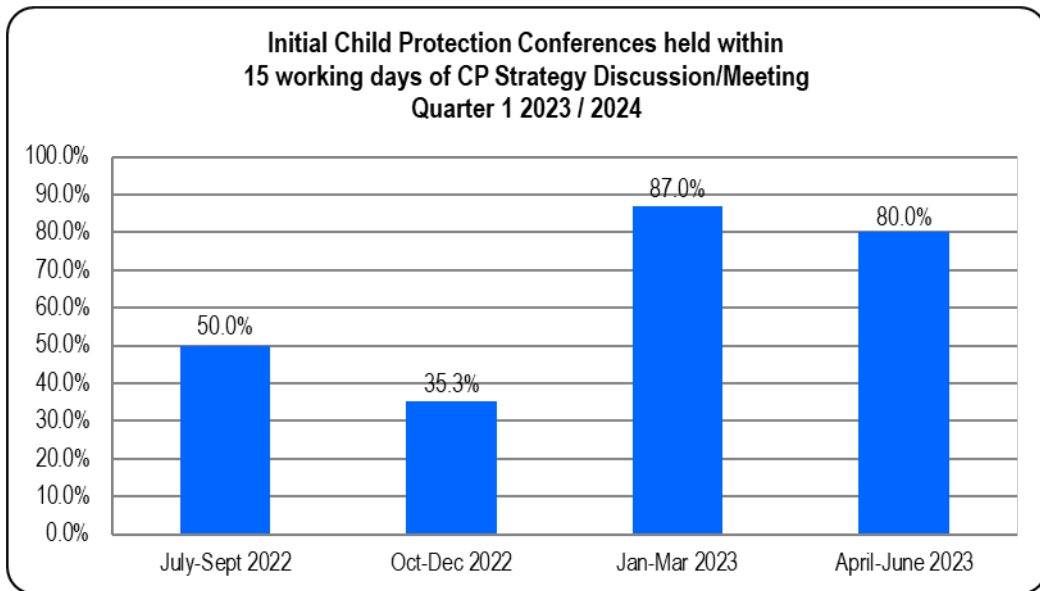
The majority of enquiries were carried out jointly by Police and Children Services.

**SECTION 5: Child Protection Conferences**

This table contains breakdown figures in relation to Outcomes of Initial Child Protection Conferences					
Total Number of Initial CPCs	No. of children	No. of unborn	No. of families	Number of children placed on CPR incl. unborn and transferred	No. of children with Child in Need of Care and Support Plan if not registered
6	10	-	6	10	-

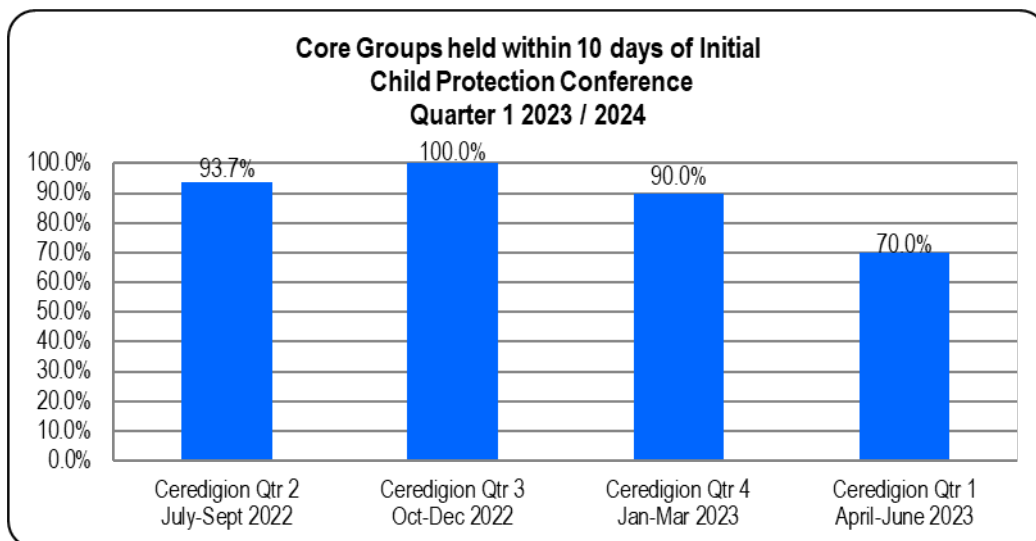
**Initial Child Protection Conferences in timescale**

80.0% of Initial Child Protection Conferences were recorded to have taken place within 15 working days of the Strategy Discussion/Meeting. For 1 conference of 2 siblings the conference was delayed due to availability of Chair for Hybrid Conference. Initial and Review Case Conferences are being held hybrid / virtually via Microsoft Teams. Both parents and children have been able to participate in the meetings.



**Child Protection Core Group Meetings in timescale:**

70.0% of Child Protection Core Group Meetings were recorded to have taken place within 10 working days of the Initial CP Conference. 1 Core Group for a sibling group of 2 was delayed due to miscalculation in date with a further Core Group for 1 child delayed due to incoming Social Worker being on annual leave.



This table contains breakdown figures in relation to the outcomes of Review Child Protection Conferences:						
Total No. of Review CPCs	No. of children	No. of Unborn	No. of families	No. of names of children remaining on CP Register	No. of names of children removed from CP Register	No. of children with Child in Need of Care and Support Plan following de-registration
20	28	-	19	20	8	8

**Outcomes of Reviews:**

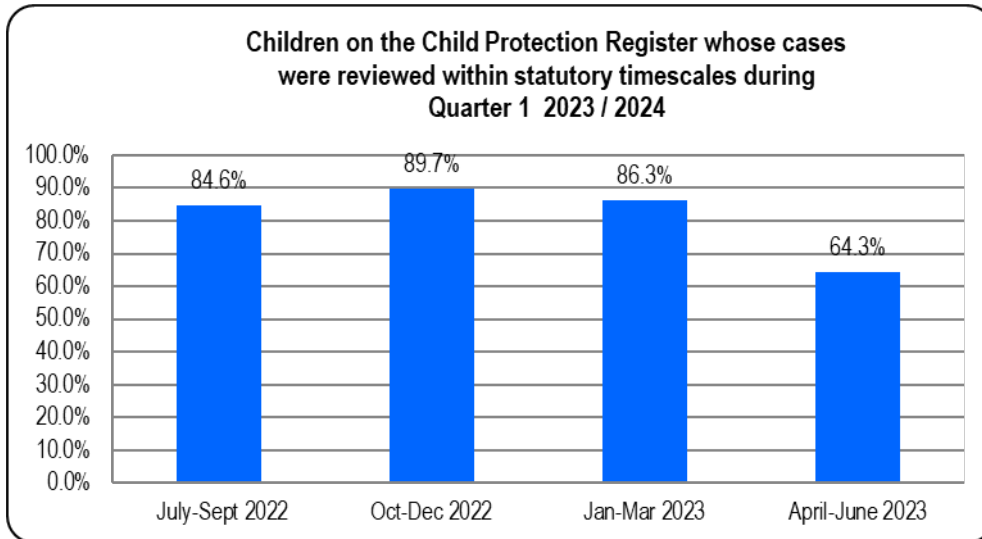
Of the 8 children who were de-registered, 8 were in receipt of further intervention on a Child in Need of Care and Support Plan with 5 of these children becoming Looked After Children.

2 Further children were transferred to another Local Authority.

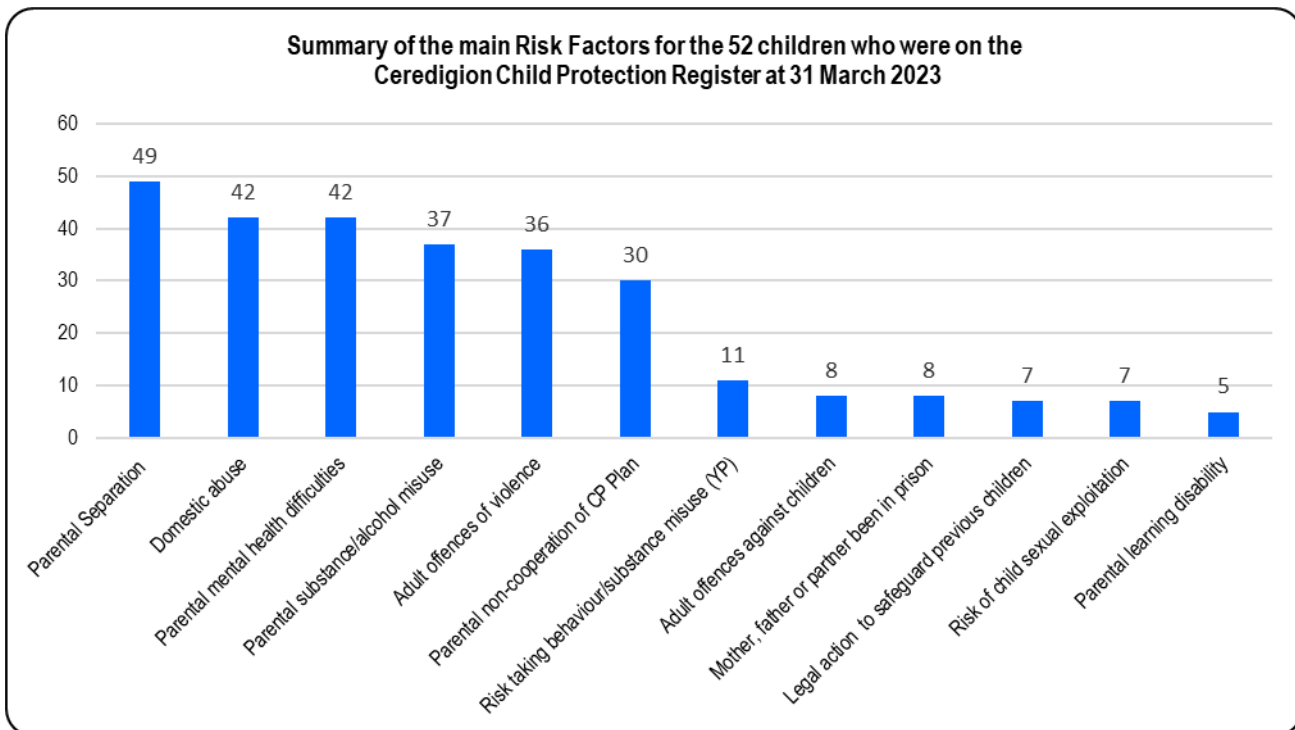
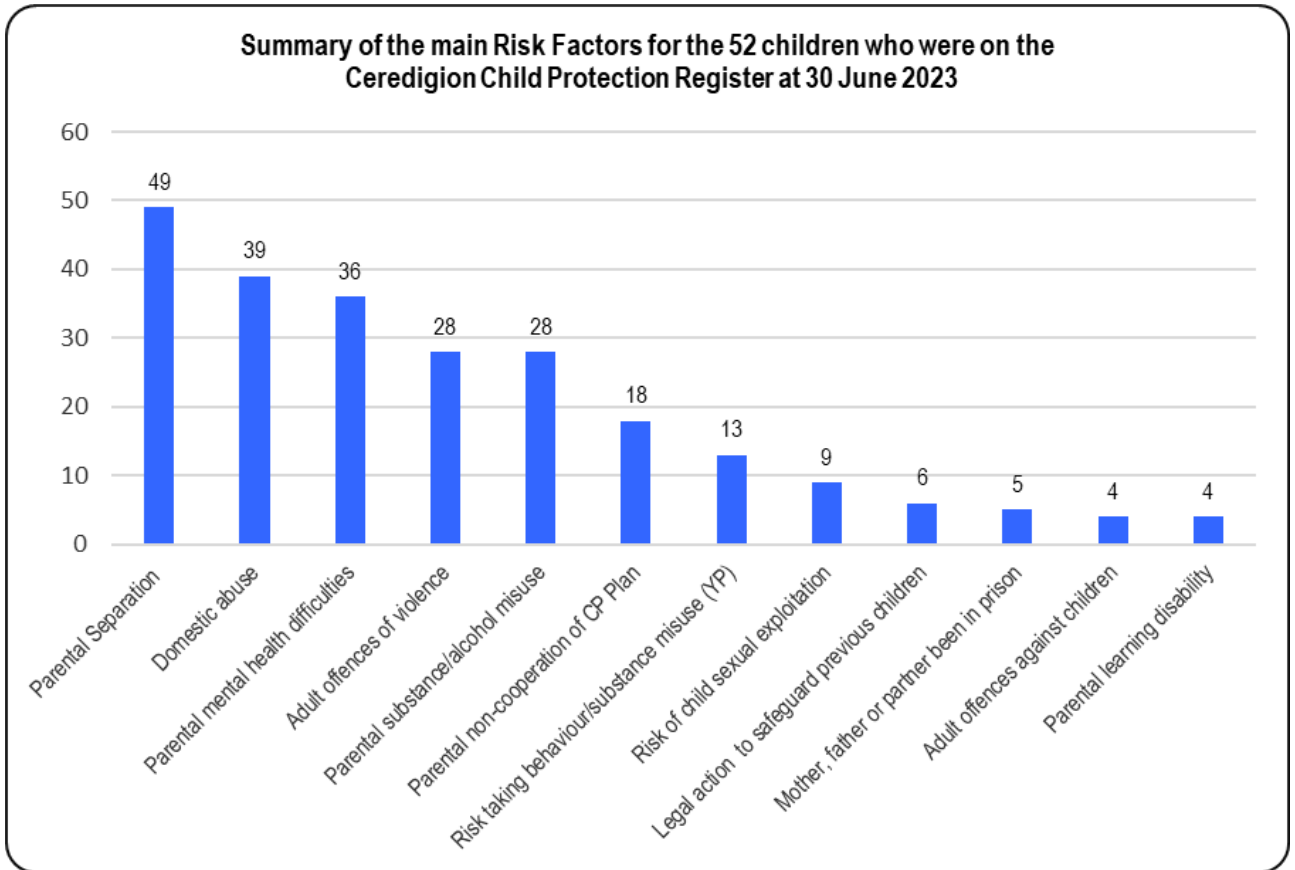
**Review Child Protection Conferences in Timescales:**

64.3% of Review Child Protection Conferences were recorded to have taken place within timescales. The reason for the delays in holding conferences in time were as follows: -

For 1 family of 4 siblings there was delay due to Social Worker & IRO availability combined with school holidays and room availability for a face to face conference, with a further conference for 2 children delayed due to court process. There were 4 further conferences with 1 child each who noted that the reasons for delay were for 1 miscalculation, for another agency availability, 1 noted that the Chair needed to meet young person before conference and for the other conference the young person became Looked After on original review date and it was felt this was too intense for family.



<b>Participation of parents and children in Child Protection Conferences</b>						
<b>*Comparative data for Quarter 4 in brackets</b>						
<b>*Social Worker report to parents 24 hours before CPC</b>	<b>*CP Chair met with family before CPC</b>	<b>*CP Chair met with child before CPC</b>	<b>*Family member present at CPC</b>	<b>*Children's views represented at CPC who did not attend (5 -18 yrs.)</b>	<b>*Children attendance at CPC (Over 11 yrs.)</b>	<b>*Children Who have allocated Advocate / Tros Gynnal.</b>
100% (100%)	84% (94%)	75% (67%)	87% 94%)	87% (88%)	24% (20%)	52% 20%)





The Toxic Three Risk Factors for the 52 children who were on the Ceredigion Child Protection Register at 30 June 2023		
Number of children subject to a Care and Support Protection Plan where all of the Three Toxic Risk Factors feature (Domestic Abuse, Parental Substance Misuse and Parental Mental Health)	24	46.2%
Number of children subject to a Care and Support Protection Plan where Parental Separation <i>or / and</i> Incarceration feature (ACE)	49	94.2%
Number of children subject to a Care and Support Protection Plan where all five ACE (Domestic Abuse, Parental Substance Misuse, Parental Mental Health, Parental Separation and Incarceration)	2	3.8%

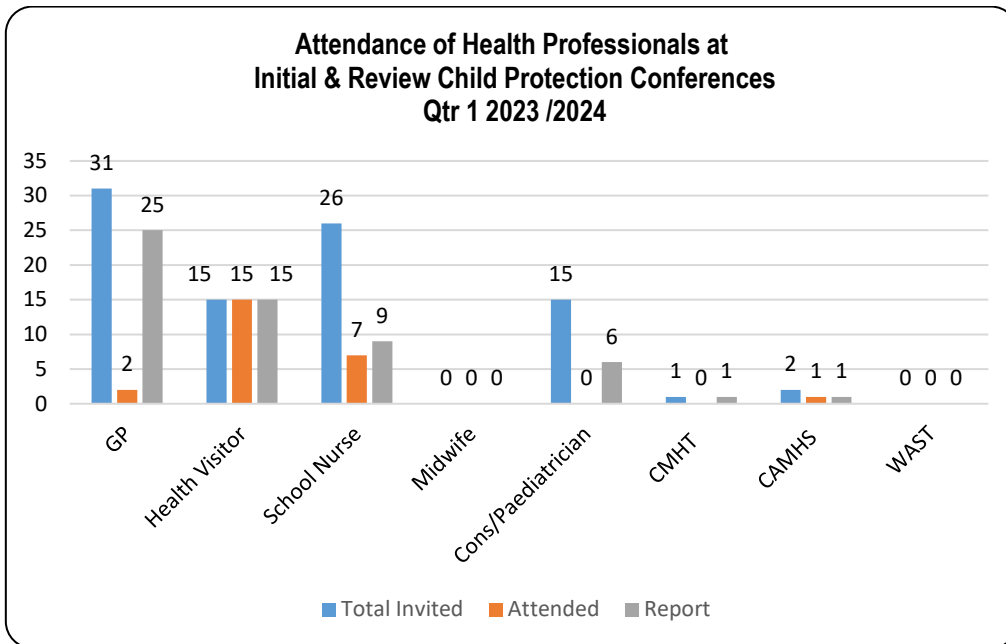
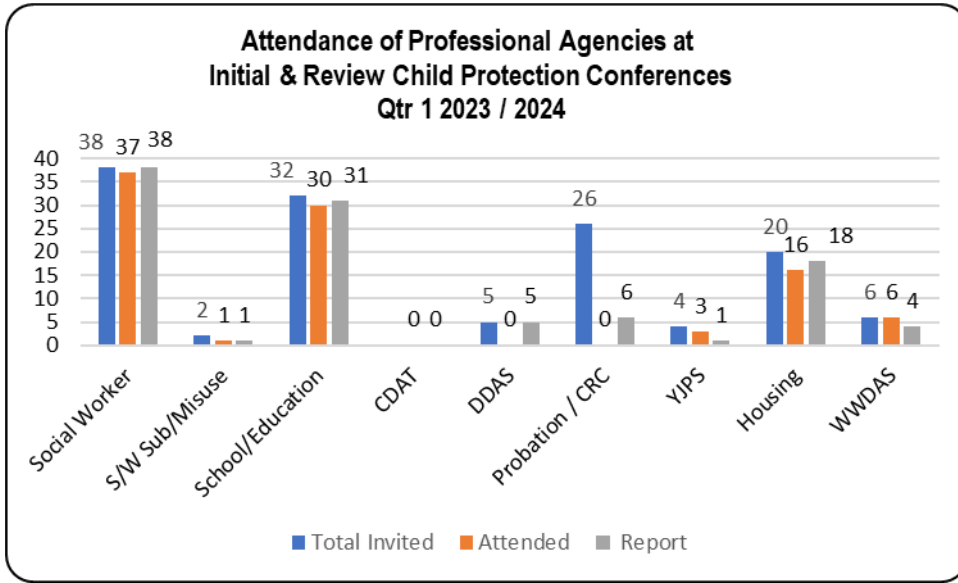
**Analysis:**

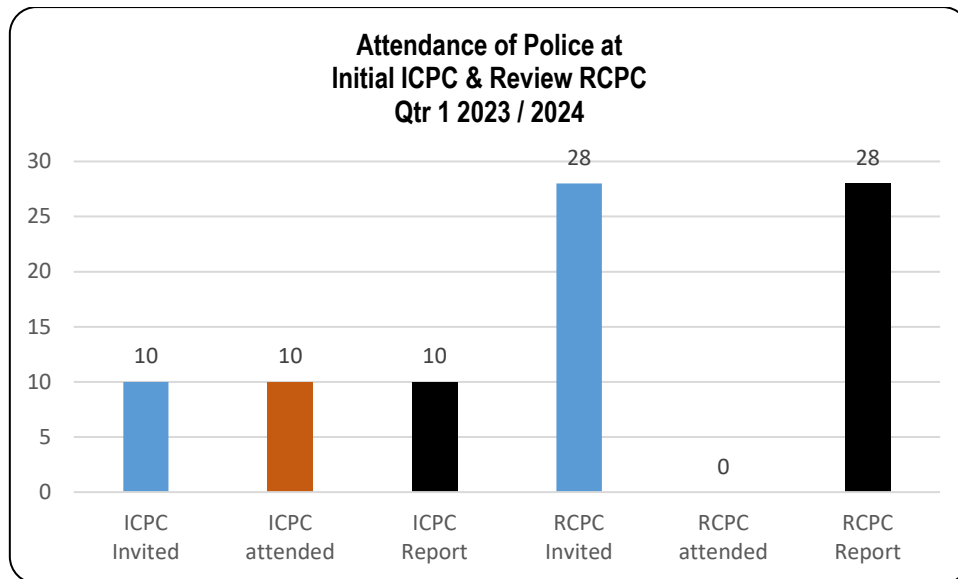
The main risk factors recorded were parental separation, domestic abuse, parental mental health difficulties and adult offences of violence.

Parents for 1 child met the criteria and were referred to the Inspiring Families Project, they were also referred to Choices Perpetrator Programme.

Parents of 4 siblings child met the criteria for the Inspiring Families Project but there was no provision available.

**Agency Attendance at Conferences:**





The attendance of agencies at CPCs is illustrated in the charts above. An average of 7 agencies' staff members were invited to each CPC and an average of 3 attended. There was an average of 5 written reports available at each CPC.

14 (37%) Children's CPC recommended that a Family Group meeting be convened.  
 33 (87%) Children's registration decisions were unanimous; with 5 (13%) children's registration a majority decision.

1 (3%) Children's CPCs reported that there was dissent regarding the safety of the CP Plan for safeguarding the welfare of a child on the CP Register.

7 (18%) Children were identified as a young carer.

It was identified for 2 (8%) Children that there was a shortfall in information regarding the mother's partner.

A moderate/severe learning disability was identified for 6 (16%) young persons; with 8 (30%) young persons reported as having an Individual Development Plan.

4 (11%) Children were reported to have a physical/sensory disability, with behaviour problems identified for 11 (29%) young persons.

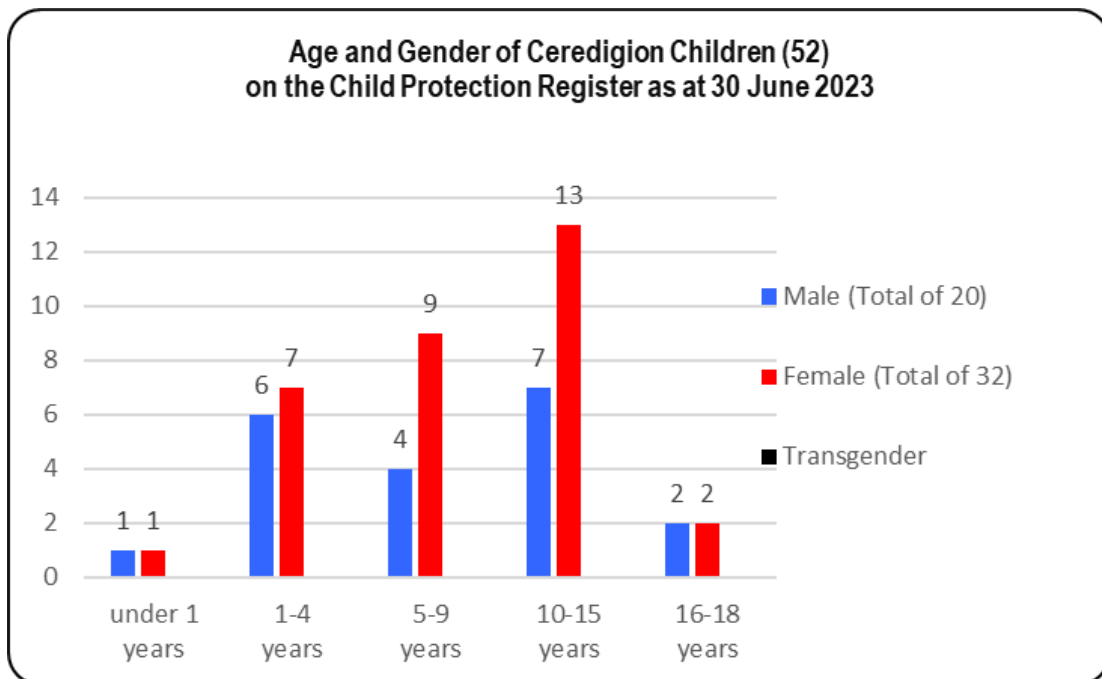
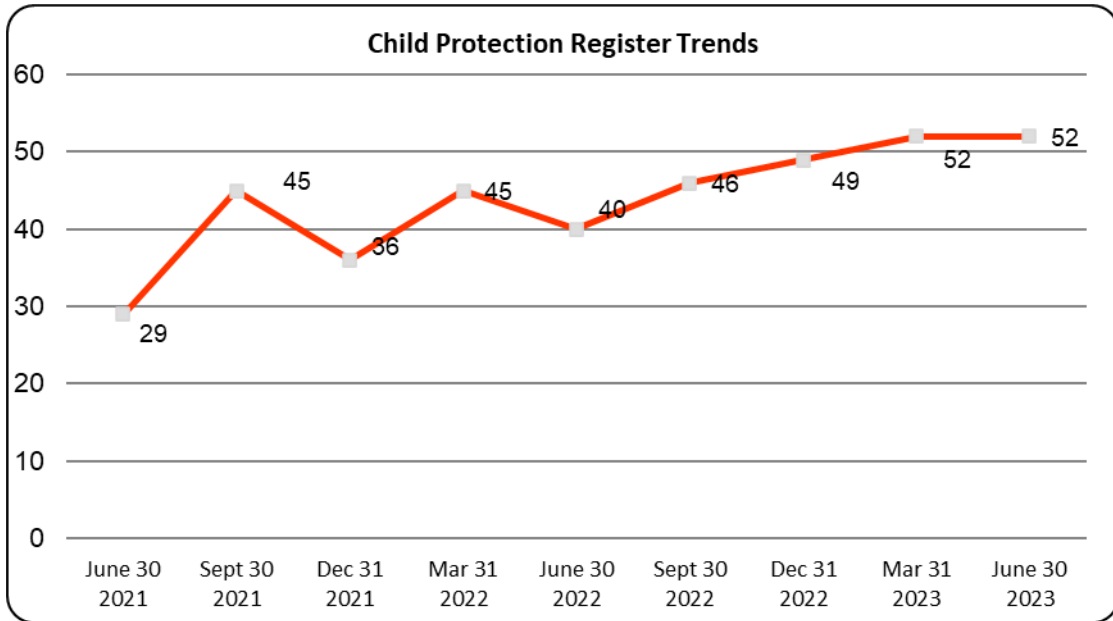
7 (18%) Children were recognised as having speech/language difficulties; with 6 (22%) Young persons reported to have been excluded from school.

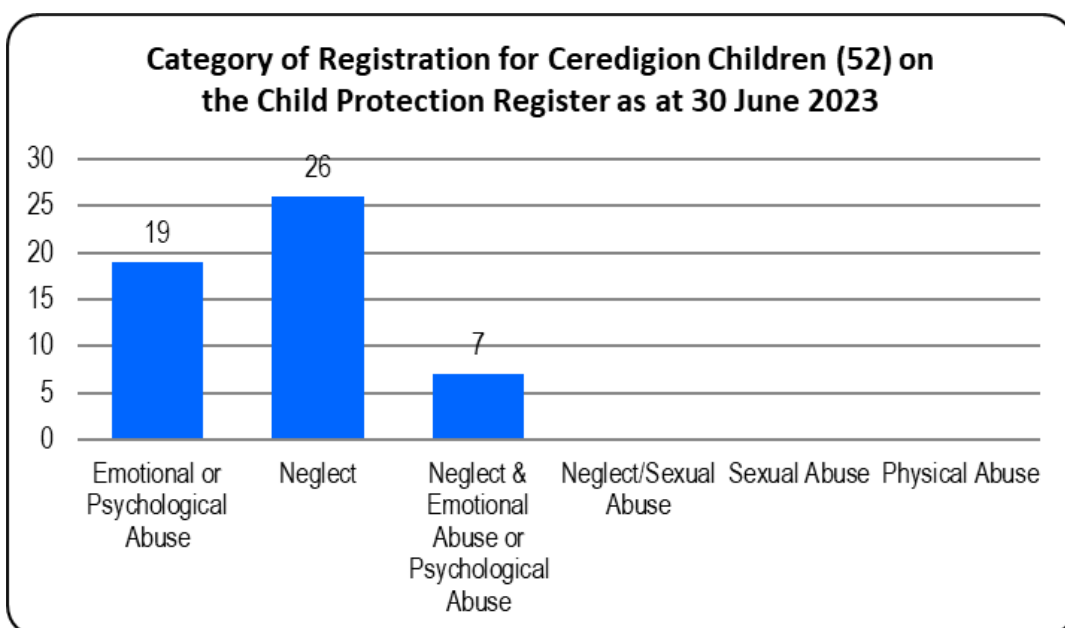
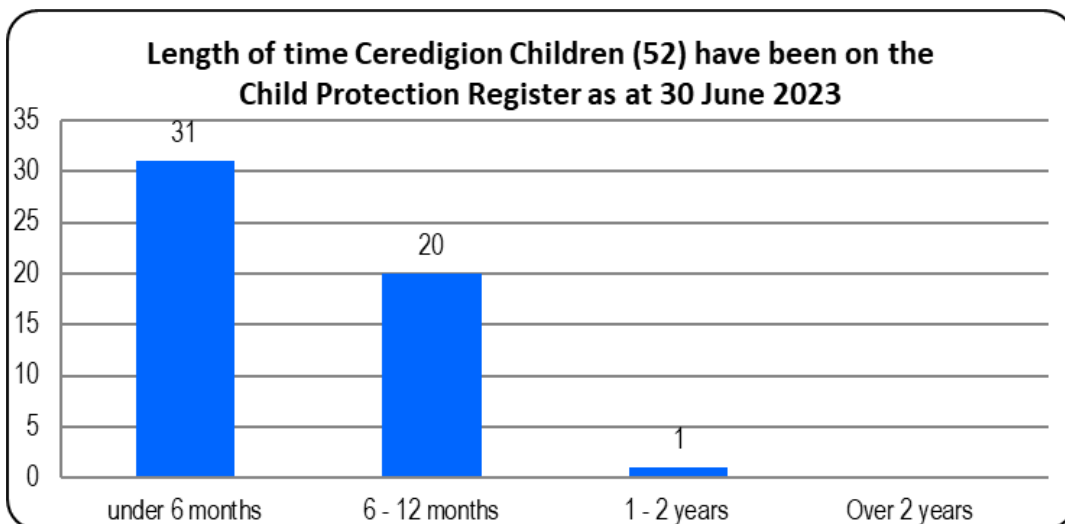
## CHILD AND FAMILY FEEDBACK

The previous system for attaining Child and Family feedback following their attendance at a Child Protection Conference has not been possible since the start of the Pandemic in March 2020 due to the fact that most Conferences are held virtually. However, since the beginning of April 2022, Evaluation Questionnaires have been sent to families following their attendance at a Child Protection Conference to gain their views and feedback. This process will continue until such time that Child Protection Conferences take place on a face-to-face basis.

CHILD AND FAMILY FEEDBACK						
Evaluation questionnaires were provided to children/young people (of appropriate age/level of understanding), parents and carers who attended CP Conferences during the quarter. A total of 41 questionnaires were circulated and 3 (7.3%) were completed. The following table provides a summary of the responses.						
Was the venue and time of the Conference				Did you feel prepared to attend the Conference?		
	Very suitable	OK	Not suitable	Yes	Not sure	Not at all
Children	0	0	0	0	0	0
Parents	2	0	0	1	1	0
Carers	1	0	0	1	0	0
Family Members	0	0	0	0	0	0
Were you able to say what you wanted				Did you feel your views were taken into account		
	Yes	Not enough	No	Yes	Some	Not at all
Children	0	0	0	0	0	0
Parents	1	1	0	1	1	0
Carers	1	0	0	1	0	0
Family Members	0	0	0	0	0	0
Is there anything that you would like to say that might help us to improve the process?				Action taken by Quality Assurance & Independent Service to address any concerns		
Child	•					
Parents	•					
Carers	•					
Extended Family	•					

## SECTION 6: Child Protection Register





**WG Measure 28 - The average length of time for all children who were on the Child Protection Register:**

This Measure asks for the average length of time in calendar days on the register for all children who were de-registered during the quarter	April-June	172.9
--	------------	-------

**WG Measure 27 – The number of re-registrations of children on Local Authority Child Protection Registers within the year**

Initial Conferences	April-June 2023	Jan-Mar 2023	Oct-Dec 2022	July-Sept 2022	April-June 2022	Jan-Mar 2022	Oct-Dec 2021	July-Sept 2021
Number of Children previously on the register and deregistered within last 12 months	0	3	5	0	0	0	0	9

**ADRAN SECTION 7: Cyfarfodydd Strategaeth Amddiffyn Plant Ganllawiau  
Amddiffyn Plant Cymru Gyfan / Child Protection Strategy Meetings of the All  
Wales Child Protection Procedures**

<b>Category of Child Protection Strategy Meeting</b>	<b>Total number of cases</b>	<b>Total number of meetings</b>
Risk of child exploitation	<b>25</b>	<b>35</b>
Concerns regarding neglect	<b>4</b>	<b>5</b>
Concerns regarding fabricated illness	<b>1</b>	<b>2</b>
Concerns regarding sexually harmful behaviour	<b>3</b>	<b>3</b>
Concerns regarding a young person going missing	<b>6</b>	<b>10</b>
Concerns regarding emotional abuse	<b>4</b>	<b>4</b>
Concerns regarding a person in contact with children through their work	<b>10</b>	<b>12</b>
<b>Total number of meetings</b>		<b>71</b>
<b>Total number of cases discussed in this quarter</b>	<b>53</b>	

## ADRAN/SECTION 8: Ecsbloetio Rhywiol Plant Cyfarfodydd Rheoli Aml Asiantaethol / Multi Agency Child Exploitation Management Meetings

New Case / Review	Exit / Remain in MACE	Male / Female	Age	At home / in care	CPR	Date of meeting	Agency Attendance
Review	Exit	F	16	H	Y	06.06.23	Safeguarding, Police, Education, Educ Inc, PCC
Review	Remain	F	14	H	Y	18.04.23 13.06.23	Safeguarding, Police, Education, Health, Planned Care, PCC
Review	Exit	M	17	H	N	05.04.23 04.05.23	Safeguarding, Police, Adult Safeguarding, DDAS, CAMHS, YJS, Barod
Review	Exit	M	15	H	N	25.05.23	Safeguarding, Police, Education, PGT, Health, CAMHS, Barod, PCC
Review	Exit	M	17	H	Y	04.04.23 21.04.23 16.06.23	Safeguarding, Police, Education, PGT, PCC
Review	Exit	M	15	H	Y	18.04.23	Safeguarding, Police,
New	Remain	M	15	H	Y	10.05.23	Safeguarding, Police, Education, PGT
New	Remain	M	15	H	N	03.05.23 08.06.23	Safeguarding, Police, Education, Health, Planned Care
New	Remain	F	15	H	Y	12.05.23 30.06.23	Safeguarding, Police, Education, Health, Planned Care
New	Remain	F	13	H	N	16.05.23	Safeguarding, Police, Education, Health, Planned Care
New	Remain	F	15	H	Y	14.06.23 30.06.23	Safeguarding, Police, Education, Health, Planned Care
New	Remain	M	16	H	N	28.04.06	Safeguarding, Police, YJS, PGT, Castell Ventures, PCC, WWHA, Housing,



## SECTION 9: Police Marac Report

<b>April</b>		
<b>Division</b>	<b>Number of Domestic Abuse MARAC meetings</b>	<b>Number of Daily Discussion cases</b>
Carmarthenshire	3	49
Pembrokeshire	1	39
Ceredigion	0	14
Powys	2	28
<b>May</b>		
<b>Division</b>	<b>Number of Domestic Abuse MARAC meetings</b>	<b>Number of Daily Discussion cases</b>
Carmarthenshire	1	73
Pembrokeshire	1	37
Ceredigion	1	17
Powys	2	39
<b>June</b>		
<b>Division</b>	<b>Number of Domestic Abuse MARAC meetings</b>	<b>Number of Daily Discussion cases</b>
Carmarthenshire	3	60
Pembrokeshire	2	47
Ceredigion	1	22
Powys	2	40

## SECTION 10: Learning Services

### ADRODDIAD LOG GWASANAETHAU YSGOLION

#### HYFFORDDIANT / TRAINING

Mae hyfforddiant Diogelu ac Amddiffyn Plant lefel 1 ar rhaglen e-ddysgu yn unig, dyma'r nifer o staff sydd wedi cwblhau yr hyfforddiant hyn drwy cyfnod chwarter 1. Yn ogystal, mae'r niferoedd o staff sydd wedi cwblhau lefel 2 Amddiffyn Plant yn rhithiol hefyd wedi ei ychwanegu yn ystod y cyfnod hwn.

*Level 1 Safeguarding and Child Protection training is only available as an e-learning programme, below is the number of staff who have completed the training during the quarter 1 period. In addition, the number of staff who have completed the level 2 Child Protection training virtually during this period, is also noted below.*

Lefel 1 / Level 1	357 mewnlol / internal 71 allanol / external
Lefel 2 / Level 2	41 mewnlol / internal 29 allanol / external

#### VAWDASV

Mae yna 217 o staff mewnlol a 36 o staff allanol wedi cwblhau hyfforddiant VAWDASV ar-lein yng nghyfnod chwarter 1

*217 internal staff and 36 external staff have completed the online VAWDASV training during the quarter 1 period.*

#### ADDYSG DDEWISOL GARTREF / ELECTIVE HOME EDUCATION

<b>Nifer o blant yr ydych yn ymwybodol ohonynt sydd yn cael eu haddysgu'n ddewisol gartref / <i>Number of children that you are aware of that are Electively Home Educated (EHE)</i></b>	<b>Nifer o blant EHE sy'n hysbys i'r Awdurdod Lleol sydd wedi cael cynnig ymweliad blynyddol yn ystod y 12 mis diwethaf / <i>Number of EHE children known to the Local Authority that have been offered an annual visit in the last 12 months</i></b>	<b>Canlyniad / <i>Outcome</i></b>
269	255	Declined – 78  DNA'd – 13  Child seen – 109  Child not seen – 116

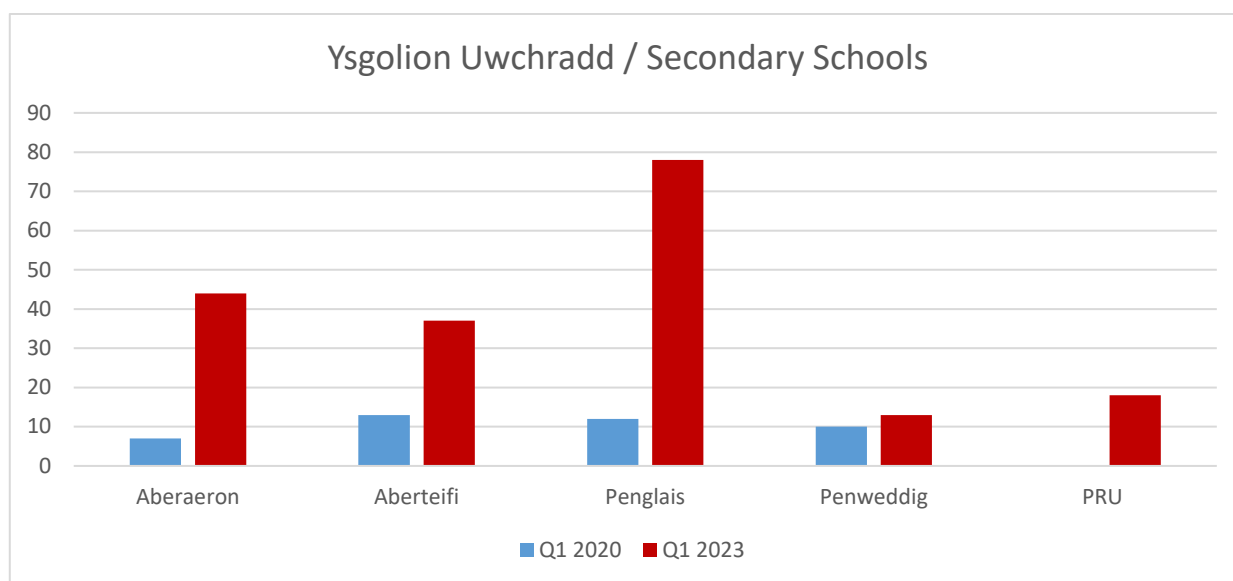
**PLANT MEWN GOFAL / LOOKED AFTER CHILDREN**

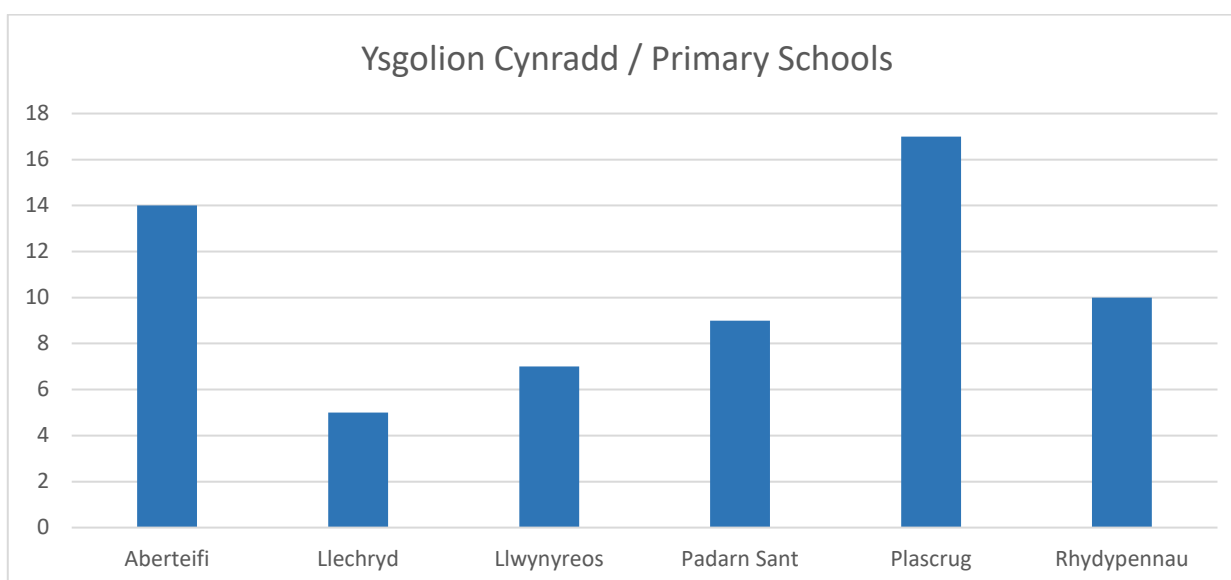
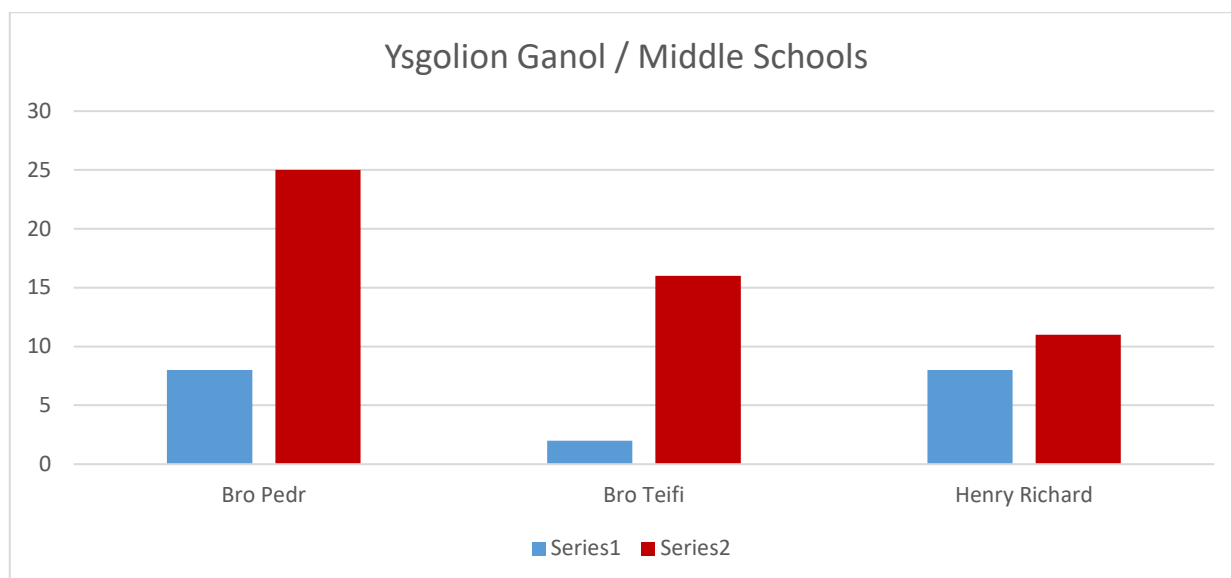
Plant mewn gofal yng Ngheredigion o oedran ysgol stadudol / <i>Looked after children in Ceredigion of statutory school age</i>	<i>Ebrill/April: 54 Mai/May: 53 Mehefin/June: 47</i>
Plant mewn gofal allan o'r Sir o oedran ysgol stadudol / <i>Looked after children placed out of County of statutory school age</i>	<i>Ebrill/April: 43 (1 left during the month from Ceredigion) Mai/May 43 (1 pupil returned to a school in Ceredigion) Mehefin/June: 43</i>
Plant mewn gofal o Siroedd eraill o oedran ysgol stadudol / <i>Looked after children from other Local Authorities of statutory school age</i>	<i>Ebrill/April: 26 Mai/May: 27 Mehefin/June: 27</i>

**CYSWLLT YSGOLION / SCHOOL CONTACTS**

Gweler isod, y rhifau a natur y cyswllt a dderbyniwyd o ysgolion / sefydliadau dysgu yn ystod cwarter 1.

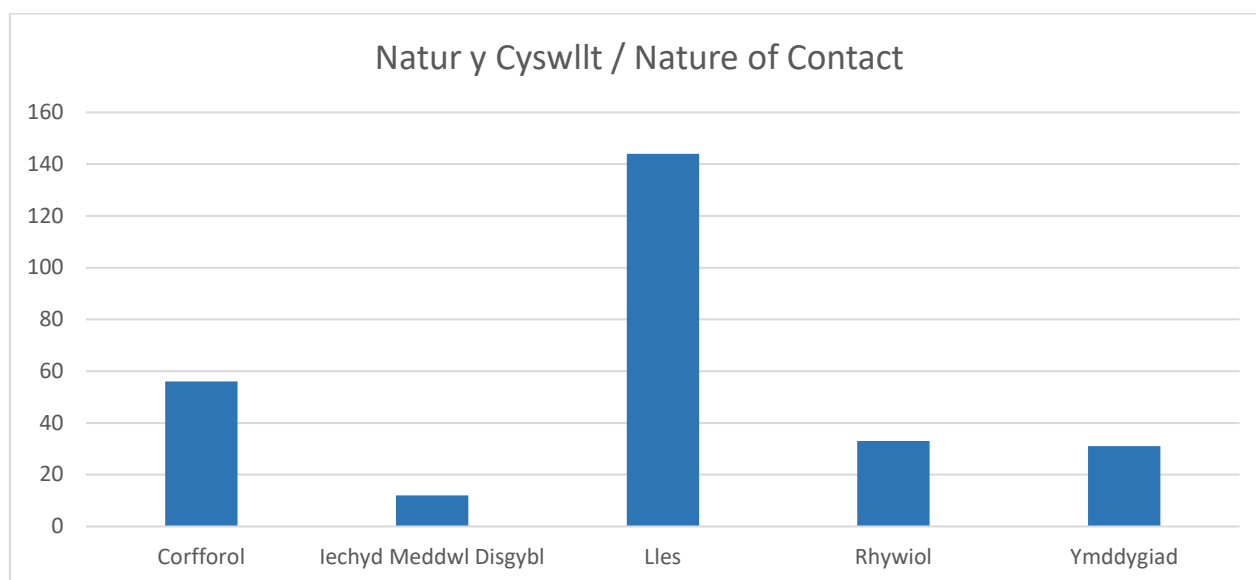
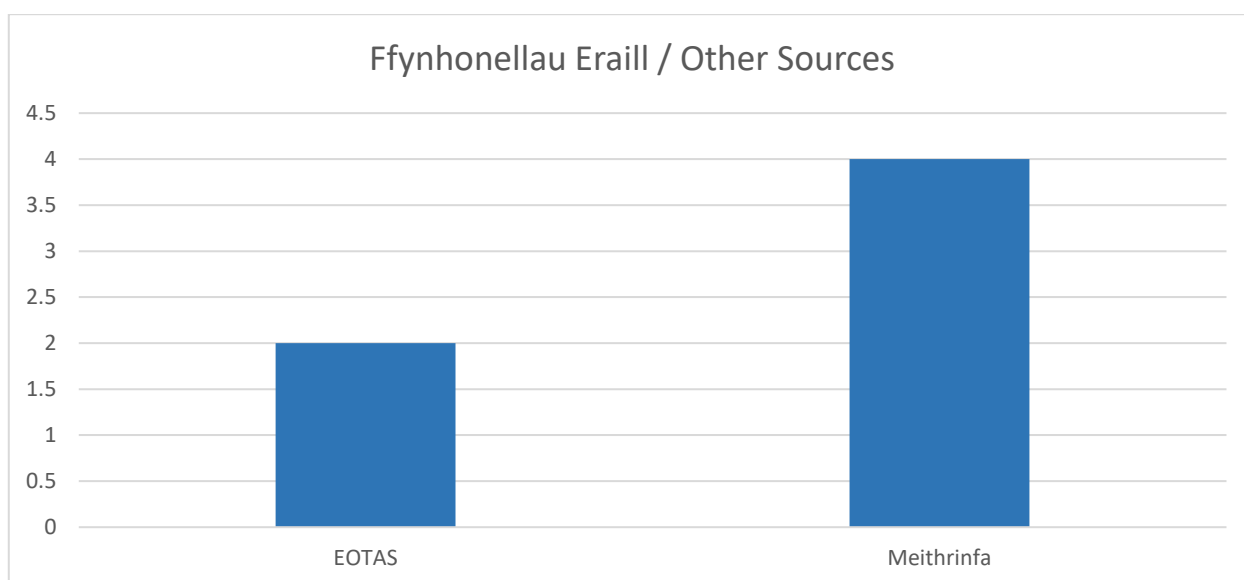
Please see below the number of contacts received from schools/learning establishments and their nature, during the period of quarter 1.





I nodi, fe wnaeth 29 o'r Ysgolion Cynradd gwneud cyswllt yn ystod cwarter 1. Oherwydd y rhif uchel hyn, nid oedd modd cynnwys pob Ysgol ar y dabl, felly wedi cynnwys yn yr uchod, y rhai wnaeth gysylltu pump gwaith neu mwy drwy gydol y cyfnod.

*To note, 29 Primary Schools made contact during quarter 1. Due to this large figure, it wasn't possible to capture all on one table. Therefore the above only highlights the Schools who made contact on five or more occasions during the period.*



Oherwydd fod niferoedd fawr o rhesymau cyswllt, maen't wedi crynhoi mewn l'r grwpiau isod, er mwyn medru darllen yn fwy glir ar y siart. Yn yr adroddiad yma, dwi wedi ffocysu ar y prif pryderon yn unig.

*Due to the large amount of reasons given for contact, some have been grouped together as noted below, in order for the information to be presented more clearly on the chart. In this particular report, I have highlighted the main concerns raised only.*

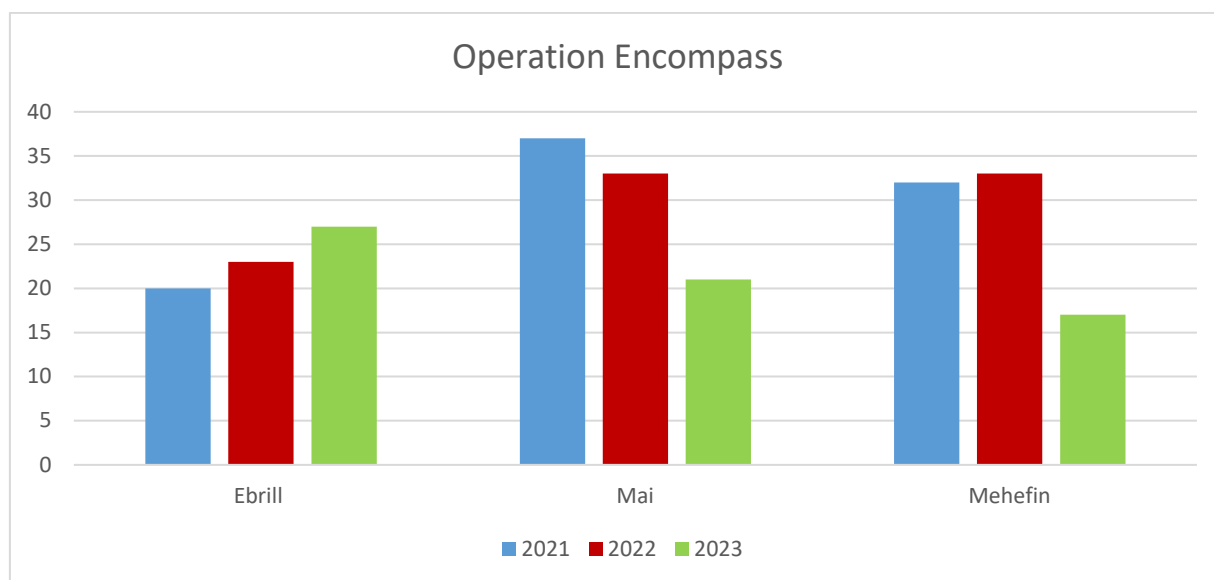
Lles / <i>Wellbeing</i>	Gan gynnwys plant ar goll, presenoldeb, tor perthynas, galar, gofawyr ifanc, materion cyswllt rhwng rhieni / <i>Which also includes missings, attendance, relationship breakdown, young carers, contact issues, contact issues between parents.</i>
Rhywiol / <i>Sexual</i>	Gan gynnwys perthnasau amhriodol ag egsbloetio plant yn rhywiol / <i>Which also includes inappropriate relationships and Child Sexual Exploitation.</i>

I nodi, gafodd 61 o ddisgyblion ei gwahardd o ysgolion uwchradd Ceredigion yn ystod chwarter 1, a hynny o gyfanswm 114 diwrnod. (Y rhif yma yn gostyngiad o'r chwarter blaenorol, ble gafodd 86 plentyn ei gwahardd am 278.5 diwrnod). Y rhesymau sydd wedi cofnodi am y gwaharddiadau yma, fel y ganlyn; Ymddygiad Heriol, Ymosodiad Corfforol ar Disgybl ag yn erbyn Oedolyn, Ymddygiad Hilliol, Ymddygiad Bygythiol, ag arall.

Yn ogystal a hyn, fe dderbyniwyd 153 o gyfeiriadau ar gyfer cefnogaeth ataliol drwy Porth Cymorth Cynnar yn ystod chwarter 1, prin iawn felly yw'r gwahaniaeth l'r chwarter blaenorol, ble dderbyniwyd 150 o gyfeiriadau. (nid yw'r ffigwr yma yn cynnwys cyfeiriadau TAF).

*To note, a total of 61 pupils were excluded from Ceredigion Secondary Schools during quarter 1, for a total of 114 days. (These figures being significantly lower than the previous quarter, whereby 86 pupils were excluded for a total of 278.5 days). The reasons noted for exclusions have been recorded as: Persistent Disruptive Behaviour, Physical Assault (against a pupil and adult), Racial abuse, Verbal abuse, Other.*

*In addition to this, Porth Cymorth Cynnar received 153 referrals for Support and Prevention during quarter 1, which is a slight increase in comparison to the previous quarter, where 150 referrals were received. (These figures do not include TAF referrals).*



## SECTION 11: HEALTH



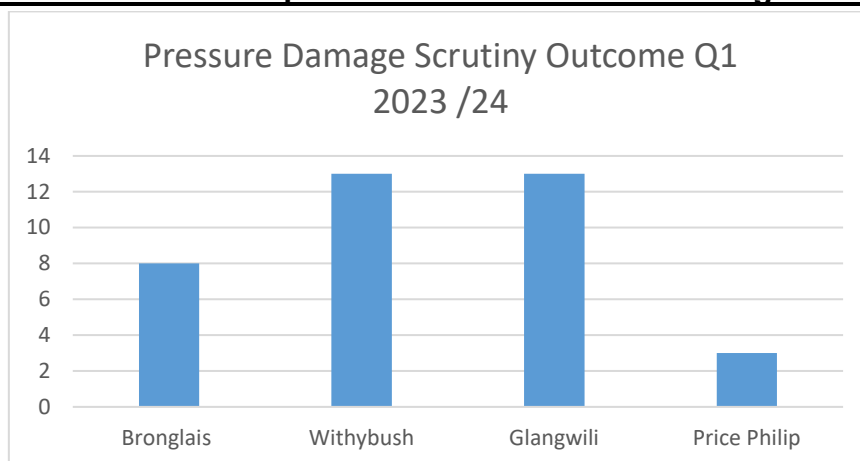
### Hywel Dda University Health Board Safeguarding Report to the Local Operational Groups

Qtr 1 2023/24

This report informs the Local Operational Groups of updates on safeguarding developments in Hywel Dda University Health Board during quarter 1 2023/24

#### Adult Safeguarding

#### Quarter 1 2023/24 Acute Hospital Avoidable Pressure Damage Data



#### Graph 1

There was a total number of 37 avoidable cases of pressure damage incidents reviewed in pressure damage scrutiny meetings across the four acute hospital sites in Q1. The numbers of cases in the report reflect when the scrutiny meetings took place, rather than when the pressure damage occurred. There is sometimes a delay in cases being brought to scrutiny, as cases may be deferred if further information or investigation is required; also meetings might be postponed and re-scheduled.

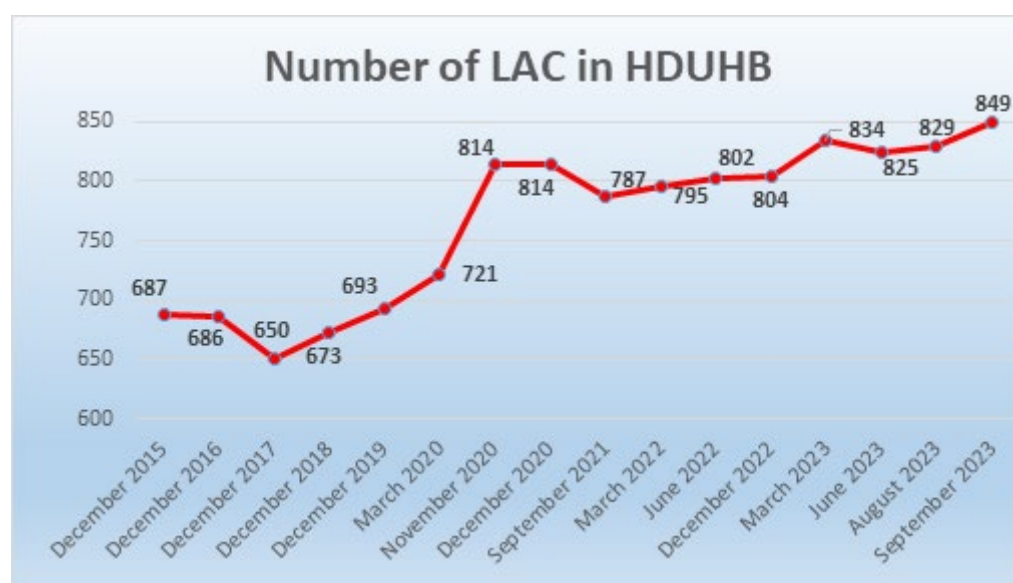
18 of the incidents had occurred between March and June 2023, the remainder between October 2022 to March 2023 (48%).

Scrutiny meetings at Bronglais hospital for February and March in Q4 2022/23 were stood down due to staffing issues. This resulted in a greater number of cases considered in scrutiny during Q1 2023/24, this is a contributory factor to the number of cases attributed to Bronglais in this report.

Of the 37 cases reviewed, 33 were recorded as grade 1 or 2 (which would not have required safeguarding reporting prior to the SSWBWA); two were recorded as Suspected Deep Tissue Injury (SDTI) and two as unstageable. Note that it is not uncommon for pressure damage to be reported as SDTI, but within a few days, it becomes apparent that it is a grade 1 or 2. Incident reporting captures the pressure damage at its most significant grading. There continued to be a higher proportion of cases at lower grades, and positively, an absence of grade 3 and 4 cases in this quarter.

Assurance is given that with regard to cases of reported pressure damage yet to be discussed at scrutiny, appropriate actions will have been implemented to safely manage the individuals' pressure damage at the time of identification.

### Looked After Children



As the linear data shows above there has been a significant increase since December 2019 and this increase is continuing. The number of LAC is still significantly higher than it was approximately 5 to 6 years ago, and this is giving added pressures to the team.

### UASC Data

<b>Carmarthenshire</b>	<b>21</b>
<b>Ceredigion</b>	<b>9</b>
<b>Pembrokeshire</b>	<b>14</b>
<b>Total</b>	<b>44</b>

### Risks

The risk continues for the service due to cost pressure to the Looked After Children (LAC) service budget to meet the needs of unaccompanied asylum-seeking children placed under the National Transfer Scheme. Currently of the 44 placed only two are living within the Hywel Dda Footprint. The service are incurring costs due to commissioning health assessments in the areas where the UASC have been placed.



## Safeguarding Children

- **Named Nurse**

The new Named Nurse and Lead Safeguarding Children Practitioner has commenced in post – Claire Nayler.

- **Child Protection Rapid Review**

We have an action plan in place in response to the Child protection rapid Review which will be monitored via Service Safeguarding Delivery Groups.

## VAWDASV

The IRIS pilot in Carmarthenshire continues and we are seeking resources to continue the pilot after March 2024.

The Health DVA has commenced in Bronglais General Hospital Emergency Department.

The Lead Practitioner for VAWDASV continues to make progress with learning identified in DHRs.

## Once for Wales Management System

Further to a meeting with Safeguarding Leads, we are ready to commence the pilot of the report form submission to Local Authority partners via the Datix Cymru system with effect from 1<sup>st</sup> November 2023. We are seeking support from LA's to test the transfer of the form priori to commencement of the pilot.

## Safeguarding Maturity Matrix

The UHB has completed their self assessment against the NHS Wales Safeguarding Maturity matrix for 2022-2023 and identified their improvement plan. The self assessment has been subject to peer review.



SMM approved and submitted 09.08.23.›

**Mandy Nichols-Davies**  
**Head of Safeguarding**

## **SECTION 12: S-CAMHS:**

### **S-CAMHS Update Report for CYSUR**

In line with the Welsh Government document “Admission Guidance”, HDUHB has in place a robust Admission Policy/Pathway outlining the process for admitting any young person into an Adult Mental Health Ward. The Guidance stipulates that the Health Board must have a designated Unit and within HDUHB this is Morlais Ward on the Glangwili Hospital campus.

A new Protocol has been approved to meet this statutory requirement which will ensure compliance against Welsh Government expectations.

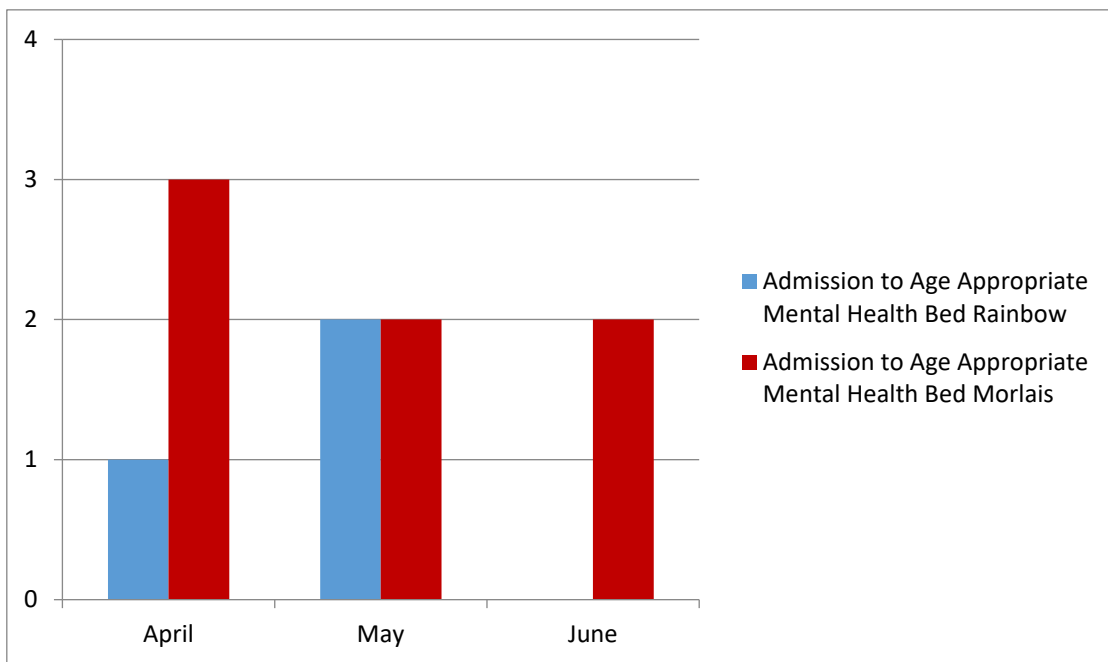
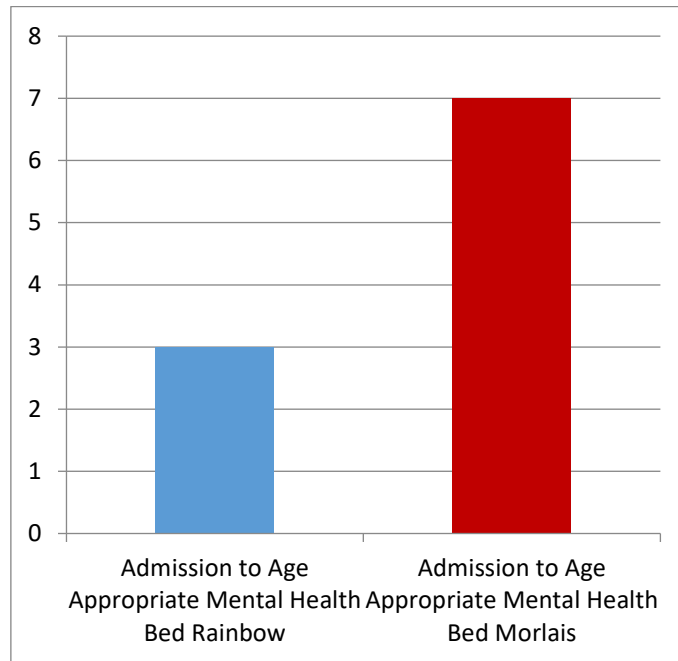
Admission to an adult mental health ward can be a frightening experience and every attempt is made to consider the least restrictive alternative for admission. In the majority of cases a young person is admitted to the designated unit on Cilgerran Ward supported by staff from the mental health unit.

In line with the guidance, the staff have received additional training in safeguarding young people and in addition the staff on Morlais ward have all undertaken the following:

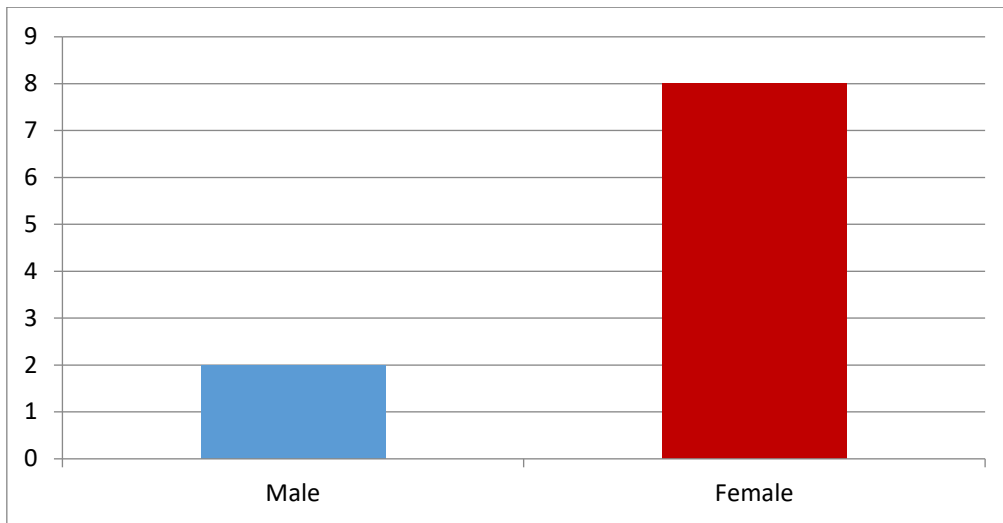
- Safeguarding Children Level 3 Training
- Have a valid Enhanced DBS in place
- Undertaken specific training on the emotional and mental health needs of children and young people
- Training on the Mental Health Act and Social Services and Wellbeing (Wales) Act 2014

All admissions to the mental health bed must be reported, initially internally as a DATIX, and followed by a Serious Untoward Incident report to the Delivery Unit in line with the Welsh Government’s Admission Guidance Document.

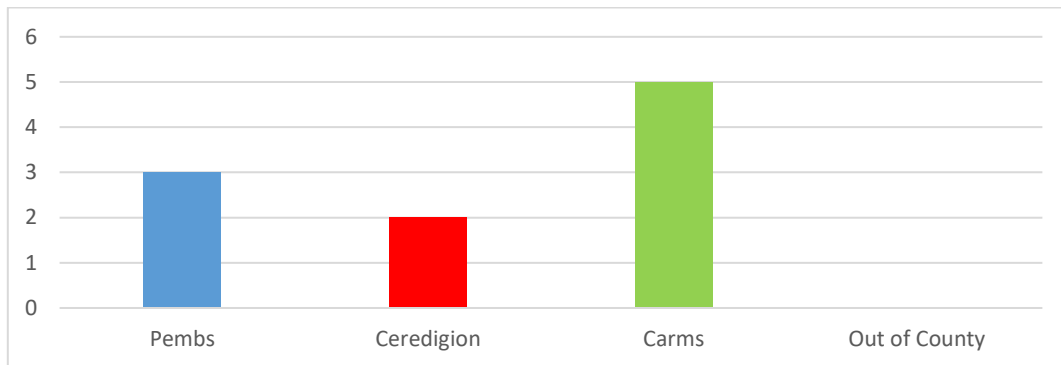
**Q1 Admissions to the age appropriate bed on the Rainbow bed and Morlais Adult Mental Health Ward Glangwili Hospital site:**



### Q1 Admission to Age Appropriate Mental Health Bed Rainbow / Morlais Bed by gender:



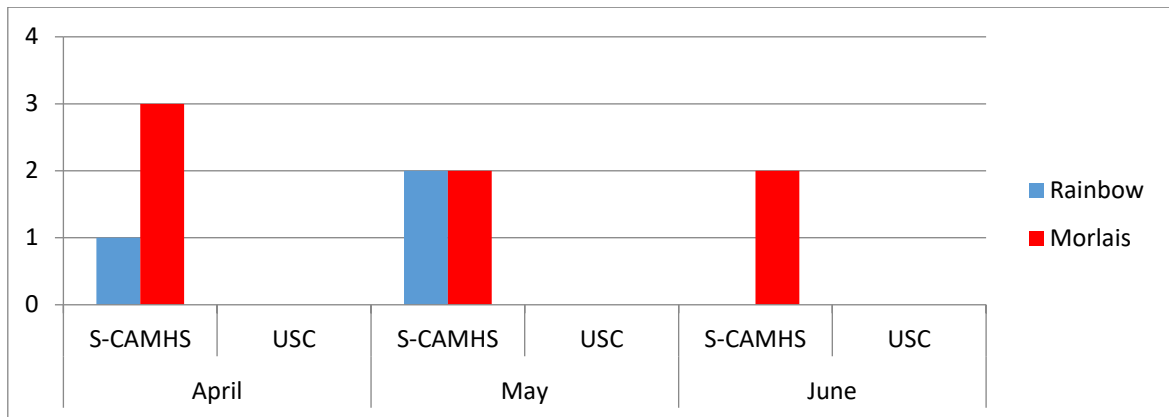
### Q1 Admissions to Rainbow / Morlais Bed according to Locality:



### Admissions to Paediatric Age Appropriate Bed (Rainbow Unit, Non reportable)

Specialist CAMHS records for Quarter 1 2023-24 are outlined above with 10 Admissions in total, with 3 Admissions to the Paediatric bed and 7 Admissions to the Adult Mental Health Ward (Morlais). With three YP being admitted on two separate occasions during this period.

### Q1 Admissions to Rainbow / Morlais split by admitting team:



### Mental Health Act Status

We have received the following activity for under 18's during Quarter 1 under the Mental Health Act:

#### APRIL

1 x Sec 136

1 x Section 5(2)

#### MAY

1 x Section 5(2)

1 x Section 2

#### JUNE

2 x Sec 136

1 x Section 5(2)

### Admission Outcomes

	Discharged Home	Onward Admission	Remains on Ward
<b>Rainbow</b>	3	0	0
<b>Morlais</b>	7	0	0

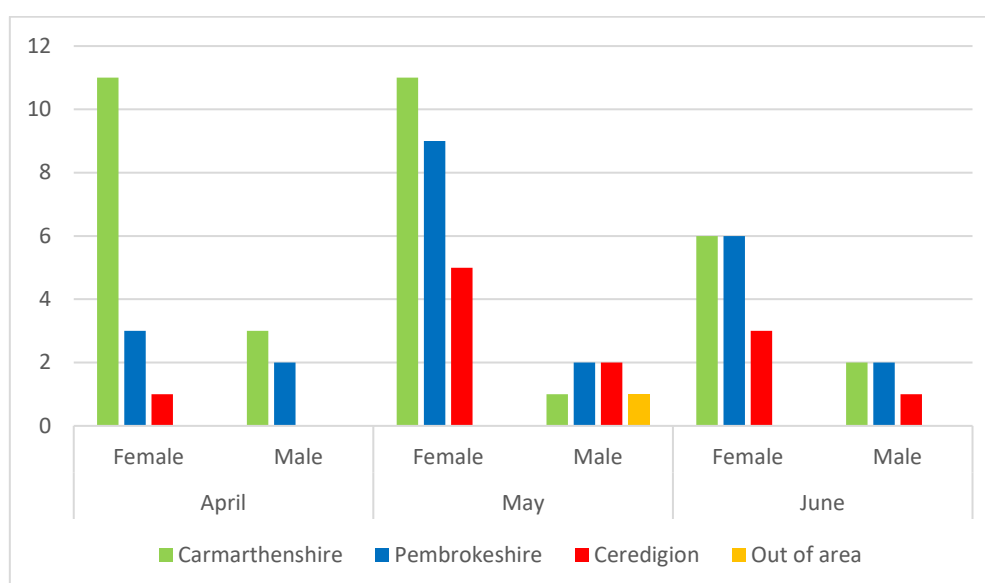
### Admissions relating to Self-Harm

Within HDUHB there are robust systems in place for S-CAMHS to provide a mental health assessment, following referral from the Paediatric ward where any young person is admitted following an episode of self harm. The reason for admission is generally following an overdose but, on occasions, it can be following deliberate cutting or an attempted hanging.

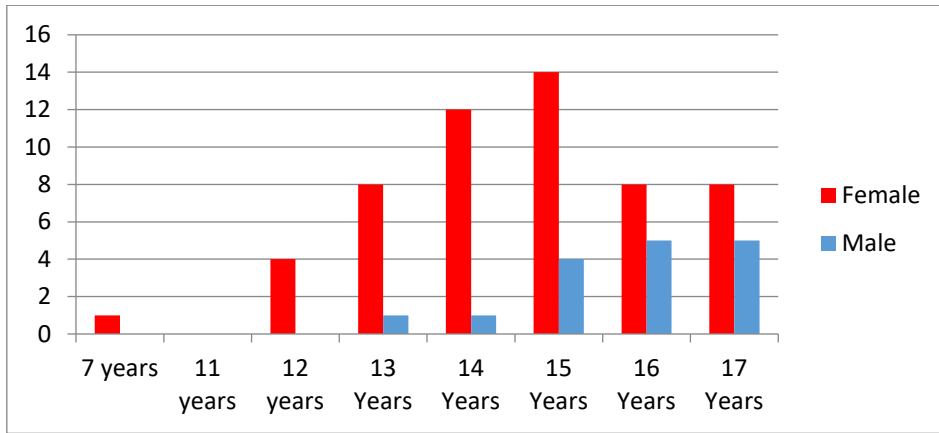
All overdose/self harm admissions receive a follow up appointment within three working days to monitor risk and provide support. There is a robust Pathway in place along with Guidance for admission of all young people who present following self harm in order that a comprehensive mental health assessment and risk management plan can be agreed. Where appropriate, referral to the Safeguarding team and/or Social Services may be considered.

The following table details the numbers of admissions following Deliberate Self Harm (DSH) Quarter 1 2023/2024 for the 3 Local Authority Areas:

### Q1 Self-harm / Overdose Admission Statistics split by gender and locality:

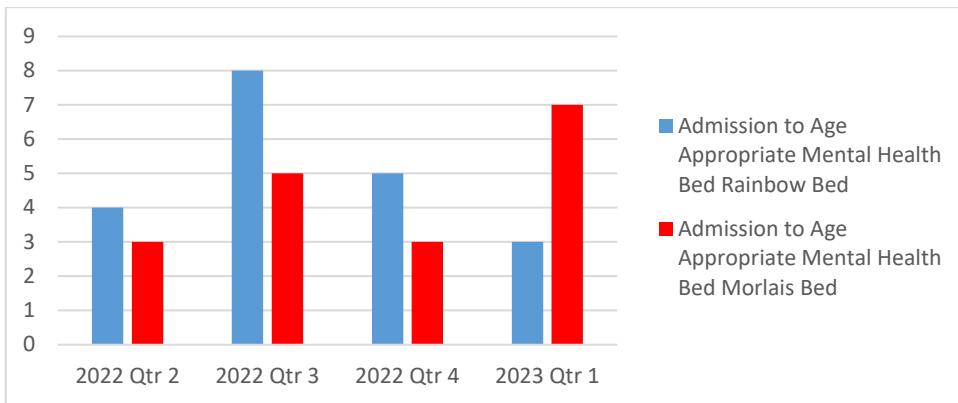


**Q1 Self-harm / Overdose Admission Statistics split by gender and age profile:**

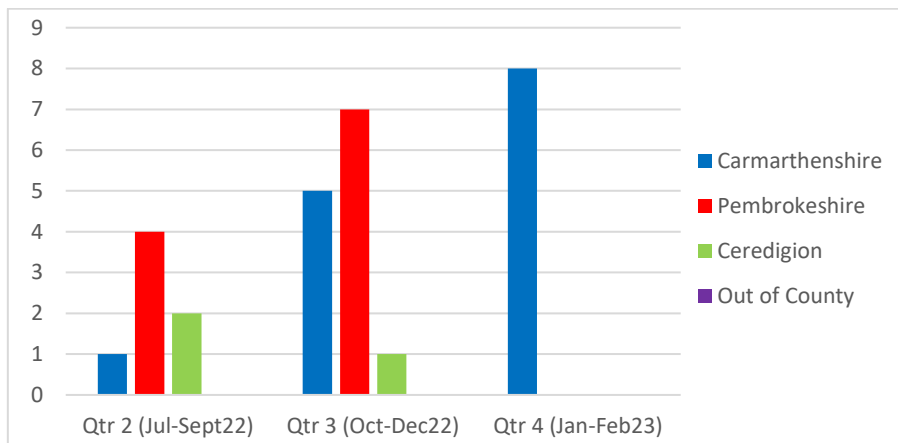


Please note during this Quarter, there was one YP aged 7 that was treated for Self Harm.

**Comparison Data (last 12 months) - Age Appropriate Bed**

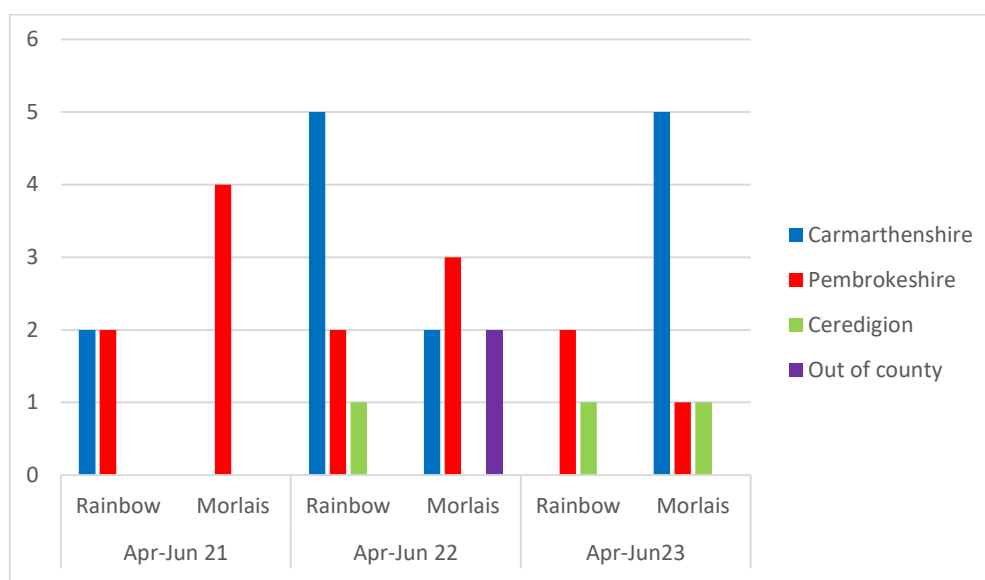


**Admission Trend comparison by locality (last 12 months)**



### Annual Admission Comparison by locality

The following graph compares the numbers of admissions for Quarter 1 2023/2024 against the number of admissions for the same quarter of 2022/2023 and 2021/2022, further defined by locality.



### Advocacy

In line with the Mental Health (Wales) Measure 2012, Health Boards are expected to ensure that access to Advocacy Services is in place, as per Part 4 of the Measure, for any individual admitted into hospital. All young people admitted to Morlais Ward are asked on admission if they would like access to an Independent Mental Health Advocate. The expected performance target is that 100% of clients are offered this and this information is recorded and reported via our Information Analyst.

On Cilgerran Ward, information is provided to young people on admission on the availability of access to the Advocacy Service. However, the above performance standard is not applicable therefore data is not routinely collated.



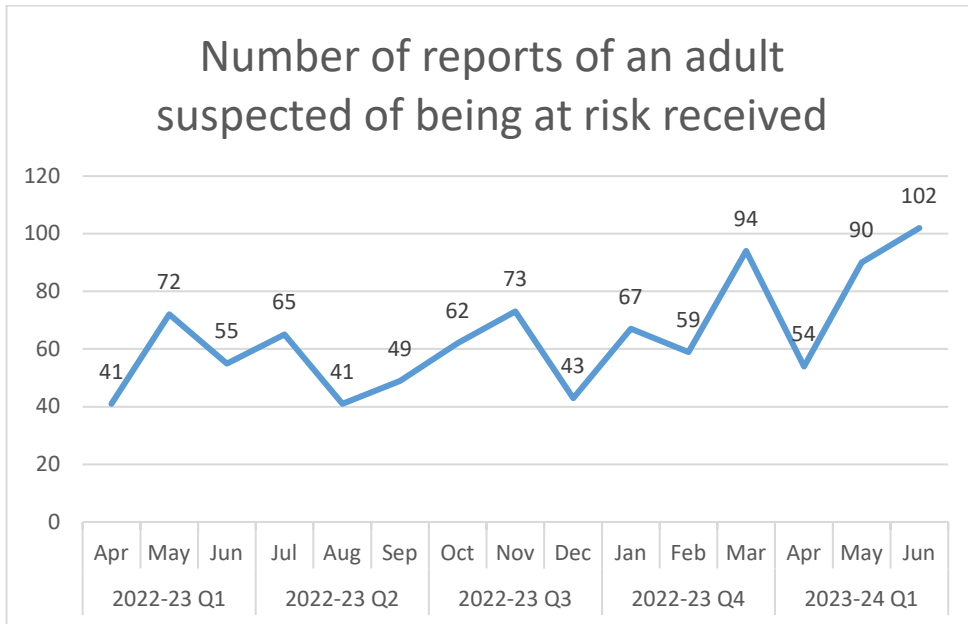
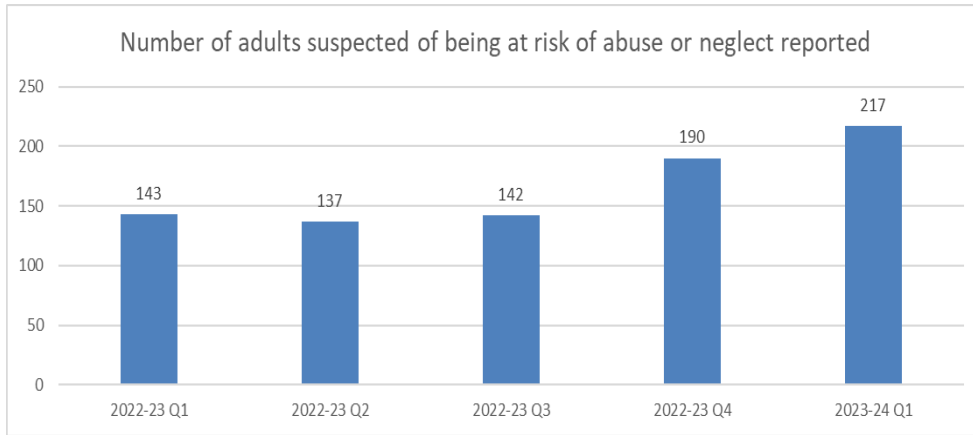
**CEREDIGION**  
**CWMPAS LOCAL OPERATIONAL GROUP**

**Performance Management Report – Safeguarding Adults**

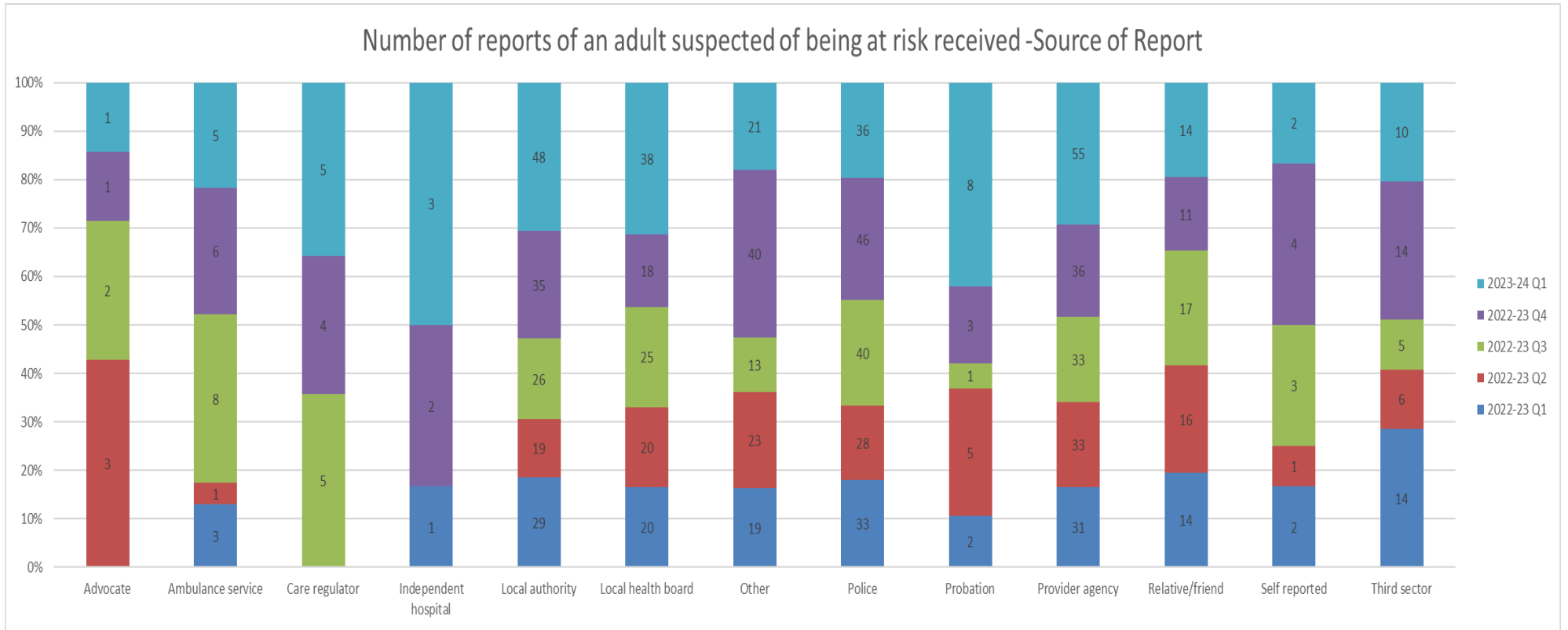
**Quarter: 1**

**1/4/23 – 30/6/23**

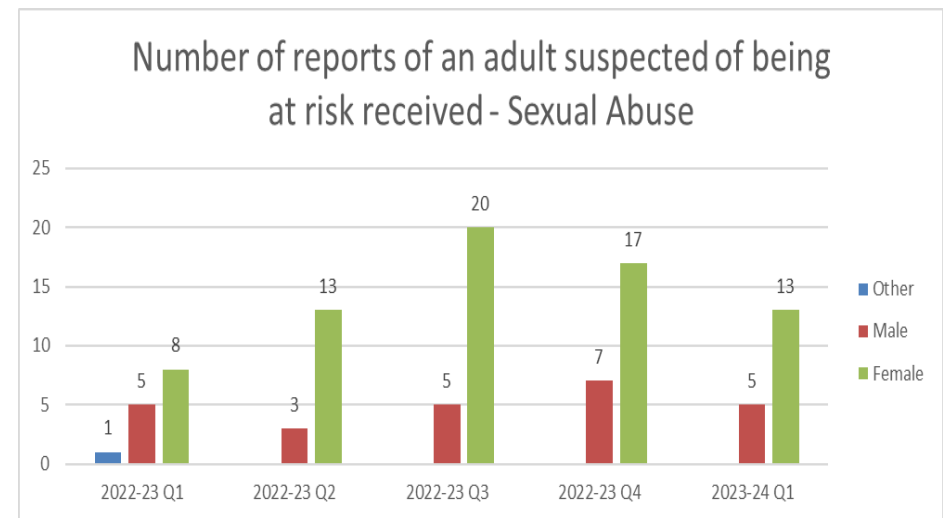
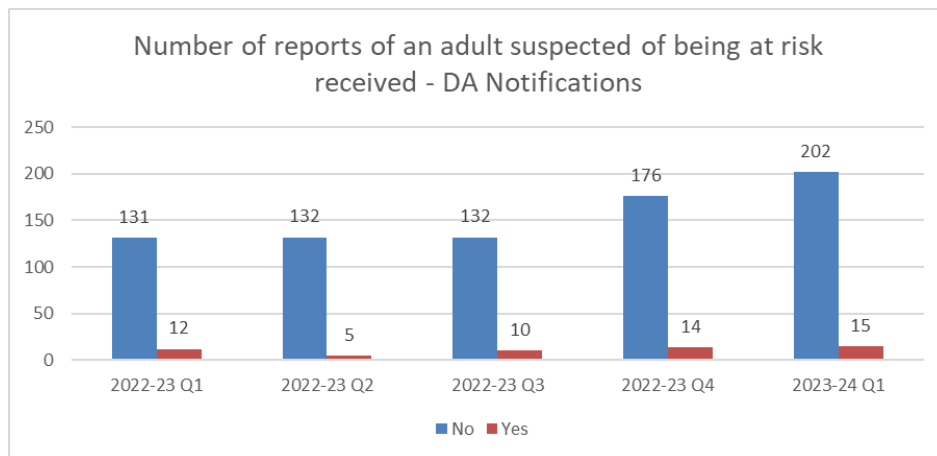
### Quarter 1 Overview



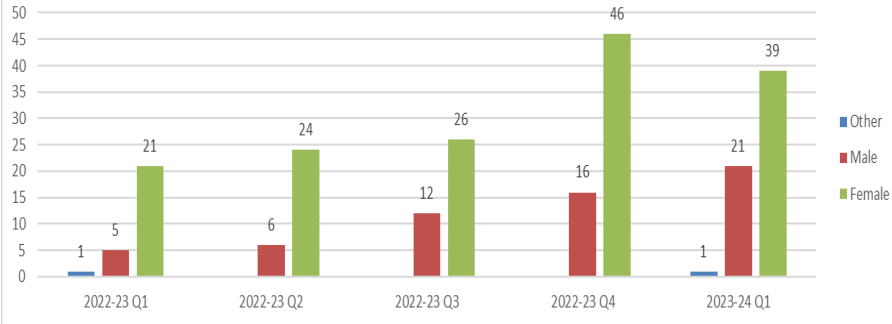
Row Labels	Count of Assessment Id
<b>2022-23 Q1</b>	<b>168</b>
Apr	41
May	72
Jun	55
<b>2022-23 Q2</b>	<b>155</b>
Jul	65
Aug	41
Sep	49
<b>2022-23 Q3</b>	<b>178</b>
Oct	62
Nov	73
Dec	43
<b>2022-23 Q4</b>	<b>220</b>
Jan	67
Feb	59
Mar	94
<b>2023-24 Q1</b>	<b>246</b>
Apr	54
May	90
Jun	102
<b>Grand Total</b>	<b>967</b>



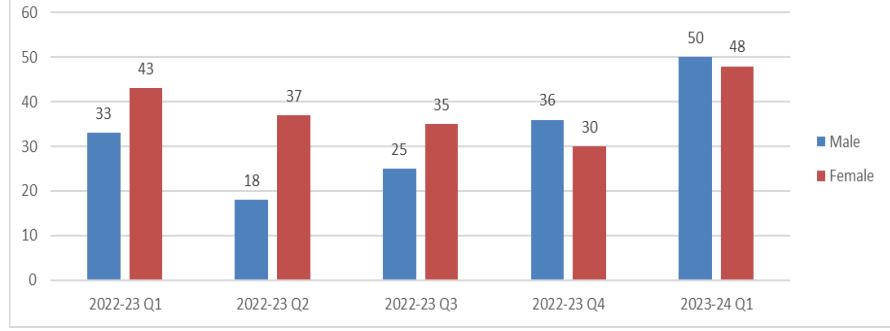
Row Labels	2022-23 Q1	2022-23 Q2	2022-23 Q3	2022-23 Q4	2023-24 Q1	Grand Total
Advocate		3	2	1	1	7
Ambulance service	3	1	8	6	5	23
Care regulator			5	4	5	14
Independent hospital	1			2	3	6
Local authority	29	19	26	35	48	157
Local health board	20	20	25	18	38	121
Other	19	23	13	40	21	116
Police	33	28	40	46	36	183
Probation	2	5	1	3	8	19
Provider agency	31	33	33	36	55	188
Relative/friend	14	16	17	11	14	72
Self reported	2	1	3	4	2	12
Third sector	14	6	5	14	10	49
<b>Grand Total</b>	<b>168</b>	<b>155</b>	<b>178</b>	<b>220</b>	<b>246</b>	<b>967</b>



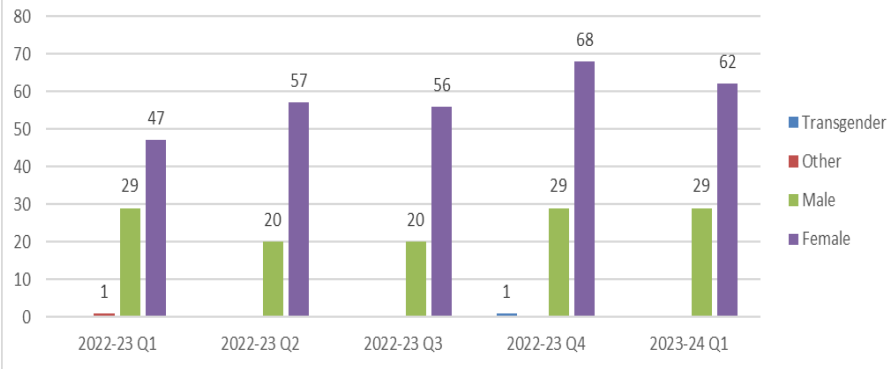
Number of reports of an adult suspected of being at risk received - Physical Abuse



Number of reports of an adult suspected of being at risk received - Neglect Abuse



Number of reports of an adult suspected of being at risk received - Emotional/Psychological Abuse



Number of reports of an adult suspected of being at risk received - Financial Abuse

