

## Cyngor Sir CEREDIGION County Council

**REPORT TO:** Healthier Communities Overview and Scrutiny

**DATE:** 18 September 2023

**LOCATION:** Council Chamber, Penmorfa

**TITLE:** Porth Cynnal Specialist Services (Children & Adults)

**INDEPENDENT REVIEWING SERVICE PERFORMANCE  
MANAGEMENT REPORT  
QTR 4 2022 - 2023**

**PURPOSE OF REPORT:** To monitor the progress of Looked After Children through Independent Reviewing Officers scrutiny of their plans and placements during the fourth quarter of 2022/2023. This information contributes to Members fulfilling their roles as Corporate Parents.

**REASON SCRUTINY HAVE REQUESTED THE INFORMATION:** To ensure that the Local Authority and Members can fulfill their duties as Corporate Parents

### **BACKGROUND:**

Attached is the Independent Reviewing Service Report Quarter 4 2022/2023.

Quarterly reports are taken to the Healthier Communities Overview and Scrutiny Committee as part of an ongoing examination of the topic to ensure that the Local Authority fulfills its duties as the Corporate Parent.

This report includes national and local standards and targets used to measure outcomes for looked after children and care leavers at the time of their review meeting and includes Welsh Government Performance Indicators.

On the basis of the information available and the views expressed during the review meeting, the IRO makes a professional judgement about the effectiveness of a child/young person's care plan in meeting their needs and may recommend changes to the care plan.

During the review meeting the IRO considers whether the child/young person requires assistance to identify relevant other people to obtain legal advice/take proceedings on their behalf. This action was deemed necessary for 7 young people by the IRO in the period.

In addition, the IRO has regard as to whether the child/young person's human rights are being breached in any way and, if so, might make a referral to CAFCASS Cymru. This action was not required at any of the review meetings in the period.

## **SUMMARY OF KEY POINTS;**

- At the end of quarter 4, there were 132 children being looked after compared to 122 as at the end of Q3.
- 101 children were reviewed in this quarter compared to 116 in the previous quarter. 94.1% of children were reviewed in the Statutory Timescale.
- 3 children left care in this quarter compared to 8 in Quarter 3. 1 child was adopted in this quarter and 2 young people moved on to supported lodgings or independent living or in to a shared lives placement.
- The placement provision for the children reviewed during this Quarter were that 25 are in Local Authority foster care (in county) and 2 in out of county LA Foster Care Placements, 24 in kinship carer placements (19 in county, 5 out of county), 13 were in Independent Foster Agency placements (3 in county, 10 out of county), 11 children were placed with parents, and 13 were placed in residential care provision outside of the county. 4 children were placed with family, 3 were adopted and 6 were in supported lodgings/independent living.
- 51 children were being cared for under the legal status of a Full Care Order, 28 were under an Interim Care Order, 3 under a placement order and 19 under Section 76.
- Of the children reviewed in this quarter, 98% of children received a statutory visit. This was compared to 83.6% in Quarter 3.
- 46.7% of the care and support plans were recorded as being in place at the first review. The low percentage again this quarter was due to staffing difficulties within the Planned Care Team which prevented the plans being completed on time.
- However, there were 83.3% of children reviewed in this quarter who had a permanency plan in place compared to only 16.7% of children reviewed in quarter 3.
- 100 (99.0%) of reviews identified that the young person's cultural views were met,
- It was recognised at 86 reviews that the young person's religious needs were met; 4 reviews confirmed that the young persons' needs were not meet and for a further 9 reviews it was unknown as to whether the needs had been met.
- An interpreter was needed and provided for 8 reviews where this was needed.
- 8 Children / Young people were Unaccompanied Asylum Seekers, 7 of these children / young people did not have an EU Settlement Scheme (EUSS) in place,
- For children reviewed and their second or subsequent reviews, the permanency plans that were in place were that 24 children were to remain in Long Term Foster Care, 17 children were under twin tracking, 13 children were under kinship/family member care, 9 children were in a placement with a parent and 9 children were in residential care, 6 children were under adoption, 5 were in independent living, 2 were under a Special Guardianship and 1 child was being supported to be rehabilitated back to be with parents.
- The percentage of children (of sufficient understanding) who understand their reason for being looked after was 98.5%.
- The percentage of children of sufficient understanding who were involved in or consulted about their review, was 100%
- The percentage of children who were made aware of their right for an advocacy service, was 90.9%.
- Number and percentage of Looked After Children of school age who had a Personal Education Plan within 20 school days of entering care or joining a new school during this quarter is 93.7%
- Number and percentage of Parents consulted by the Social Workers before the review or who attended the review was 100%.

- 30 Pathway Plans were held in this quarter, compared to 17 in Quarter 3. 90.0% Pathway Plan Reviews were held within timescales.
- The percentage of Young Persons with allocated Personal Advisor / Social Worker was 100% during this Quarter.
- The Percentage of Young People Consulted for their Review Meeting during this Quarter was 90%

**Has an Integrated Impact Assessment been completed? If, not, please state why** No

**Summary:**

This report is provided on an ongoing basis and demonstrate the continuing work that is undertaken with Looked after Children in Ceredigion

**WELLBEING OF FUTURE GENERATIONS:**

- Long term:** Balancing short term need with long term planning for the future
- Integration:** Positively impacting on people, economy, environment and culture and trying to benefit all three
- Collaboration:** Working together with other partners to deliver
- Involvement:** Involving those with an interest and seeking their views; stakeholder engagement and consultation
- Prevention:** Putting resources into preventing problems occurring or getting worse

**RECOMMENDATION (S):**

To note the contents of the report and the levels of activity with the Local Authority.

**REASON FOR RECOMMENDATION (S):**

So that governance of the Local Authority activity and its partner agencies for Looked After Children are monitored

**Contact Name:** **Audrey Somerton Edwards**

**Designation:** **Corporate Lead Officer: (Children & Families)**

**Date of Report:** 14 June 2023

**Acronyms:**  
 IRO - Independent Reviewing Officer  
 LAC - Looked After Children  
 CAF/CASS - The Children and Family Court Advisory and Support Service  
 APR - Action and Progress Records  
 PEP - Personal Education Plan

PI - Performance Indicators  
CAMHS - Child and Adolescent Mental Health Services  
NEET - Not in Education, Employment or Training  
PRU - Pupil Referral Unit

**Cyngor Sir CEREDIGION County Council**  
**Safeguarding Service**

**Independent Reviewing Service Performance Management Report**

**Quarter 4: 1<sup>st</sup> January 2023 – 31<sup>st</sup> March 2023**



**...yn gofalu i wneud gwahaniaeth**  
**...taking care to make a difference**

<b>CONTENTS</b>		
<b>PAGE:</b>		
<b>SECTION ONE:</b>	<b>INTRODUCTION</b>	<b>3</b>
<b>SECTION TWO:</b>	<b>CARE PLANNING</b>	<b>4</b>
<b>SECTION THREE:</b>	<b>CONSULTATION &amp; PARTICIPATION</b>	<b>21</b>
<b>SECTION FOUR:</b>	<b>ISSUE RESOLUTION PROTOCOL</b>	<b>24</b>
<b>SECTION FIVE:</b>	<b>EVALUATION</b>	<b>24</b>
<b>SECTION SIX:</b>	<b>PATHWAY PLAN</b>	<b>25</b>
<b>SECTION SEVEN:</b>	<b>REGULAR SHORT BREAK CARE</b>	<b>27</b>
<b>SECTION EIGHT:</b>	<b>SHORT BREAK CARE</b>	<b>28</b>

## **SECTION ONE: INTRODUCTION**

This report provides information collated by the Quality Assurance and Independent Reviewing Service in order to monitor performance and quality assure services to looked after children, care leavers, children in residential placements and those children who receive respite care and short breaks. The information is based on the monitoring forms completed by the Independent Reviewing Officers (IRO) following each review meeting within this quarter along with other performance information held by the Children and Families Service.

## **BENCHMARKING**

This report includes national and local measures and targets used to measure outcomes for looked after children and care leavers at the time of their review meeting.

On the basis of the information available and the views expressed during the review meeting, the IRO makes a professional judgement about the effectiveness of a child/young person's care plan in meeting their needs and the IRO will highlight to managers any poor practice.

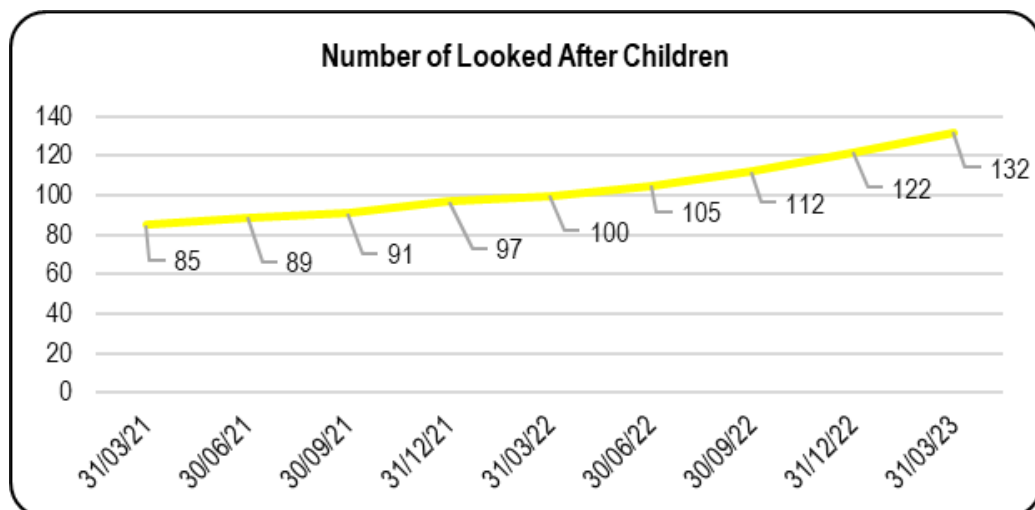
During the review meeting the IRO considers whether the child/young person requires assistance to identify relevant other people to obtain legal advice/take proceedings on their behalf. This action was deemed necessary for 7 children/young persons in the period.

In addition, the IRO has regard as to whether the child/young person's human rights are being breached in any way and, if so, might make a referral to CAF/CASS Cymru. This action was not required at any of the review meetings in the period.

## SECTION TWO CARE PLANNING

### 1. **Headline Figures for Q4:**

<b>The following table and chart provide the total number of Looked After Children data at the end of each quarter commencing with the most recent quarter.</b>	
31 March 2023	132
31 December 2022	122
30 September 2022	112
30 June 2022	105
31 March 2022	100
31 December 2021	97
30 September 2021	91
30 June 2021	89
31 March 2021	85



### 2. **Number and percentage of Looked After Children Reviews undertaken within the statutory time requirement.**

Target Set 100% - Target achieved 94.1%

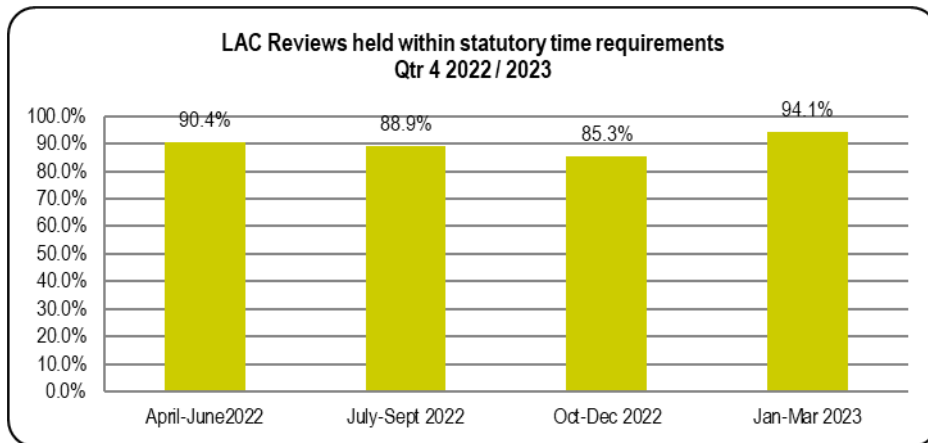
101 Children were reviewed within the Quarter.

- 95 (94.1%) LAC Review Meetings were undertaken within the statutory requirements.
- 6 (5.9%) LAC Review Meetings were held out of statutory requirements; the reasons recorded were as follows: -
  - 2 Reviews were delayed due to education availability.

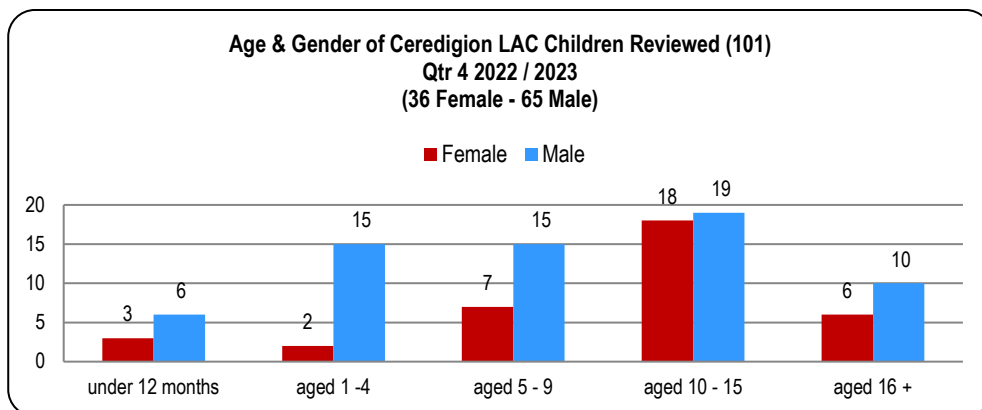


- For another 2 reviews the delay was due to Prospective Adopter’s availability.
- A further review was postponed due to Carer and Parent being unwell and for 1 other review due to the young person being unwell.

	Jan-Mar 2023	Oct-Dec 2022	July-Sept 2022	April-June 2022	Jan-Mar 2022
Number of children reviewed in the quarter	101	116	63	83	61
Number of reviews held in timescale	95	99	56	75	55
Number of reviews held out of timescales	6	17	7	8	6



**3. Age and Gender of the Children Reviewed in the Quarter:**



#### 4. Cultural, Religious and Language Needs

100 (99.0%) review identified that the young person's cultural views were met, 1 review however noted that the needs of the young person had not been met. It was recognised at 86 reviews that the young person's religious needs were met; 4 reviews confirmed that the young persons' needs were not meet and for a further 9 reviews it was unknown as to whether the needs had been met. An interpreter was needed and provided for all 8 reviews.

#### 5 Citizenship

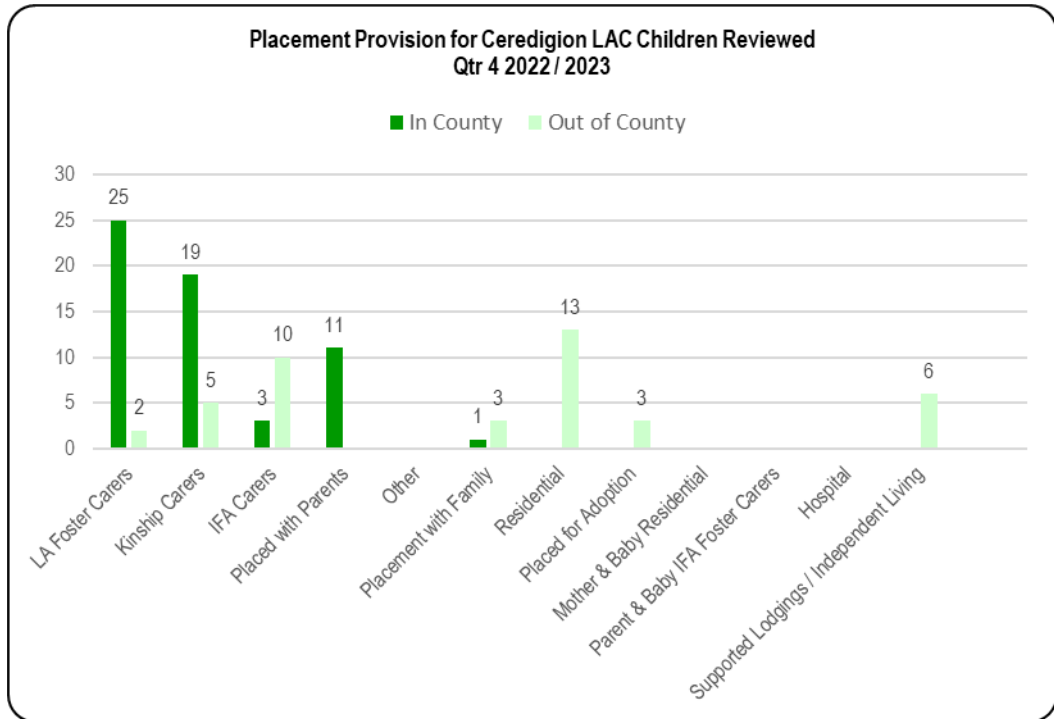
92 Reviews recorded that the child / young person was a UK Citizen, with 9 reviews noting that the child / young person was not a UK Citizen.

8 Children / Young people were Unaccompanied Asylum Seekers, 7 of these children / young people did not have an EU Settlement Scheme (EUSS) in place, it was unknown if the other young person have an EUSS in place.

All 8 reviews recorded that an application had not been made for an EU Settlement Scheme (EUSS) or it was unknown if an application had been made; however all 8 reviews recorded that the young person was being supported in this respect.

#### 6 Nature of the Placement Provision of Children Reviewed in the Quarter:

Type of Placement	In County	Out of County	Total
LA Foster Carers	25	2	27
Kinship Carers	19	5	24
IFA Carers	3	10	13
Placed with Parents	11		11
Other			
Placement with Family	1	3	4
Residential		13	13
Adoption		3	3
Mother & Baby Residential			
Parent & Baby IFA Foster Carers			
Hospital			
Supported Lodgings/Independent Living		6	6
	<b>59</b>	<b>42</b>	<b>101</b>

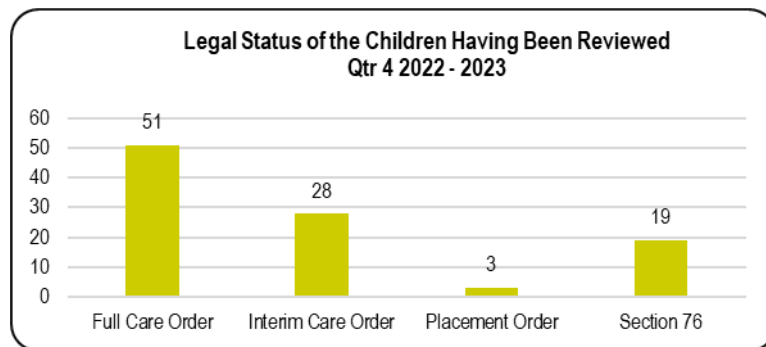


64 Young people reviewed, had been placed with carers who spoke their own language

8 Reviews noted that the young person was an unaccompanied child and placed in a care setting which did not meet their first language needs. There was a translator in the review to enable the young person to participate accordingly.

**7. Legal Status of Children Reviewed in the Quarter:**

Legal Status of the Children Having Been Reviewed	
Full Care Order	51
Interim Care Order	28
Placement Order	3
Section 76	19
<b>Total</b>	<b>101</b>

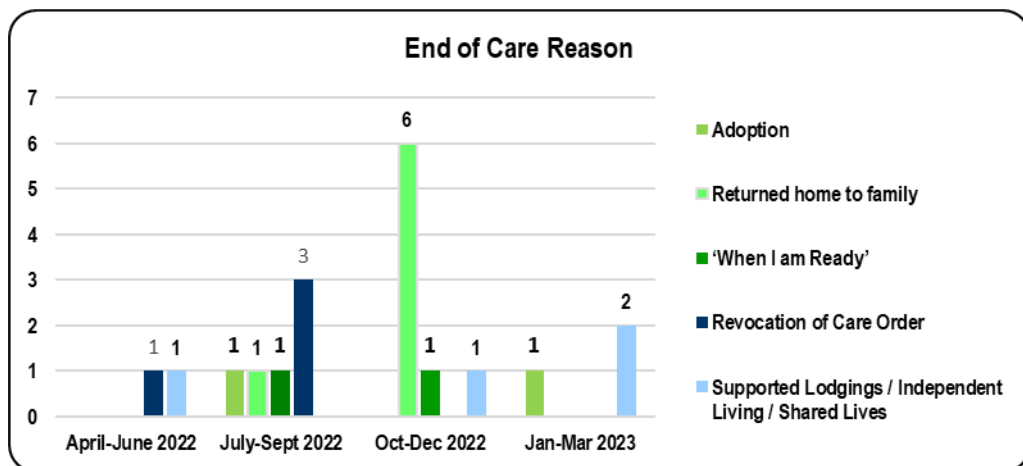


### Delegated Authority

Delegated Authority was confirmed to be in place for 71 children who were reviewed with 11 reviews noting that this was yet to be undertaken. It was unknown at 12 reviews with a further 7 reviews recording that it wasn't applicable for the case.

### 8. Reasons for End of Care of the Children Reviewed

Period	Number left care	End of Care Reason				
		Adoption	Returned home to family	'When I am Ready'	Revocation of Care Order	Supported Lodgings / Independent Living/Shared Lives
Jan-Mar 2023	3	1	0	0	0	2
Oct – Dec 2022	8	0	6	1	0	1
July – Sept 2022	6	1	1	1	3	0
April – June 2022	2	0	0	0	1	1
<b>Total</b>	<b>19</b>	<b>2</b>	<b>7</b>	<b>2</b>	<b>4</b>	<b>4</b>



### 9. Number and percentage of Looked After Children who have an allocated Social Worker.

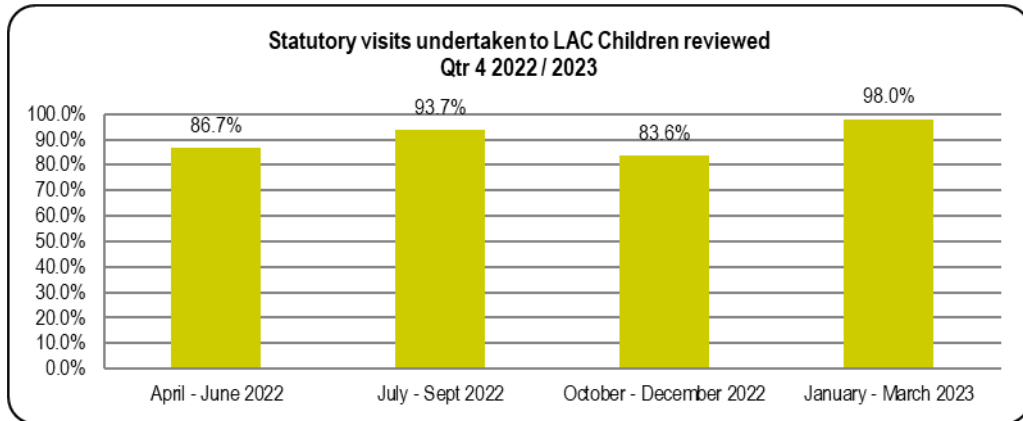
Target Set 100% - Target achieved 100.0%

- 101 (100.0%) LAC Reviews recorded that a qualified Social Worker was allocated and actively involved with the child.

**10. Number and percentage of statutory visits undertaken to Looked After Children reviewed within the required timescales.**

Target Set 100% - Target achieved 98.0%

- 99 (98.0%) Looked After Children received Social Worker visits in accordance with the statutory requirements.
- 2 (2.0%) Looked After Children did not receive Social Worker visits in accordance with the statutory requirements.

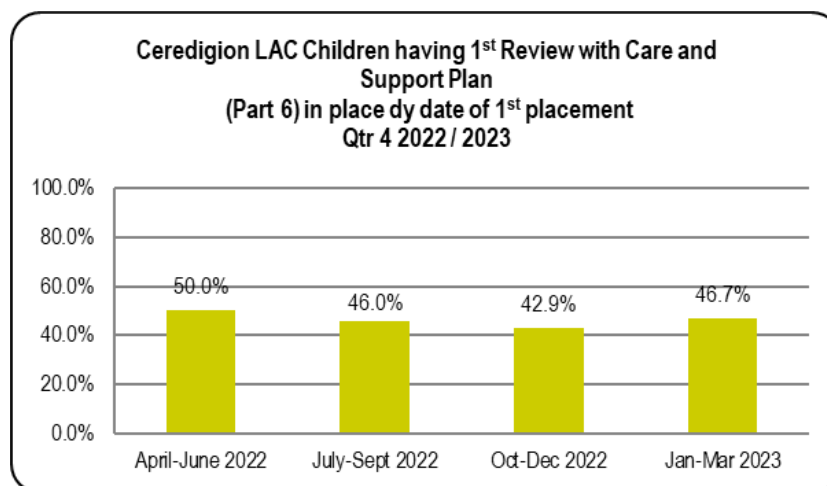


**Comment:**

**11. Number and Percentage of Care and Support Plans (Part 6) in place at the date of the first placement and of up-to-date plans available for the Review.**

Target Set 100% - Target achieved 46.7%

- There were 15 Children that became Looked After during this quarter; 7 (46.7%) Review meetings recorded that the child / young person had a Care and Support Plan (Part 6) in place by the date of his/her placement. The Care and Support Plan (Part 6) wasn't in place by date of placement for the other 8 children / young persons.



- The IRO identified that updates were required to the Care and Support Plan records (Part 6) of 19 children. It was identified that the updating of the Care and Support Plan was still outstanding for 9 children/young persons.

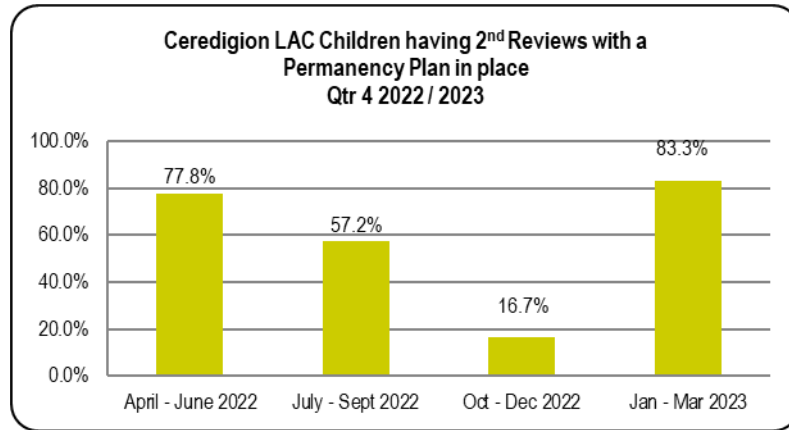
**12. Number and percentage of Looked After Children who have a Permanency Plan by the second review if a return home has not been planned.**

Target Set 100% - Target achieved 83.3%

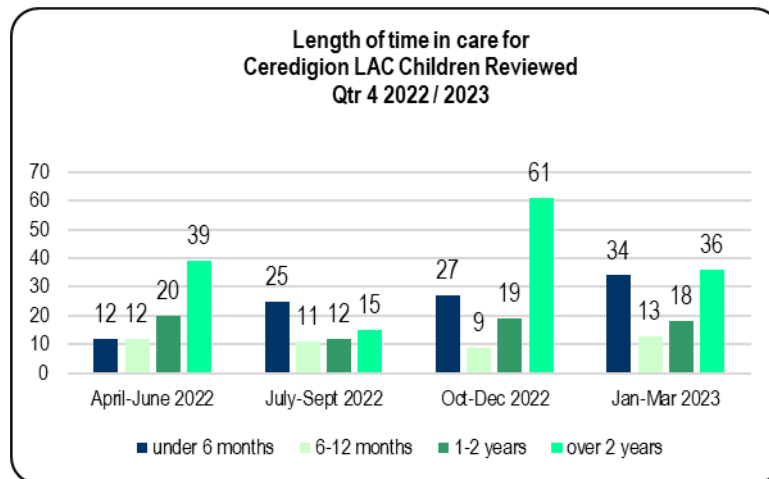
- There were 18 second reviews during this quarter, 15 reviews (83.3%) recorded that a Permanency Plan had been agreed. This compares to 16.7% in the previous quarter.
- There were concerns recorded by the IRO in 5 (4.9%) reviews in this period regarding the progress of the Placement / Care and Support Plan / Permanency Plan.

The nature of the concerns were as follows: -

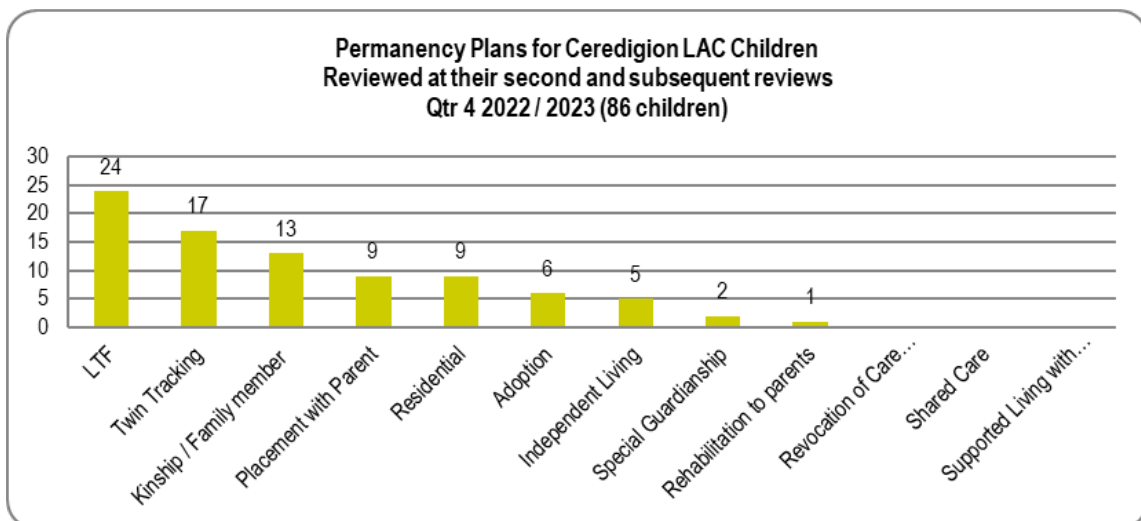
- In 1 review it was noted that an agreed long term plan was required for the young person.
- Delay in the progression of a Special Guardianship Order was recognised as a delay for 1 young person.
- Currently there are ongoing discussion relating to the young person's needs and where those needs would best be met.
- 1 Further young person was reviewed twice in the period and a drift in the Care Plan was identified at both reviews.



**13. Length of Time in Care:**



**14: Nature of Permanency Plans:**



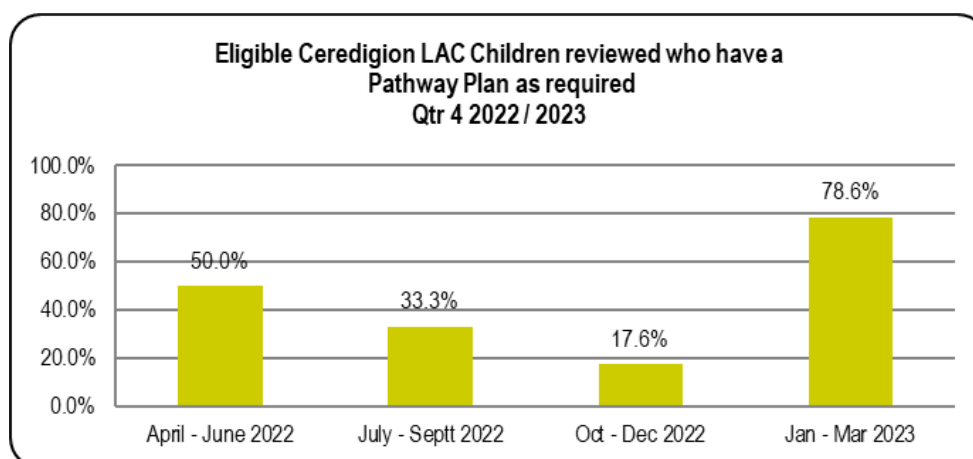
**15. Number and percentage of Looked After Children receiving Short Break Care away from Main Carers**

- 10 (9.9%) LAC Reviews noted that the child / young person was receiving short break care away from their main carer; all of these LAC Reviews reported that the respite placement was meeting the young person's needs.

**16. Number and percentage of eligible young people who have a Pathway Plan as required.**

Target set: 100% Target Achieved 78.6%

- 11 (78.6%) Young People's reviews recorded that there was a Pathway Plan in place and were allocated a Personal Advisor.
- 3 (21.4%) Reviews recorded that the young person did not have a Pathway Plan in place.
- 13 of the above reviews noted that the young persons were allocated a Personal Advisor however 1 review recorded that a Personal Advisor was yet to be allocated.



**17. Number and percentage of Looked After Children (of appropriate age and level of understanding) who understand the reasons for them being looked after**

Target Set 100% -Target achieved 98.5%

- The data for this performance indicator relates to 66 children / young persons as 35 children / young persons were not considered to be of an appropriate age and level of understanding to comprehend the reasons for being looked after.



- 65 (98.5%) Of this group showed some level of understanding about why they were cared for away from their families, which compares to 95.3% in the previous quarter.
- 1 (1.5%) Review reported that Life Journey work needed to be undertaken with the child / young person to support in understanding the reasons for being looked after.

**18. Number and percentage of Looked After Children (of appropriate age and level of understanding) understand their Care and Support Plan.**

The data for this performance indicator relates to 63 children / young persons as 38 children / young persons were not considered to be of an appropriate age and level of understanding and were therefore not included in the figures.

- 60 (95.2%) of this group showed a level of understanding as to the nature of their Care and Support Plan (part 6).
- 3 (4.8%) Reviews recorded that this needed to be shared with the children / young persons.

**19. National Measure 33: Number and percentage of moves for Looked after Children.**

- 7 (6.9%) LAC Reviews reported that there was a change in a child's/young person's placement during this quarter; this compares to (13.8%) in the previous quarter.

The reasons for the changes in Placement were as follows:

- 1 Young person placed briefly with extended family moved to a short term foster placement pending further assessments.
- There was a step down planned move from a Mother and Baby Foster Placement to living in the community with parent for 1 child.
- A further young person moved from a foster care placement to live with a parent.
- There was a planned move from foster carers to a long-term placement with family for 1 child.
- 1 Young person's Kinship Care placement broke down and moved to live with Foster Carers.
- A further young person moved from a short term foster placement to a long term foster placement.
- Concerns were raised regarding one placement which resulted in the young person moving to a long term residential placement.

3 Children had an unplanned move, it was noted that the Stability Meeting had been held for 1 of these children within 6 weeks of moving placement.

**20 Number and percentage of placement plans (including education and health provision) that are assessed as meeting the needs of Looked after Children.**

Target Set 100% - Target achieved 95.0%

- 96 (95.0%) Placement/care and support plans were recorded as meeting the needs of the children / young people, which compares to 94.8% in the previous quarter.
- 5 (5.0%) Reviews recorded that Placement/care and support plan wasn't meeting the needs of the child / young person. The reasons recorded were: -
  - For 1 young person who was reviewed twice during the quarter, it was identified at both reviews that little work was being undertaken with the young person.
  - 1 Young person was unhappy with the placement and in view of this disengaging with services.
  - Another review for 1 young person identified that the young person had not been registered at college or dentist; whilst for a further 1 young person it was identified that education and dentist provisions weren't in place as well as the placement not recording medication taken by young people and risk assessing.

**21. Number and percentage of Safeguarding Concerns identified for Looked After Children during this quarter**

- 4 (4.0%) LAC Reviews identified safeguarding concerns for the young person; it was confirmed that the concerns were being addressed.

**22. Number of Looked After Children's names on the Child Protection Register.**

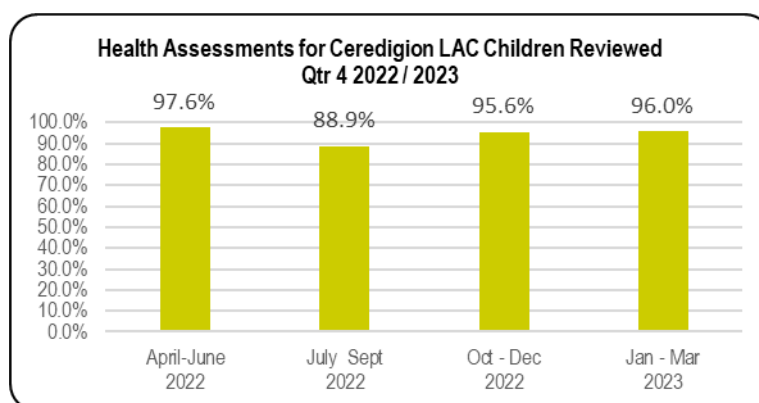
- None of the reviews during the quarter confirmed that the young person's name was included on the Child Protection Register.

**23. Number and percentage of Looked After Children who received Health Assessments in accordance with statutory requirements**

Target Set 100%- Target achieved 96.0%

- 95 (96.0%) Children/Young People Looked After had an up-to-date health assessment reported at their review, which compares to 95.6% in the previous quarter.
- 4 (4.0%) Children/Young People Looked After did not have an up-to-date health assessment at their review.

- It was recorded at 2 reviews that the young person had refused a health assessment / not engaging; these were therefore taken out of the equation.



**24. The percentage of children registered with a dentist within 20 working days of becoming looked after**

Target set: 100% Target Achieved 66.7%

**Registered with a dentist**

The data for registering a child / young person with a dentist within 20 days of becoming looked after relates to 18 children / young persons.

- 12 (66.7%) Reviews recorded that the child / young person was registered with a dental practitioner within 20 working days of the start of placement.
- 6 (33.3%) Review noted that the child / young person was yet to be registered with a dental practitioner.

\*\*\*\*\*

**Registered with a dentist**

The data for this performance indicator relates to 86 Children / Young persons as 15 Children / Young persons having a first LAC Review were taken out of the above equation to coincide with National Measure requirements.

- 73 (84.9%) Children and young people were registered with a dentist. This compares to 94.1% in the previous quarter.
- 13 (15.1%) Children and young people needed to be registered with a dentist.

**Comment:**

**25. National Measure 30: Number and percentage of Looked After Children who have had their teeth checked by a dentist within 3 months of becoming Looked After.**

**Seen by a dentist**

The data for being seen by a dentist within 3 months of becoming looked after relates to 12 children.

- 8 (66.7%) Reviews recorded that the child / young person had been seen by a registered dentist within 3 months of becoming LAC.
- 4 (33.3%) Reviews recorded that the child / young person had not been seen by a registered dentist within 3 months of becoming LAC.

**Comment:** 2 Of these young people were placed out of county.

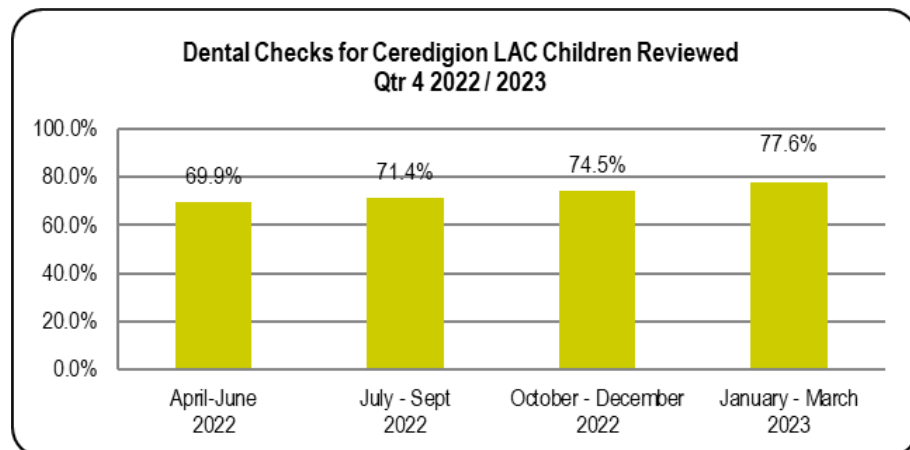
\*\*\*\*\*

**Seen by a dentist**

Target Set 90% - Target achieved 77.6%

The data for this performance indicator relates to 76 Children / young persons as 25 Children / Young persons were under 2 years of age and / or having their first LAC Reviews and were taken out of the above equation to coincide with National Measures requirements.

- 59 (77.6%) Children and young people were recorded as having a dental check during the preceding 12 months, which compares to 74.5% in the previous quarter.
- 17 (22.4%) Children and young people were recorded as not having had dental checks.



**26. National Measure 31: Percentage of children looked after who were registered with a GP within 10 working days of the start of their placement**

- 20 (90.9%) Reviews recorded that the child was registered with a provider of general medical services within 10 working days of the start of placement.
- 2 (9.1%) Reviews reported that this action remained outstanding at the time of the review.

**27. Number and percentage of children looked after who were registered with a GP**

Target Set 100% - Target achieved 100.0%

- 101 (100.0%) Children and young people were registered with a GP, which is consistent with the previous quarter.
- 89 (89.9%) Children had their immunisations up to date.
- 10 (10.1%) Children were late in receiving their immunisations. 6 Of these young people are Unaccompanied Asylum-Seeking Children (UASC) and are offered an accelerated programme as there is incomplete previous immunisation history. Further clarity is required for a few young people who did not have immunisations in place.

2 Reviews were taken out of the equation as the parent / young person was refusing immunisation.

**28. Number and percentage of Looked After Children assessed as requiring CAMHS services that are referred and receive an assessment /service.**

Target: 50%

Actual Performance

- 4 (4.0%) LAC Reviews recorded that a child/young person had been referred to CAMHS, it was confirmed at all 4 Reviews that the referral had been accepted for the child/young person.
- 87 (86.1%) LAC Reviews recorded that children/young people's mental/emotional health had been considered during the Health Assessment and/or during discussions in the meeting.
- 14 (13.9%) Reviews recorded that the mental health issues had not been considered.

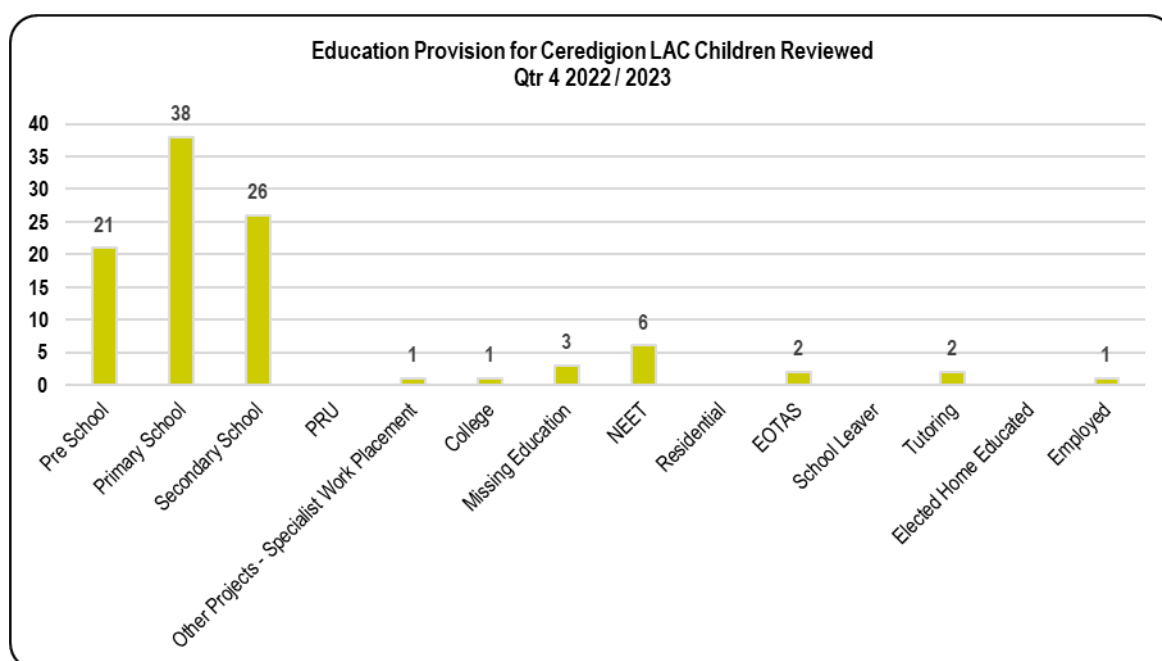
\*\*\*\*

- 13 (12.9%) LAC Reviews identified that the young person had a current mental health problem.
- Behavioural issues were identified for 17 children / young people during this period.

## 29. Nature of Education Provision:

During this quarter the children and young people reviewed were in the following educational provision.

Education Provision	
Pre-school children	21
Primary school pupils	38
Secondary school pupil	26
PRU	
Other Projects-Specialist Work Placement	1
College	1
Missing Education	3
NEET	6
EOTAS	2
Residential	
School Leaver	
Tutoring	2
Elected Home Educated	
Employed	1
<b>Total</b>	<b>101</b>



**30. Number and percentage of Looked After Children of school age who had a Personal Education Plan within 20 school days of entering care or joining a new school.**

Target Set 70% - Target achieved 93.7%

The data for this performance indicator relates to 63 children / young persons who were of compulsory school age and therefore eligible for a Personal Education Plan.

- 59 (93.7%) Children and young people of statutory school age had an up-to-date Personal Education Plan.
  - 9 (75.0%) Reviews recorded that the PEP had been completed within 20 school days of becoming Looked After or 20 school days of a change in school as required.
  - 50 (98.0%) Reviews recorded that the young person had an up-to-date Personal Education Plan.
  - 4 (6.3%) Reviews recorded that the PEP had not been completed within timescales; one review identified that a PEP was subsequently completed. The other 3 reviews (2 children as 1 child was reviewed 2) noted that the PEP was yet to be completed.

\*\*\*

- 11 (17.5%) Children and young people attending school/college were identified as having a recognised highest additional learning need.

\*\*\*

- 25 (39.7%) Reviews deemed that the children / young persons attending school/college needed additional support educationally. All 25 (100.0%) Reviews recorded that the young people were receiving support.

\*\*\*

- 9 (69.2%) Reviews identified that the educational provision had been put in place at the start of the placement
- 4 (30.8%) Reviews recorded that the educational provision was not in place at start of placement.

\*\*\*

- 4 (6.3%) Review identified that there had been a period whereby the child / young person had been out of education awaiting a school placement

**31. National Measure 32: Percentage of Looked After Children who have changed schools and outside of transitional arrangements**

Target Set 0% - Target achieved 0.0%

- 0 (0.0%) Reviews recorded a change of school which was not transitional, which compares to 9.5% in the previous quarter.

**32. Number and percentage of Looked After Children who were excluded from school**

Target Set 12% fixed term exclusion –Target achieved 3.2%

Target Set 1% permanent exclusion – Target achieved 0.0%

- 2 (3.2%) Review reported that the young person had been excluded on a fixed term basis during the review period. This compares to 0.0% in the previous quarter.
- 0 (0.0%) Reviews reported that the young person had been excluded from school permanently, which is consistent with the previous quarter.

There were exclusions during this quarter: -  
10 sessions, total of 5 days



## SECTION THREE

### CONSULTATION AND PARTICIPATION

#### 1. **Local Performance Indicator: Number and percentage of Looked After Children of age and understanding consulted by the Social Worker or attended their review**

Target Set 100% – Target achieved 100.0%

The data for this performance indicator relates to 72 reviews as 29 reviews recorded that the children / young persons were not of an age and level of understanding to be included in the consultation process although 2 of these children / young people were present at their review.

- All 72 (100.0%) Reviews recorded that consultation had taken place

#### Breakdown of consultation

30 Children / young people attended their review via Teams.

42 Children / young people completed consultation papers spoke with IRO or/and had their views represented by professionals, parents, carers or advocates.

- The IRO had direct contact with 18 children / young persons during the review period outside of the review meeting.

#### 2. **Local Performance Indicator: Number and percentage of Children who were aware of their right for an Advocacy Service / Independent Visitor Scheme**

Target Set 100% - Target achieved 90.9%

The data for this performance indicator relates to 66 reviews as 35 reviews recorded that the children / young people reviewed were not of an age and understanding to be informed about their right for Advocacy / Independent Visitor Scheme and were therefore taken out of the equation.

- 60 (90.9%) Children / young persons were informed of their right for an Advocacy / Independent Visitor Scheme.

### **3 Local Performance Indicator: Number and percentage of Children informed about the Complaints Procedure**

Target Set 100% - Target achieved 95.1%

The data for this performance indicator relates to 61 reviews as 40 reviews recorded that the children / young people were not of the age / level of understanding and were therefore taken out of this equation.

- 58 (95.1%) Children / young people knew about the complaints process, which compares to 97.3% in the previous quarter.
- 3 (4.9%) Reviews recorded that the IRO was unclear if the child / young person knew about the complaints process.

### **4 Local Performance Indicator: Number and percentage of Parents consulted by the Social Worker before the review or who attended the review**

Target Set 80% - Target achieved 100.0%

The data for this performance indicator relates to 89 reviews as 12 reviews recorded that the parents were not involved in the statutory review process and these were therefore taken out of the above equation.

- All 89 (100.0%) Parents completed consultation papers or met with / spoke with the IRO prior and / or after the review or / and attended the review themselves or / and had their views represented by a professional.

#### Breakdown of consultation

Consultation Papers were sent to all 89 reviews.

54 Reviews confirmed that the parents were present; or spoke to the IRO by phone prior and/or after the review.

### **5 Local Performance Indicator: Number and percentage of Foster Carers consulted by the social worker or attends the Child's Review**

Target Set 100% - Target achieved 100.0%

The data for this performance indicator relates to 90 reviews as 11 reviews recorded that the child was placed with a parent or living independently, these reviews were therefore taken out of the equation.

- 90 (100.0%) Foster Carers completed consultation papers or / and attended the reviews during this period.

**6 Local Performance Indicator: Number and percentage of Health Representative attending the Review or Sending a Report**

Target Set 100% - Target achieved 91.1%

- 92 (91.1%) Reviews confirmed that information regarding health was available for the meeting.
- 9 (8.9%) Reviews reported that there was no health information at the meeting.

**Comment:** When young people live out of county, it is more difficult to have the health professionals to attend

**7. Local Performance Indicator: Number and percentage of a School Representatives attending a Review or Sending a Report**

Target Set 100% - Target achieved 94.2%

- 65 (94.2%) LAC Reviews had a school representative attend or provided a written report, which compares to 93.7% in the previous quarter.

**Comment:** When children live out of county, it is more difficult to have the health professional to attend

**8. Local performance Indicator: Number and percentage of LAC Review Documents completed by the Social Worker prior to the review**

Target Set 100% - Target achieved 54.5%

- 55 (54.5%) LAC Reviews confirmed that the LAC Review document had been completed by the Social Worker prior to the review, this compares to 69.8% in the previous quarter.
- 46 (45.5%) LAC Reviews confirmed that the LAC Review document had not been completed by the Social Worker prior to the review.

**Comment:**

**SECTION FOUR:  
ISSUE RESOLUTION PROTOCOL**

The Issue Resolution Protocol was not initiated during this period for any child by the IRO.

7 Mid-Point reviews took place during this period and where needed IRO were bringing reviews forward when there were concerns.

**SECTION FIVE**

**EVALUATION**

This information was unavailable for this quarter

## SECTION SIX

### PATHWAY PLANNING

#### For over 16 years old and not LAC / over 18 year old care leavers

30 Pathway Plan Reviews were held during the quarter.

- 1 Performance Indicator: Percentage of Pathway Plan Review held within timescales**

  - 27 (90.0%) Pathway Plan Reviews were held within timescales, which compares to 70.6% in the previous quarter.
  - 3 (10.0%) Pathway Plan Reviews were held out of timescales. The reasons recorded were as follows: -
    - 1 Review was rearranged due to young person's availability.
    - 2 Further reviews were delayed due to IRO / PA's availability.
  
- 2 Performance Indicator: Percentage of Young Persons with allocated Personal Advisor / Social Worker**

  - It was identified at all 30 (100%) reviews that all the young persons had an allocated Social Worker or/and Personal Advisor.
  
- 3 Performance Indicator: Percentage of Pathway Plan Review Record Completed for the Meeting**

  - The Review Record had been completed for 21 (70.0%) Pathway Plan Reviews, which compares to 76.5% in the previous quarter.
  - 9 (30.0%) Reviews reported that the Review Record had not been completed at the time of the review.
  
- 4 Performance indicator: Percentage of Young People Consulted for the Review Meeting**

  - 27 (90.0%) Reviews confirmed that the young person had his / her views represented at the review or / and attended the review.
  - It was identified at 3 (10.0%) reviews that young person had not had his / her views represented at the review or / and attended the review.

- 5 Performance indicator: Percentage of Young People attending their Review Meeting**
- 17 (56.7%) Reviews recorded that the young person attended their review.
  - 13 (43.3%) Reviews recorded that the young persons had not attended their review.
- 6 Performance Indicator: Percentage of Pathway Plan meeting young person's needs**
- All 30 (100.0%) Reviews confirmed that the Pathway Plan was meeting the young person's needs.
- 7 Performance Indicator: Percentage of Pathway Plans updated prior to Leaving Care/18<sup>th</sup> Birthday**
- None of the young persons reviewed had left care during their review period.
- 8 Evaluation This information was unavailable for this quarter**

**SECTION SEVEN**

**REGULAR SHORT BREAK CARE**

There were no Regular Short Break Care Reviews held during the quarter.

**SECTION EIGHT**

**SHORT BREAK CARE**

No Short Break Care Reviews were held during the quarter.