

CEREDIGION COUNTY COUNCIL

Report to:	Cabinet
Date of meeting:	2 May 2023
Title:	Porth Cynnal Specialist Services (Children & Adults) Independent Reviewing Service Performance Management Report Qtr. 3 2022/23
Purpose of the report:	To monitor the progress of Looked After Children through Independent Reviewing Officers scrutiny of their plans and placements during the third quarter of 2022/2023
For:	Information
Cabinet Portfolio and Cabinet Member:	Councillor Alun Williams, Deputy Leader of the Council and Cabinet Member for Through Age and Wellbeing

This report represents the monitoring and quality assurance of Looked After Children who were reviewed during the third quarter of 2022/23.

This information contributes to Members fulfilling their roles as Corporate Parents.

The information is based on the monitoring forms completed by the Independent Reviewing Officers (IRO) following each Looked After Children Statutory Review (LAC Review) and is informed by other performance information held by Children Services.

The report includes National and Local standards and targets used to measure outcomes for Looked After Children (LAC) at the time of their statutory review and includes Welsh Government Performance Indicators (PI's) and Local Performance Targets.

On the basis of the information available and the views expressed during the LAC Review Meeting, the IRO makes a professional judgement about the effectiveness of a child/young person's Care Plan in meeting their needs and may recommend changes to the Plan.

During the Review Meeting the IRO considers whether the child/young person who is being reviewed requires assistance to identify relevant other people to obtain legal advice/take proceedings on their behalf. This action was deemed necessary for 1 young person by the IRO in the period

In addition, the IRO has regard as to whether the child/young person's human rights are being breached in any way and, if so, might make a referral to CAFCASS. This action was not required at any review.

SUMMARY OF KEY POINTS:

- At the end of quarter 3, there were 122 children being looked after compared to 112 at the end of Q2.
- 116 children were reviewed in this quarter compared to 63 in the previous quarter. The large number of reviews completed in this quarter was due to the commencement of the Innovate Team in the county. LAC reviews that had been due were postponed to a time in Quarter 3 where there was more capacity with Innovate starting and the children's cases were re-allocated to new social workers who could participate in the review process. 85.3% of children were reviewed in the statutory timescale compared to 88.9% in Quarter 2.
- 8 children left care in this quarter compared to 6 in Quarter 2. 6 children had their Care Orders revoked, 6 children returned home to family, 1 child went on to a When I'm Ready placement and 1 child went to supported lodgings or independent living or in to a shared lives placement.
- The placement provision for the children reviewed during this Quarter were 13 in Local Authority foster care, 24 in kinship carer placements (19 in county, 5 out of county), 22 were in Independent Foster Agency placements (7 in county, 15 out of county), 15 children were placed with parents (12 in county, 3 out of county) and 12 were placed in residential care provision outside of the county.
- 74 children were being cared for under the legal status of a Full Care Order, 18 were under an Interim Care Order, 4 under a placement order and 20 under Section 76.
- Of the children reviewed in this quarter, 83.6% of children received a statutory visit. This was compared to 93.7% in Quarter 2.
- 42.9% of the care and support plans were recorded as being in place at the first review. The low percentage this quarter was due to staffing difficulties within the Planned Care Team which prevented the plans being completed on time.
- There were only 16.7% of children reviewed in this quarter who had a Permanency Plan in place that had been agreed by the second review. This compared to 57.2% in the previous quarter.
- Length of time in Care for Ceredigion children who are being looked after that were reviewed in Quarter 3 were 27 under 6 months, 9 between 6 – 12months, 19 between 1 – 2 years, and 61 over 2 years.
- For children reviewed and their second or subsequent reviews, permanency plans that were in place were, Long Term Foster Care for 37 children, kinship care for 17 children, twin tracking for 15 children, placement with parent for 15 children, residential care for 8 children, adoption for 5 children, independent living for 4 children and rehabilitation back to parents for 1 child.
- The percentage of children (of sufficient understanding) who understand their reason for being looked after were 95.3%
- The percentage of children of sufficient understanding who were involved in or consulted about their review, was 100%
- The percentage of children who were made aware of their right for an advocacy service was 92.5%
- Number and percentage of Looked After Children of school age who had a Personal Education Plan within 20 school days of entering care or joining a new school during this quarter is 95.5%
- Number and percentage of Parents consulted by the Social Workers before the review or who attended the review was 100%.

- 17 Pathway Plans were held in this quarter, compared to 33 in Quarter 2. (70.6%) Pathway Plan Reviews were held within timescales.
- The percentage of Young Persons with allocated Personal Advisor / Social Worker was 100% during this Quarter.
- The Percentage of Young People Consulted for their Review Meeting during this Quarter was 82.4%

Has an Integrated Impact Assessment been completed? If, not, please state why

Summary: This report is provided on an ongoing basis and demonstrates the continuing work that is undertaken with Looked after Children in Ceredigion.

Wellbeing of Future Generations:	<p>Long term: Balancing short term need with long term planning for the future</p> <p>Integration: Positively impacting on people, economy, environment and culture and trying to benefit all three</p> <p>Collaboration: Working together with other partners to deliver</p> <p>Involvement: Involving those with an interest and seeking their views; stakeholder engagement and consultation</p> <p>Prevention: Putting resources into preventing problems occurring or getting worse</p>
---	---

Recommendation(s): **Members to note the contents of the report**

Reasons for decision: To ensure that Ceredigion Local Authority and its officers and safeguarding partners are effectively discharging their statutory duties

Overview and Scrutiny: Healthier Communities Overview & Scrutiny Committee

Policy Framework: Corporate Strategy

Corporate Priorities Enabling individual and family resilience

Finance and Procurement implications: Within core budget

Legal implications None

Staffing implications None

Property / asset implications None

Risk(s): The report reflects a risk of harm to children and how they are safeguarded.

Statutory Powers: Children Act 1989, Children Act 2004, Social Services Well-being (Wales) Act 2014

Background Papers: Internal documents only that are held by Specialist Services

Appendices: Appendix A- Independent Reviewing Service Performance Management Report Quarter 3 2022/23

Corporate Lead Officer: Audrey Somerton-Edwards, Corporate Lead Officer: Porth Cynnal

Reporting Officer: Elizabeth Upcott, Corporate Manager: Safeguarding

Date: 9 March 2023

Cyngor Sir CEREDIGION County Council
Safeguarding Service

Independent Reviewing Service Performance Management Report

Quarter 3: 1st October 2022 – 31st December 2022



...yn gofalu i wneud gwahaniaeth
...taking care to make a difference

CONTENTS		
PAGE:		
SECTION ONE:	INTRODUCTION	3
SECTION TWO:	CARE PLANNING	4
SECTION THREE:	CONSULTATION & PARTICIPATION	22
SECTION FOUR:	ISSUE RESOLUTION PROTOCOL	25
SECTION FIVE:	EVALUATION	25
SECTION SIX:	PATHWAY PLAN	26
SECTION SEVEN:	SHORT BREAK CARE	28

SECTION ONE: INTRODUCTION

This report provides information collated by the Quality Assurance and Independent Reviewing Service in order to monitor performance and quality assure services to looked after children, care leavers, children in residential placements and those children who receive respite care and short breaks. The information is based on the monitoring forms completed by the Independent Reviewing Officers (IRO) following each review meeting within this quarter along with other performance information held by the Children and Families Service.

BENCHMARKING

This report includes national and local measures and targets used to measure outcomes for looked after children and care leavers at the time of their review meeting.

On the basis of the information available and the views expressed during the review meeting, the IRO makes a professional judgement about the effectiveness of a child/young person's care plan in meeting their needs and the IRO will highlight to managers any poor practice.

During the review meeting the IRO considers whether the child/young person requires assistance to identify relevant other people to obtain legal advice/take proceedings on their behalf. This action was deemed necessary for 1 child/young person in the period.

In addition, the IRO has regard as to whether the child/young person's human rights are being breached in any way and, if so, might make a referral to CAF/CASS Cymru. This action was not required at any of the review meetings in the period.

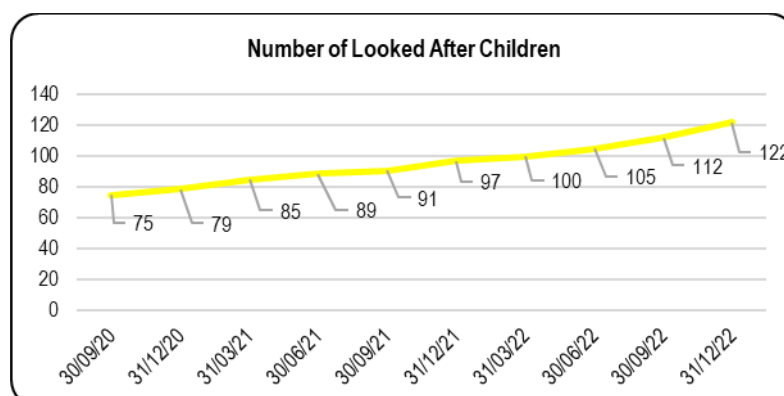
For any query or comment contact:

Elizabeth Upcott
Safeguarding Service
Penmorfa,
Aberaeron
SA46 0PA

SECTION TWO CARE PLANNING

1. **Headline Figures for Q3:**

The following table and chart provide the total number of Looked After Children data at the end of each quarter commencing with the most recent quarter.	
31 December 2022	122
30 September 2022	112
30 June 2022	105
31 March 2022	100
31 December 2021	97
30 September 2021	91
30 June 2021	89
31 March 2021	85
31 December 2020	79
30 September 2020	75
30 June 2020	78



2. **Number and percentage of Looked After Children Reviews undertaken within the statutory time requirement.**

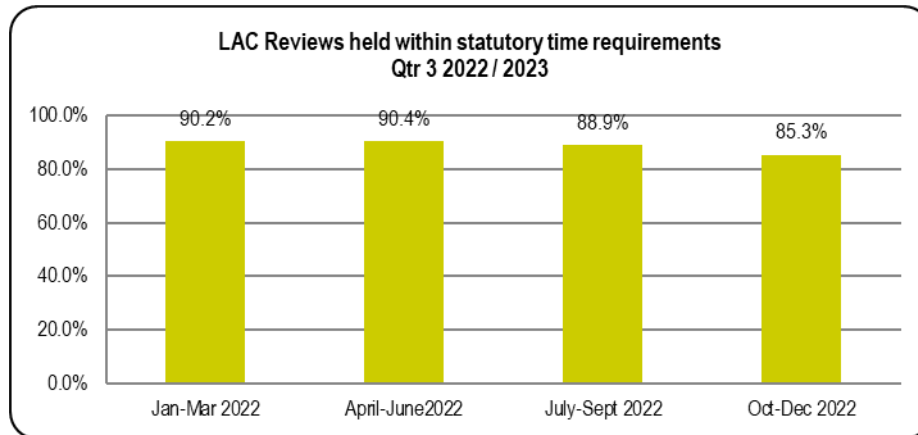
Target Set 100% - Target achieved 85.3%

116 Children were reviewed within the Quarter.

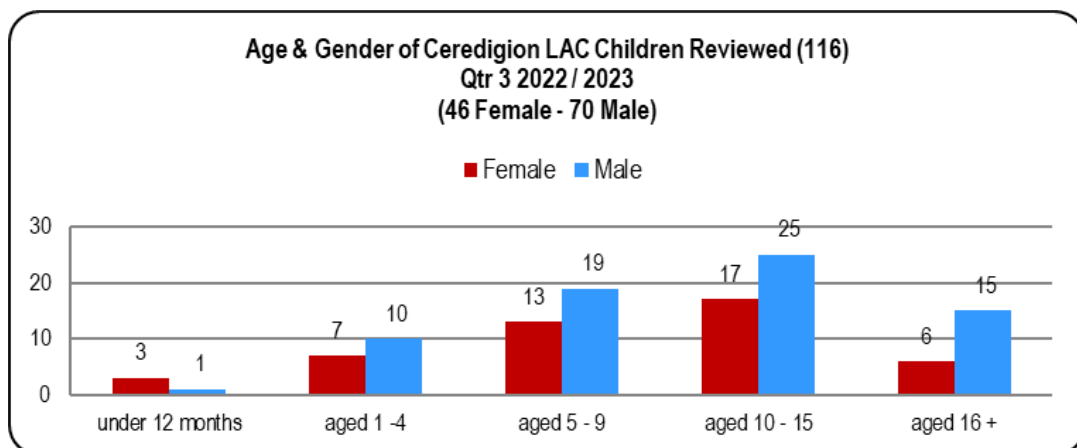
- 99 (85.3%) LAC Review Meetings were undertaken within the statutory requirements.
- 17 (14.7%) LAC Review Meetings were held out of statutory requirements; the reasons recorded were as follows: -
 - All reviews were postponed due to staffing issues within Social Services.
 - The Innovate Team commenced work in Ceredigion in September 2022 and as a consequence of the team becoming established, the postponed

reviews were then able to be undertaken during this quarter. Hence, the high number of reviews completed during this quarter.

	Oct-Dec 2022	July-Sept 2022	April-June 2022	Jan-Mar 2022	Oct-Dec 2021
Number of children reviewed in the quarter	116	63	83	61	72
Number of reviews held in timescale	99	56	75	55	69
Number of reviews held out of timescales	17	7	8	6	3

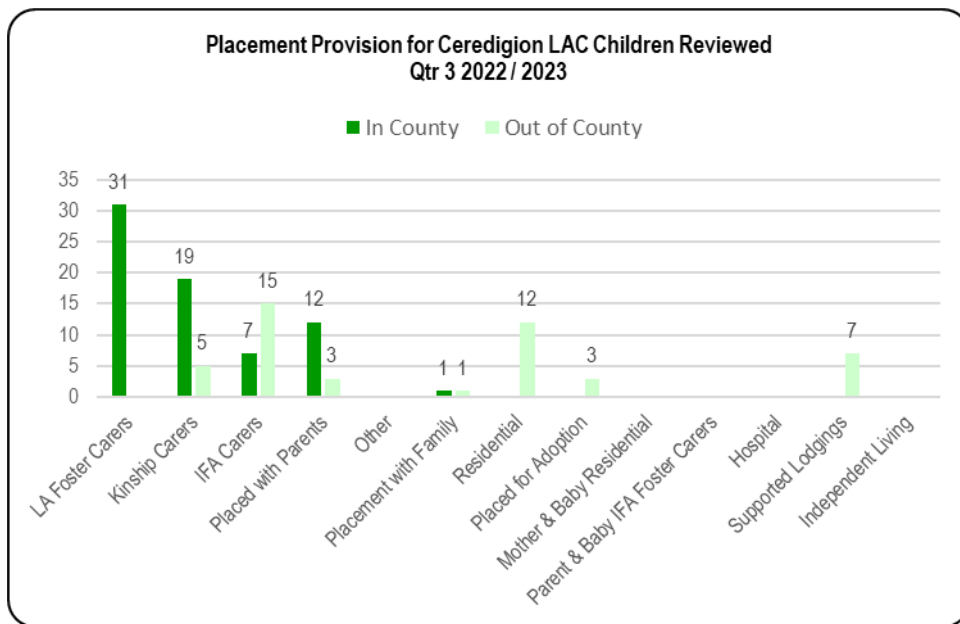


3. Age and Gender of the Children Reviewed in the Quarter:



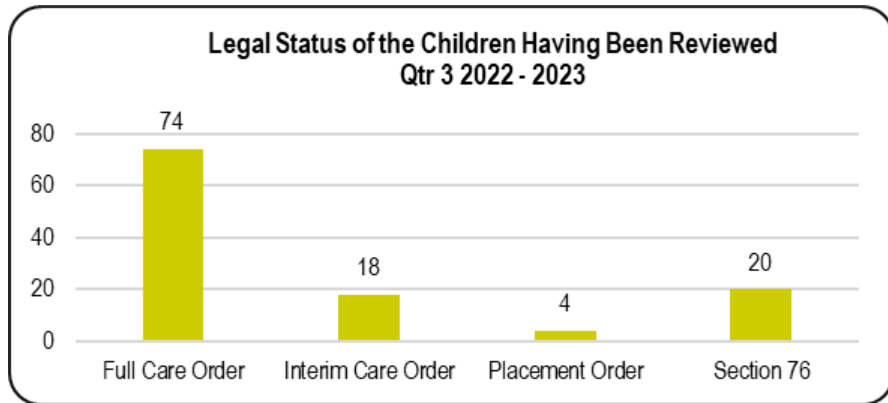
4. Nature of the Placement Provision of Children Reviewed in the Quarter:

Type of Placement	In County	Out of County	Total
LA Foster Carers	31		31
Kinship Carers	19	5	24
IFA Carers	7	15	22
Placed with Parents	12	3	15
Other			
Placement with Family	1	1	2
Residential	-	12	12
Adoption	-	3	3
Mother & Baby Residential			
Parent & Baby IFA Foster Carers			
Hospital			
Supported Lodgings		7	7
Independent Living			
	70	46	116



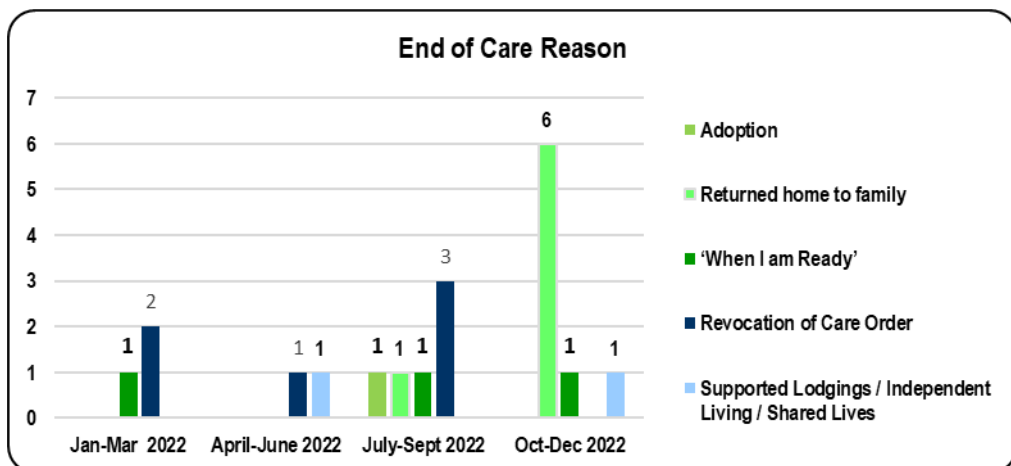
5. Legal Status of Children Reviewed in the Quarter:

Legal Status of the Children Having Been Reviewed	
Full Care Order	74
Interim Care Order	18
Placement Order	4
Section 76	20
Total	116



6. Reasons for End of Care of the Children Reviewed

Period	Number left care	End of Care Reason				
		Adoption	Returned home to family	'When I am Ready'	Revocation of Care Order	Supported Lodgings / Independent Living/Shared Lives
Oct – Dec 2022	8	0	6	1	0	1
July – Sept 2022	6	1	1	1	3	0
April – June 2022	2	0	0	0	1	1
Jan - Mar 2022	3	0	0	1	2	0
Total	19	1	7	3	6	2



7. Number and percentage of Looked After Children who have an allocated Social Worker.

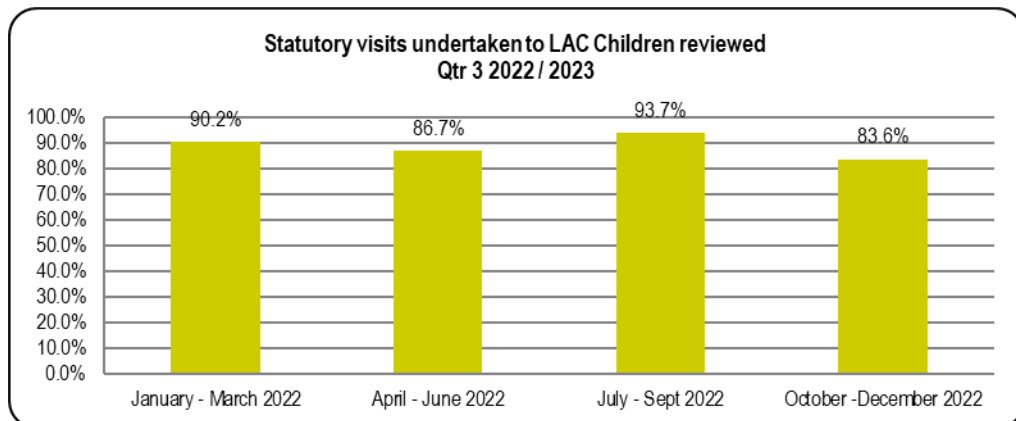
Target Set 100% - Target achieved 100.0%

- 116 (100.0%) LAC Reviews recorded that a qualified Social Worker was allocated and actively involved with the child.

8. Number and percentage of statutory visits undertaken to Looked After Children reviewed within the required timescales.

Target Set 100% - Target achieved 83.6%

- 97 (83.6%) Looked After Children received Social Worker visits in accordance with the statutory requirements.
- 19 (16.4%) Looked After Children did not receive Social Worker visits in accordance with the statutory requirements.

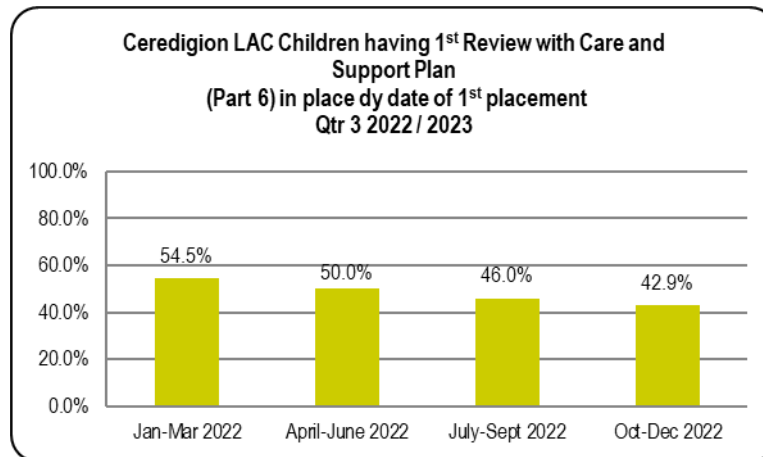


Comment: The staffing capacity within teams has an impact on statutory visits being undertaken and / or updated on the database.

9. Number and Percentage of Care and Support Plans (Part 6) in place at the date of the first placement and of up-to-date plans available for the Review.

Target Set 100% - Target achieved 42.9%

- There were 14 Children that became Looked After during this quarter; 6 (42.9%) Review meetings recorded that the child / young person had a Care and Support Plan (Part 6) in place by the date of his/her placement. The Care and Support Plan (Part 6) wasn't in place by date of placement for the other 8 children / young persons.



- The IRO identified that updates were required to the Care and Support Plan records (Part 6) of 29 children. It was identified that the updating of the Care and Support Plan was still outstanding for 19 children/young persons.

10. Number and percentage of Looked After Children who have a Permanency Plan by the second review if a return home has not been planned.

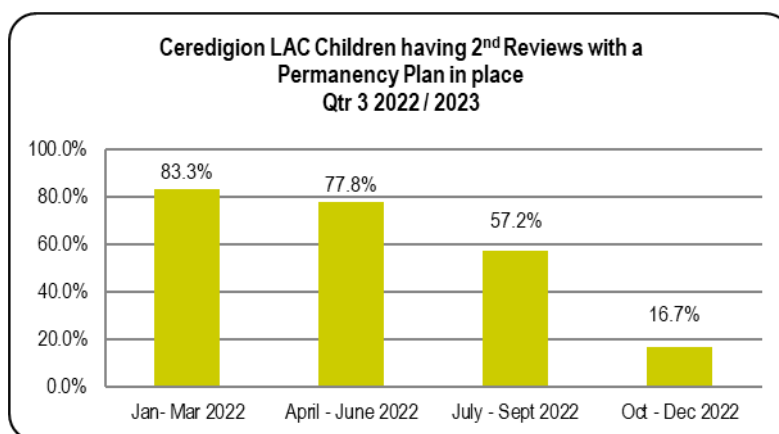
Target Set 100% - Target achieved 16.7%

- There were 12 second reviews during this quarter, 2 reviews (16.7%) recorded that a Permanency Plan had been agreed. This compares to 57.2% in the previous quarter.
- There were concerns recorded by the IRO in 20 (17.2%) reviews in this period regarding the progress of the Placement / Care and Support Plan / Permanency Plan.

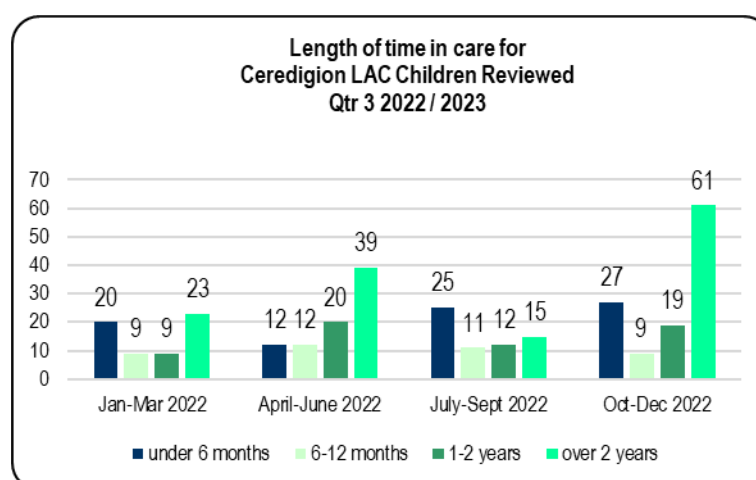
The nature of the concerns were as follows: -

- For 1 young person it was noted that there was an ongoing Court Process.
- 1 young person reviewed twice in the period, it was recorded that plans for adoption by previous long term foster carer fell through due to issues in the placement and thereafter placement moves, (drift had occurred in that adoption process) and IRO now wishing to reduce further drift in confirming a new plan and taking the matter back to court.
- Ongoing Court Process and Special Guardianship Order Assessment was recognised as a delay for 1 young person.
- 1 Young person was reviewed twice in the period and drift was identified at both reviews in that the young person was in an unregulated placement.
- For a further young person spending time between parents mid-week and weekends; there was a delay in discussion and assessment regarding possible revocation of the Care Order.
- It was identified that no Plan for Permanence had been discussed for a sibling group of 3 children.

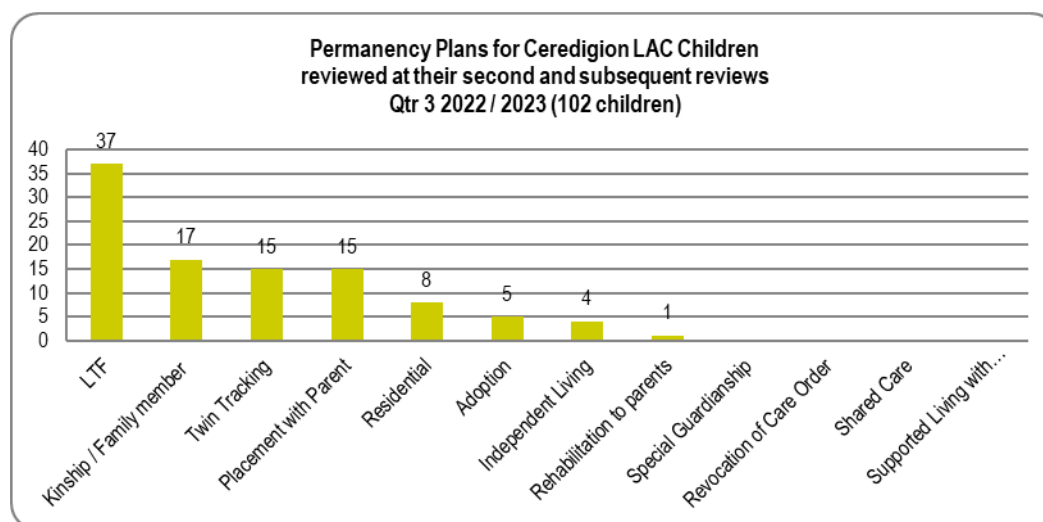
- A delay in an Adoption match / decision being made was a concern in drift for 1 young person; with a delay in Information regarding supporting Application for change in Legal Status recorded for another young person.
- The Plan was a long-term foster placement for 1 young person however this was unclear as young person was in a residential placement and parent might need to be reassessed to care for young person.
- The fact that the young person was not attending college and other concerns were highlighted for 1 young person; whilst for another young person there was drift in identifying a “long term” placement; with the young person aware that current placement was not long-term and struggling to settle and raised it with the IRO as had been in this situation for over a year.
- A Revocation of Care Order assessment was still not completed / nor application made to Court for revocation for 1 young person.
- For a sibling group of 2 there was a delay in the sibling assessment with 1 sibling raising this as a concern whilst for a further sibling group of 2 continued concerns existed of toxic relationship between the parents and its emotional impact on the children with contact with 1 parent not taking place.



11. Length of Time in Care:



12: Nature of Permanency Plans:



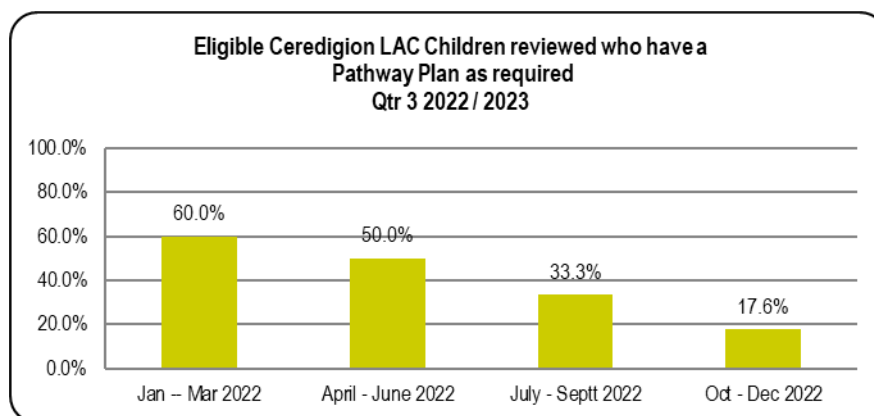
13. Number and percentage of Looked After Children receiving Short Break Care away from Main Carers

- 9 (7.8%) LAC Reviews noted that the child / young person was receiving short break care away from their main carer; 1 of these LAC Reviews reported that the respite placement wasn't meeting the young person's needs due to the fact that a new permanent placement was required for the young person.

14. Number and percentage of eligible young people who have a Pathway Plan as required.

Target set: 100% Target Achieved 17.6%

- 3 (17.6%) Young People's reviews recorded that there was a Pathway Plan in place and were allocated a Personal Advisor.
- 14 (82.4%) Reviews recorded that the young person did not have a Pathway Plan in place.
- 13 of the above reviews noted that the young persons were allocated a Personal Advisor; with a further 3 reviews recording that a Personal Advisor had already been allocated.



15 Number and percentage of Looked After Children (of appropriate age and level of understanding) who understand the reasons for them being looked after.

Target Set 100% -Target achieved 95.3%

- The data for this performance indicator relates to 86 children / young persons as 30 children / young persons were not considered to be of an appropriate age and level of understanding to comprehend the reasons for being looked after.
- 82 (95.3%) Of this group showed some level of understanding about why they were cared for away from their families, which compares to 97.3% in the previous quarter.
- 4 (4.7%) Reviews reported that it was unclear as to whether the child / young person understood the reasons for them being looked after.

16. Number and percentage of Looked After Children (of appropriate age and level of understanding) understand their Care and Support Plan.

The data for this performance indicator relates to 85 children / young persons as 31 children / young persons were not considered to be of an appropriate age and level of understanding and were therefore not included in the figures.

- 73 (85.9%) of this group showed a level of understanding as to the nature of their Care and Support Plan (part 6).
- 12 (14.1%) Reviews recorded that this needed to be shared with the children / young persons.

17. **National Measure 33: Number and percentage of moves for Looked after Children.**

- 16 (13.8%) LAC Reviews reported that there was a change in a child's/young person's placement during this quarter; this compares to (19.0%) in the previous quarter.

The reasons for the changes in Placement were as follows:

- 1 Young person was removed from a long-term foster / adoption placement to IFA foster placement; whilst 1 other young person moved due to a breakdown in placement.
- A further young person moved from a foster care placement to live with a parent.
- For a sibling group of 2 children a planned move was made to an adoptive placement whilst a planned move from family members to a long-term foster placement was recorded for another sibling group of 3 children.
- A move from foster carers to family members took place for 1 young person.
- There was a planned move from foster carers to a long-term placement with family for a sibling group of 2.
- 1 Young person had a planned move from family members to a grandparent due to a safeguarding concern.
- A planned move took place for 1 person pending a further suitable secure placement being identified.
- 1 Young person moved from a short-term unregulated placement to a long-term residential placement which broke down, and then moved to a short-term placement with foster carers
- 1 Young person placed with family had a respite placement which was extended to a short-term placement to allow for a new permanent placement to be identified.
- Following coming into care for a planned short break, 1 young person had a placement move as a longer period of accommodation was necessitated due to safeguarding concerns.

18 **Number and percentage of placement plans (including education and health provision) that are assessed as meeting the needs of Looked after Children.**

Target Set 100% - Target achieved 94.8%

- 110 (94.8%) Placement/care and support plans were recorded as meeting the needs of the children / young people, which compares to 92.1% in the previous quarter.
- 6 (5.2%) Reviews recorded that Placement/care and support plan wasn't meeting the needs of the child / young person. The reasons recorded were: -
 - There were significant concerns about the emotional harm caused by the adoptive carers for 1 young person and the lack of collaborative working and avoidance of professionals
 - An education meeting had not been held to support entry into school for 1 young person and this was to be arranged following the Review.

- The young person is aware that the current placement is short term / temporary- while it is maintained it does meet all of young person's needs, young person is unable to settle completely knowing the plan is to move to another placement
- Delay in Health Assessment being completed due to out of county placement and young person on waiting list for college but no places available and no timescale for a place to become available.
- Concerns re placement 'containing' young person rather than providing structure and developing/ supporting the young person's complex needs.
- Young person going missing from the placement and being brought back by the police, foster carers can no longer support young person in this placement and an urgent search is underway for a new placement.

19. Number and percentage of Safeguarding Concerns identified for Looked After Children during this quarter

- 6 (5.2%) LAC Reviews identified safeguarding concerns for the young person; it was confirmed that the concerns were being addressed.

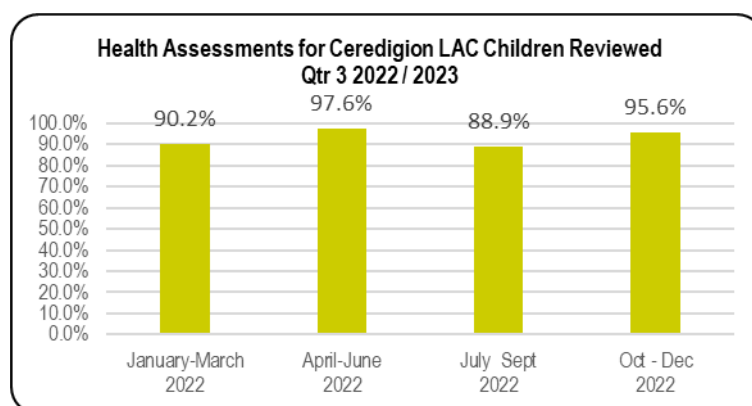
20. Number of Looked After Children's names on the Child Protection Register.

- 4 (3.4%) Reviews confirmed that the young person's name was included on the Child Protection Register.

21. Number and percentage of Looked After Children who received Health Assessments in accordance with statutory requirements

Target Set 100%- Target achieved 95.6%

- 109 (95.6%) Children/Young People Looked After had an up-to-date health assessment reported at their review, which compares to 88.9% in the previous quarter.
- 5 (4.4%) Children/Young People Looked After did not have an up-to-date health assessment at their review; for 2 of these young people the delay was due to a shortage of Health Visitors and for the other 3 young people the delay was due to young people being placed out of county; it was recorded for 1 of these young people that there was also a delay in informing agencies of the young person's LAC status. All these young people now have a health assessment in place.
- It was recorded at 2 reviews that the parent had refused a health assessment; these were therefore taken out of the equation.



22. The percentage of children registered with a dentist within 20 working days of becoming looked after

Target set: 100% Target Achieved 83.3%

Registered with a dentist

The data for registering a child / young person with a dentist within 20 days of becoming looked after relates to 12 children / young persons.

- 10 (83.3%) Reviews recorded that the child / young person was registered with a dental practitioner within 20 working days of the start of placement.
- 2 (16.7%) Review noted that the child / young person was yet to be registered with a dental practitioner.

Registered with a dentist

The data for this performance indicator relates to 102 Children / Young persons as 14 Children / Young persons having a first LAC Review were taken out of the above equation to coincide with National Measure requirements.

- 96 (94.1%) Children and young people were registered with a dentist. This compares to 86.0% in the previous quarter.
- 6 (5.9%) Children and young people needed to be registered with a dentist.

Comment: All of these children are placed out of county apart from 1 child who is 6 months old.

23. National Measure 30: Number and percentage of Looked After Children who have had their teeth checked by a dentist within 3 months of becoming Looked After.

Seen by a dentist

The data for being seen by a dentist within 3 months of becoming looked after relates to 11 children.

- 9 (81.8%) Reviews recorded that the child / young person had been seen by a registered dentist within 3 months of becoming LAC.
- 2 (18.2%) Reviews recorded that the child / young person had not been seen by a registered dentist within 3 months of becoming LAC.

Comment: Both these young people were placed out of county.

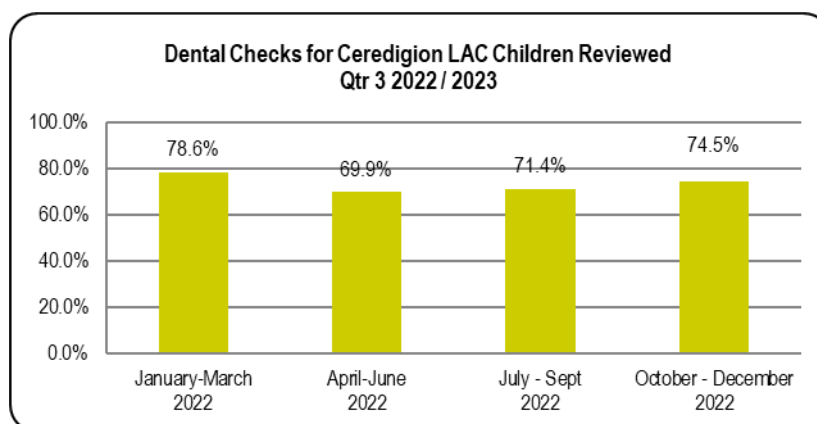
Seen by a dentist

Target Set 90% - Target achieved 74.5%

The data for this performance indicator relates to 98 Children / young persons as 18 Children / Young persons were under 2 years of age and / or having their first LAC Reviews and were taken out of the above equation to coincide with National Measures requirements.

- 73 (74.5%) Children and young people were recorded as having a dental check during the preceding 12 months, which compares to 71.4% in the previous quarter.

- 25 (25.5%) Children and young people were recorded as not having had dental checks.



24. National Measure 31: Percentage of children looked after who were registered with a GP within 10 working days of the start of their placement

- 29 (96.7%) Reviews recorded that the child was registered with a provider of general medical services within 10 working days of the start of placement.
- 1 (3.3%) Review reported that this action remained outstanding at the time of the review; however this action has now been completed and child registered with a GP local to their placement.

25. Number and percentage of children looked after who were registered with a GP

Target Set 100% - Target achieved 100.0%

- 116 (100.0%) Children and young people were registered with a GP, which is consistent with the previous quarter.
- 95 (86.4%) Children had their immunisations up to date.
- 15 (13.6%) Children were late in receiving their immunisations. 7 Of these young people are Unaccompanied Asylum-Seeking Children (UASC) and are offered an accelerated programme as there is incomplete previous immunisation history. Further clarity is required for a few young people who did not have immunisations in place.

6 Reviews were taken out of the equation as the parent / young person was refusing immunisation.

26. Number and percentage of Looked After Children assessed as requiring CAMHS services that are referred and receive an assessment /service.

Target: 50%

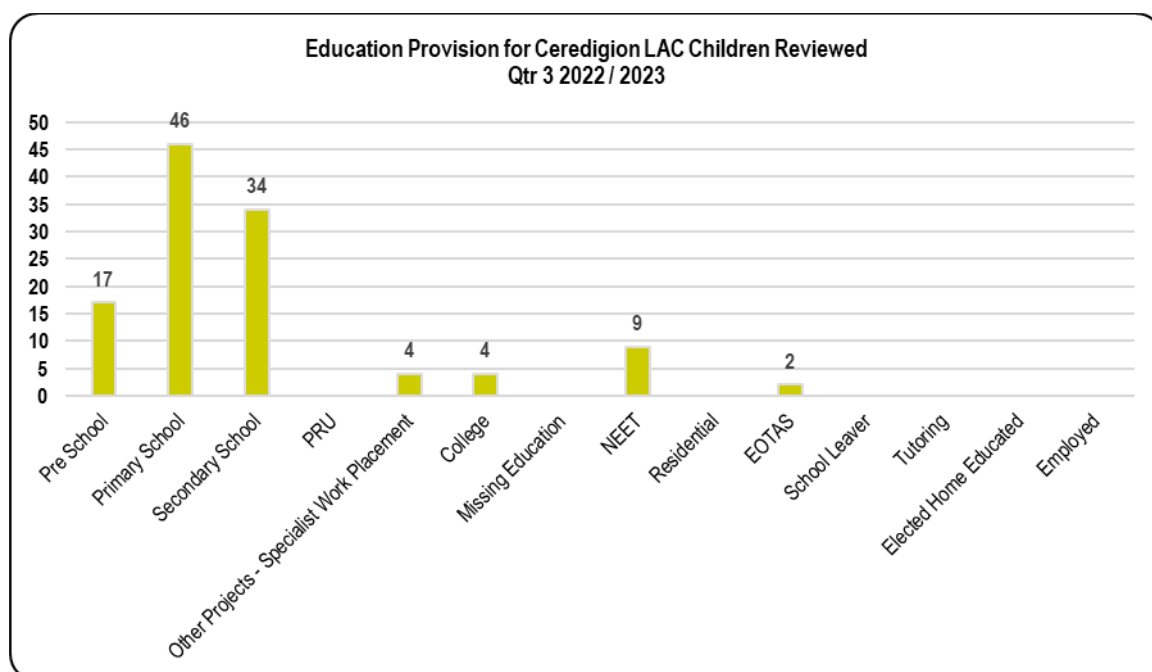
Actual Performance

- 5 (4.3%) LAC Reviews recorded that a child/young person had been referred to CAMHS, it was confirmed at 4 Reviews that the referral had been accepted for the child/young person.
- 97 (83.6%) LAC Reviews recorded that children/young people's mental/emotional health had been considered during the Health Assessment and/or during discussions in the meeting.
- 19 (16.4%) Reviews recorded that the mental health issues had not been considered. 3 Of these reviews were for babies.

27. Nature of Education Provision:

During this quarter the children and young people reviewed were in the following educational provision.

Education Provision	
Pre-school children	17
Primary school pupils	46
Secondary school pupil	34
PRU	
Other Projects-Specialist Work Placement	4
College	4
NEET	9
EOTAS	2
Missing Education	
Residential	
School Leaver	
Tutoring	
Elected Home Educated	
Employed	
Total	116



28. Number and percentage of Looked After Children of school age who had a Personal Education Plan within 20 school days of entering care or joining a new school.

Target Set 70% - Target achieved 95.9%

The data for this performance indicator relates to 74 children / young persons who were of compulsory school age and therefore eligible for a Personal Education Plan.

- 72 (97.3%) Children and young people of statutory school age had an up-to-date Personal Education Plan.
 - 20 (90.9%) Reviews recorded that the PEP had been completed within 20 school days of becoming Looked After or 20 school days of a change in school as required.
 - 52 (100.0%) Reviews recorded that the young person had an up-to-date Personal Education Plan.
 - 2 (2.7%) Reviews recorded that the PEP had not been completed within timescales; but were subsequently completed.

- 18 (96.1%) Children and young people attending school/college were identified as having a recognised highest additional learning need.

- 31 (38.3%) Reviews deemed that the children / young persons attending school/college were underachieving educationally. All 31 (100.0%) Reviews recorded that the young people were receiving support.

- 12 (92.3%) Reviews identified that the educational provision had been put in place at the start of the placement
- 1 (7.7%) Review recorded that the educational provision was not in place at start of placement.

- 1 (1.4%) Review identified that there had been a period whereby the child / young person had been out of education awaiting a school placement

29. National Measure 32: Percentage of Looked After Children who have changed schools and outside of transitional arrangements

Target Set 0% - Target achieved 9.5%

- 7 (9.5%) Reviews recorded a change of school which was not transitional, which compares to 5.3% in the previous quarter.

30. Number and percentage of Looked After Children who were excluded from school

Target Set 12% fixed term exclusion –Target achieved 0.0%

Target Set 1% permanent exclusion – Target achieved 0.0%

- 0 (0.0%) Review reported that the young person had been excluded on a fixed term basis during the review period. This is consistent with the previous quarter.
- 0 (0.0%) Reviews reported that the young person had been excluded from school permanently, which is consistent with the previous quarter.

There were exclusions during this quarter: -
6 sessions, total of 3 days

SECTION THREE

CONSULTATION AND PARTICIPATION

1. Local Performance Indicator: Number and percentage of Looked After Children of age and understanding consulted by the Social Worker or attended their review

Target Set 100% – Target achieved 100.0%

The data for this performance indicator relates to 88 reviews as 28 reviews recorded that the children / young persons were not of an age and level of understanding to be included in the consultation process although 2 of these children / young people were present at their review.

- All 88 (100.0%) Reviews recorded that consultation had taken place

Breakdown of consultation

38 Children / young people attended their review via Teams.

50 Children / young people completed consultation papers spoke with IRO or/and had their views represented by professionals, parents, carers or advocates.

- The IRO had direct contact with 9 child / young person during the review period outside of the review meeting.

2 Local Performance Indicator: Number and percentage of Children who were aware of their right for an Advocacy Service / Independent Visitor Scheme

Target Set 100% - Target achieved 92.5%

The data for this performance indicator relates to 94 reviews as 22 reviews recorded that the children / young people reviewed were not of an age and understanding to be informed about their right for Advocacy / Independent Visitor Scheme and were therefore taken out of the equation.

- 87 (92.5%) Children / young persons were informed of their right for an Advocacy / Independent Visitor Scheme.

During the period of COVID 19 restriction, the advocacy service would be invited to all LAC reviews which were taken place virtually and the advocates would attend the meetings. However, during this quarter, due to restrictions being lifted, the advocacy service is now able to undertake more face-to-face visits to children/young people and so they are not always able to attend all LAC Reviews. However, where it is deemed appropriate for them to do so, they will attend.

3 Local Performance Indicator: Number and percentage of Children informed about the Complaints Procedure

Target Set 100% - Target achieved 97.3%

The data for this performance indicator relates to 73 reviews as 43 reviews recorded that the children / young people were not of the age / level of understanding and were therefore taken out of this equation.

- 71 (97.3%) Children / young people knew about the complaints process, which compares to 100% in the previous quarter.
- 2 (2.7%) Reviews recorded that the IRO was unclear/unaware if the child / young person knew about the complaints process.

4 Local Performance Indicator: Number and percentage of Parents consulted by the Social Worker before the review or who attended the review

Target Set 80% - Target achieved 100.0%

The data for this performance indicator relates to 101 reviews as 15 reviews recorded that the parents were not involved in the statutory review process and these were therefore taken out of the above equation.

- All 101 (100.0%) Parents completed consultation papers or met with / spoke with the IRO prior and / or after the review or / and attended the review themselves or / and had their views represented by a professional.

Breakdown of consultation

Consultation Papers were sent to all 101 reviews.

54 Reviews confirmed that the parents were present; or spoke to the IRO by phone prior and/or after the review.

5 Local Performance Indicator: Number and percentage of Foster Carers consulted by the social worker or attends the Child's Review

Target Set 100% - Target achieved 100.0%

The data for this performance indicator relates to 101 reviews as 15 reviews recorded that the child was placed with a parent or living independently, these reviews were therefore taken out of the equation.

- 101 (100.0%) Foster Carers completed consultation papers or / and attended the reviews during this period.

6 Local Performance Indicator: Number and percentage of Health Representative attending the Review or Sending a Report

Target Set 100% - Target achieved 81.9%

- 95 (81.9%) Reviews confirmed that information regarding health was available for the meeting.
- 21 (18.1%) Reviews reported that there was no health information at the meeting.

Comment: When the young person is placed out of area the health invite needs to be sent to the host health team, we continue to try and improve the information received.

7. Local Performance Indicator: Number and percentage of a School Representatives attending a Review or Sending a Report

Target Set 100% - Target achieved 93.7%

- 74 (93.7%) LAC Reviews had a school representative attend or provided a written report, which compares to 90.5% in the previous quarter.

8. Local performance Indicator: Number and percentage of LAC Review Documents completed by the Social Worker prior to the review

Target Set 100% - Target achieved 69.8%

- 81 (69.8%) LAC Reviews confirmed that the LAC Review document had been completed by the Social Worker prior to the review, this compares to 68.3% in the previous quarter.
- 35 (30.2%) LAC Reviews confirmed that the LAC Review document had not been completed by the Social Worker prior to the review.

Comment: The staffing capacity has had an impact on documentations being completed by social workers prior to reviews in this quarter.

**SECTION FOUR:
ISSUE RESOLUTION PROTOCOL**

The Issue Resolution Protocol was not initiated during this period for any child by the IRO.

5 Mid-Point reviews took place during this period and where needed IRO were bringing reviews forward when there were concerns.

SECTION FIVE

EVALUATION

This information was unavailable for this quarter

SECTION SIX

PATHWAY PLANNING

For over 16 years old and not LAC / over 18 year old care leavers

17 Pathway Plan Reviews were held during the quarter.

- 1 Performance Indicator: Percentage of Pathway Plan Review held within timescales**

 - 12 (70.6%) Pathway Plan Reviews were held within timescales, which compares to 72.7% in the previous quarter.
 - 5 (29.4%) Pathway Plan Reviews were held out of timescales. The reasons recorded were as follows: -
 - 2 Reviews were rearranged due to young person's availability.
 - 3 Further reviews were delayed allowing attendance of professionals.

- 2 Performance Indicator: Percentage of Young Persons with allocated Personal Advisor / Social Worker**

 - It was identified at all 17 (100%) reviews that all the young persons had an allocated Social Worker or/and Personal Advisor.

- 3 Performance Indicator: Percentage of Pathway Plan Review Record Completed for the Meeting**

 - The Review Record had been completed for 13 (76.5%) Pathway Plan Reviews, which compares to 69.7% in the previous quarter.
 - 4 (23.5%) Reviews reported that the Review Record had not been completed at the time of the review.

- 4 Performance indicator: Percentage of Young People Consulted for the Review Meeting**

 - 14 (82.4%) Reviews confirmed that the young person had his / her views represented at the review or / and attended the review.

- 5 Performance indicator: Percentage of Young People attending their Review Meeting**

 - 5 (29.4%) Reviews recorded that the young person attended their review.

- 12 (70.6%) Reviews recorded that the young persons had not attended their review.

6 Performance Indicator: Percentage of Pathway Plan meeting young person's needs

- 15 (88.2%) Reviews confirmed that the Pathway Plan was meeting the young person's needs.
- 2 (11.8%) Reviews reported that the Pathway Plan wasn't meeting the young persons' needs; the reasons recorded were as follows: -
 - 1 Young person was unhappy due to conflict and tension between the young person and the carers.
 - For another young person there was concern due to the fact the young person wasn't at the placement and not engaging with services offered.

7 Performance Indicator: Percentage of Pathway Plans updated prior to Leaving Care/18th Birthday

- None of the young persons reviewed had left care during their review period.

8 Evaluation This information was unavailable for this quarter

SECTION SEVEN

REGULAR SHORT BREAK CARE

There were no Regular Short Break Care Review held during the quarter.

Cyngor Sir CEREDIGION County Council

Report to: Cabinet

Date: 2 May 2023

Time: 10:00am

Title: Recommendation from the Healthier Communities Overview and Scrutiny Committee in relation to its meeting held on the 13th of April 2023, to consider the Independent Reviewing Service Performance Management Reports Quarter 3, 2022-2023

BACKGROUND:

At its 13th April 2023 Committee meeting, the Healthier Communities Overview and Scrutiny Committee considered the Independent Reviewing Service report, quarter 3, 2022-2023 so as to monitor the progress of Looked After Children through Independent Reviewing Officers scrutiny of their plans and placements during the third quarter, 2022/2023 period. The information contributes to Members fulfilling their roles as Corporate Parents.

Committee Members expressed their appreciation to the Officers for their continued hard work and asked that the message is relayed to all Staff within this Service area.

RECOMMENDATION:

Following discussion, Committee Members recommend that Cabinet:

- note the contents of the report and the levels of activity within the Local Authority.

Councillor Caryl Roberts
Chairman of the Healthier Communities Overview and Scrutiny Committee