

Cyngor Sir CEREDIGION County Council

REPORT TO: Healthier Communities Overview and Scrutiny

DATE: 27 October 2022

LOCATION: Council Chamber, Penmorfa

TITLE: Porth Cynnal Specialist Services (Children & Adults)

**INDEPENDENT REVIEWING SERVICE PERFORMANCE
MANAGEMENT REPORT
QTR 4 2021 - 2022**

PURPOSE OF REPORT: To monitor the progress of Looked After Children through Independent Reviewing Officers scrutiny of their plans and placements during the fourth quarter of 2021/2022. This information contributes to Members fulfilling their roles as Corporate Parents.

REASON SCRUTINY HAVE REQUESTED THE INFORMATION: To ensure that the Local Authority and Members can fulfill their duties as Corporate Parents

BACKGROUND:

Attached is the Independent Reviewing Service Report Quarter 4 2021/2022.

Quarterly reports are taken to the Healthier Communities Overview and Scrutiny Committee as part of an ongoing examination of the topic to ensure that the Local Authority fulfills its duties as the Corporate Parent.

This report includes national and local standards and targets used to measure outcomes for looked after children and care leavers at the time of their review meeting and includes Welsh Government Performance Indicators.

On the basis of the information available and the views expressed during the review meeting, the IRO makes a professional judgement about the effectiveness of a child/young person's care plan in meeting their needs and may recommend changes to the care plan.

During the review meeting the IRO considers whether the child/young person requires assistance to identify relevant other people to obtain legal advice/take proceedings on their behalf. This action was not deemed necessary by the IRO for any child in the period.

In addition, the IRO has regard as to whether the child/young person's human rights are being breached in any way and, if so, might make a referral to CAFCASS Cymru. This action was not required at any of the review meetings in the period.

These reports are considered within Multi Agency LAC Quality Assurance Meetings which meet on a quarterly basis; these meetings provide an opportunity to identify and act upon performance and other issues in relation to this area of work.

These reports are also circulated and reviewed by Local Authority's Corporate Parenting Group which is Chaired by Cllr Alun Williams, Cabinet Member for Children Services and Culture these meetings take place on a quarterly basis.

SUMMARY OF KEY POINTS;

- At the end of this Quarter, as of March 30th 2022; there were 100 children being looked after by the Local Authority. This is an increase of 3 in the number of children being looked after. At the end of Q3, there were 97 children being looked after.
- 61 children were reviewed in this quarter compared to 72 in the previous quarter 90.2% were reviewed within the statutory timeframe.
- 3 children left care in this quarter compared to 7 in Quarter 3. 2 children had their Care Orders revoked and 1 went on to a When I'm Ready placement.
- The placement provision for the children Reviewed during this Quarter were 25 in Local Authority foster care, 8 placed with parents, 7 placed with family, 1 with IFA, 6 in Residential Care, 6 with kinship carers, 1 in an adoption placement and one in supported lodgings. 18 were out of county placements.
- Of the children reviewed in this quarter, 90.2% of children received a statutory visit. This was compared to 95.8% in Quarter 3.
- 28 of children reviewed were the subjects of a Full Care Order, 23 were of an Interim Care Order, 3 on a Placement Order and 7 were under the legal status of Section 76.
- 54% of the care and support plans were recorded as meeting the needs of the children/young people reviewed in this quarter.
 - Length of time in Care for Ceredigion Lac children reviewed in Quarter 4 – 20 under 6 months, 9 between 6 – 12months, 9 between 1 – 2 years, 23 over 2 years.
 - The number and percentage of placement plans (including education and health provision) that are assessed as meeting the needs of Looked after Children in Ceredigion are 98.4% in this Quarter.
 - The percentage of children (of sufficient understanding) who were involved in or consulted about their review, was 100%
 - The percentage of children who were made aware of their right for an advocacy service, was 100%
 - Number and percentage of Looked After Children of school age who had a Personal Education Plan within 20 school days of entering care or joining a new school during this quarter is 100%.
 - Number and percentage of Parents consulted by the Social Workers before the review or who attended the review was 100%.
- 27 (84.4%) Pathway Plan Reviews were held within timescales, which compares to 94.1% in the previous quarter.
- The percentage of Young Persons with allocated Personal Advisor / Social Worker was 100% during this Quarter.

- The Percentage of Young People Consulted for their Review Meeting during this Quarter was 96.9% (31 reviews) with 1 (3.1%) young person was recorded as refusing to engage with professionals.

Has an Integrated Impact Assessment been completed? If not, please state why No

Summary:

This report is provided on an ongoing basis and demonstrate the continuing work that is undertaken with Looked after Children in Ceredigion

WELLBEING OF FUTURE GENERATIONS:

- Long term:** Balancing short term need with long term planning for the future
- Integration:** Positively impacting on people, economy, environment and culture and trying to benefit all three
- Collaboration:** Working together with other partners to deliver
- Involvement:** Involving those with an interest and seeking their views; stakeholder engagement and consultation
- Prevention:** Putting resources into preventing problems occurring or getting worse

RECOMMENDATION (S):

To note the contents of the report and the levels of activity with the Local Authority.

REASON FOR RECOMMENDATION (S):

So that governance of the Local Authority activity and its partner agencies for Looked After Children are monitored

Contact Name: **Siân Howys**

Designation: **Corporate Lead Officer: (Children & Families)**

Date of Report: 9 June 2022

Acronyms:
 IRO - Independent Reviewing Officer
 LAC - Looked After Children
 CAF/CASS - The Children and Family Court Advisory and Support Service
 APR - Action and Progress Records
 PEP - Personal Education Plan
 PI - Performance Indicators
 CAMHS - Child and Adolescent Mental Health Services
 NEET - Not in Education, Employment or Training
 PRU - Pupil Referral Unit

Cyngor Sir CEREDIGION County Council
Safeguarding Service

Independent Reviewing Service Performance Management Report

Quarter 4: 1st January 2022 – 31st March 2022



...yn gofalu i wneud gwahaniaeth
...taking care to make a difference

CONTENTS		
PAGE:		
SECTION ONE:	INTRODUCTION	3
SECTION TWO:	CARE PLANNING	4
SECTION THREE:	CONSULTATION & PARTICIPATION	20
SECTION FOUR:	ISSUE RESOLUTION PROTOCOL	23
SECTION FIVE:	EVALUATION	23
SECTION SIX:	PATHWAY PLAN	24
SECTION SEVEN:	SHORT BREAK CARE	26
SECTION EIGHT:	SHORT BREAKS	27
SECTION NINE:	FOSTER CARERS	28

SECTION ONE: INTRODUCTION

This report provides information collated by the Quality Assurance and Independent Reviewing Service in order to monitor performance and quality assure services to looked after children, care leavers, children in residential placements and those children who receive respite care and short breaks. The information is based on the monitoring forms completed by the Independent Reviewing Officers (IRO) following each review meeting within this quarter along with other performance information held by the Children and Families Service.

BENCHMARKING

This report includes national and local measures and targets used to measure outcomes for looked after children and care leavers at the time of their review meeting.

On the basis of the information available and the views expressed during the review meeting, the IRO makes a professional judgement about the effectiveness of a child/young person's care plan in meeting their needs and the IRO will highlight to managers any poor practice.

During the review meeting the IRO considers whether the child/young person requires assistance to identify relevant other people to obtain legal advice/take proceedings on their behalf. This action was not deemed necessary for any children/young persons in the period.

In addition, the IRO has regard as to whether the child/young person's human rights are being breached in any way and, if so, might make a referral to CAF/CASS Cymru. This action was not required at any of the review meetings in the period.

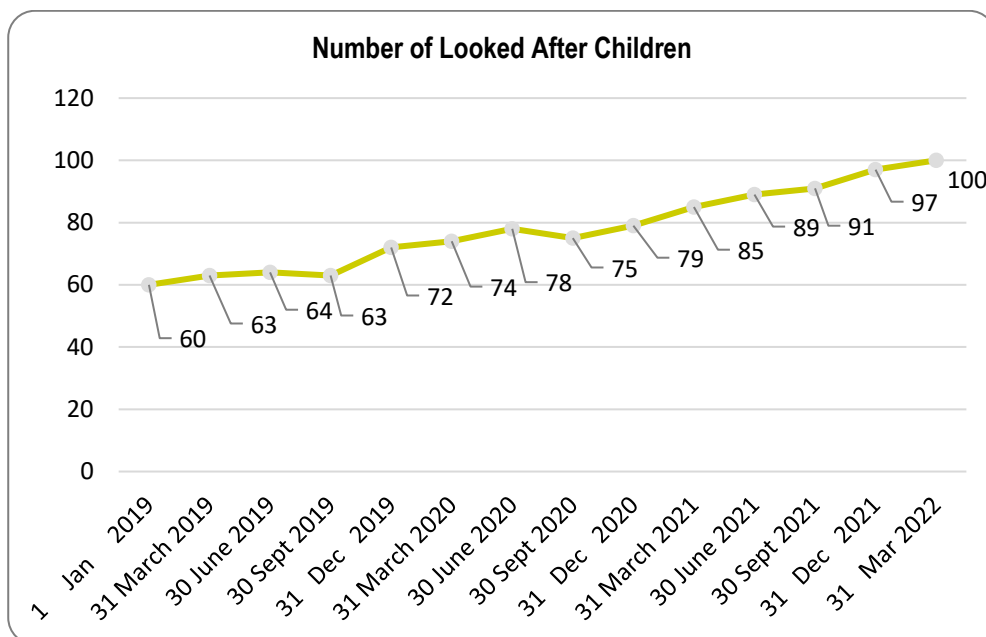
For any query or comment contact:

Elizabeth Upcott
Safeguarding Service
Penmorfa,
Aberaeron
SA46 0PA

SECTION TWO CARE PLANNING

1. Headline Figures for Q4:

The following table and chart provide the total number of Looked After Children data at the end of each quarter commencing with the most recent quarter.	
31 March 2022	100
31 December 2021	97
30 September 2021	91
30 June 2021	89
31 March 2021	85
31 December 2020	79
30 September 2020	75
30 June 2020	78
31 March 2020	74
31 December 2019	72
30 September 2019	63
30 June 2019	64
31 March 2019	63
1 January 2019	60



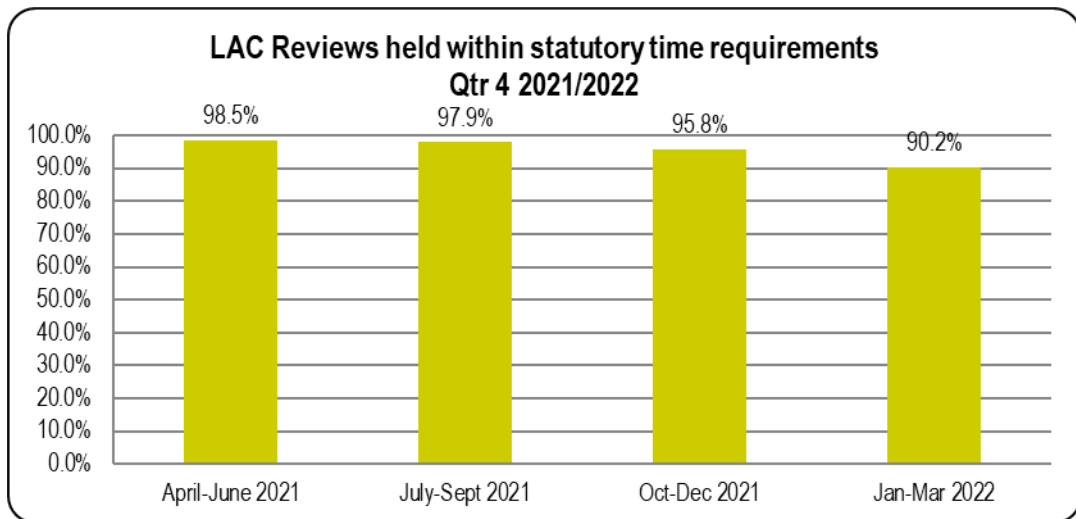
2. Number and percentage of Looked After Children Reviews undertaken within the statutory time requirement.

Target Set 100% - Target achieved 90.2%

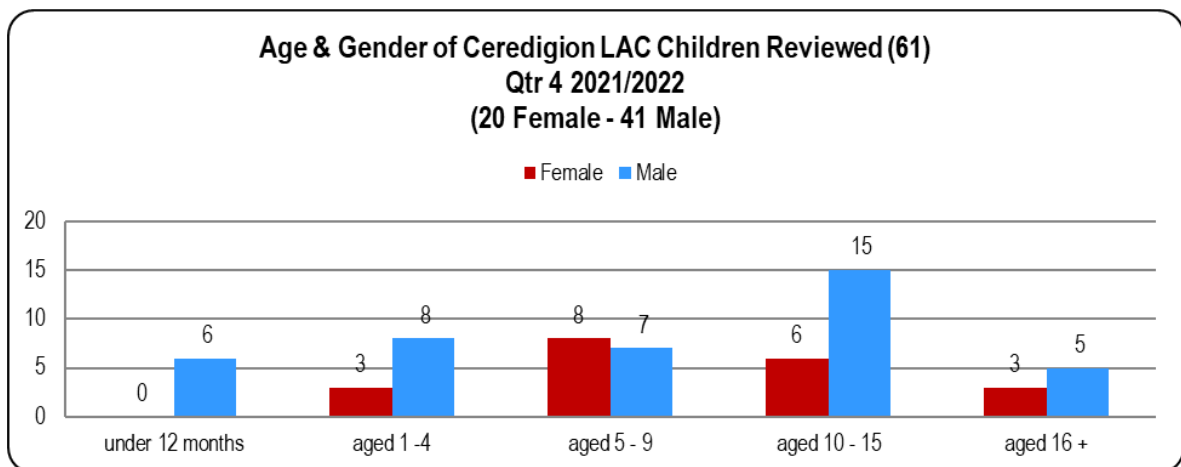
61 Children were reviewed within the Quarter.

- 55 (90.2%) LAC Review Meetings were undertaken within the statutory requirements.
- 6 (9.8%) LAC Review Meetings were held out of statutory requirements; the reasons recorded were as follows: -
 - A sibling group of 3 children’s Review was postponed due to children’s situation at the time of scheduled review.
 - There was delay in notifying that a sibling group of 3 children had become Looked After.

	Jan-Mar 2022	Oct-Dec 2021	July-Sept 2021	April-June 2021	Jan-Mar 2021
Number of children reviewed in the quarter	61	72	48	67	58
Number of reviews held in timescale	55	69	47	66	52
Number of reviews held out of timescales	6	3	1	1	6

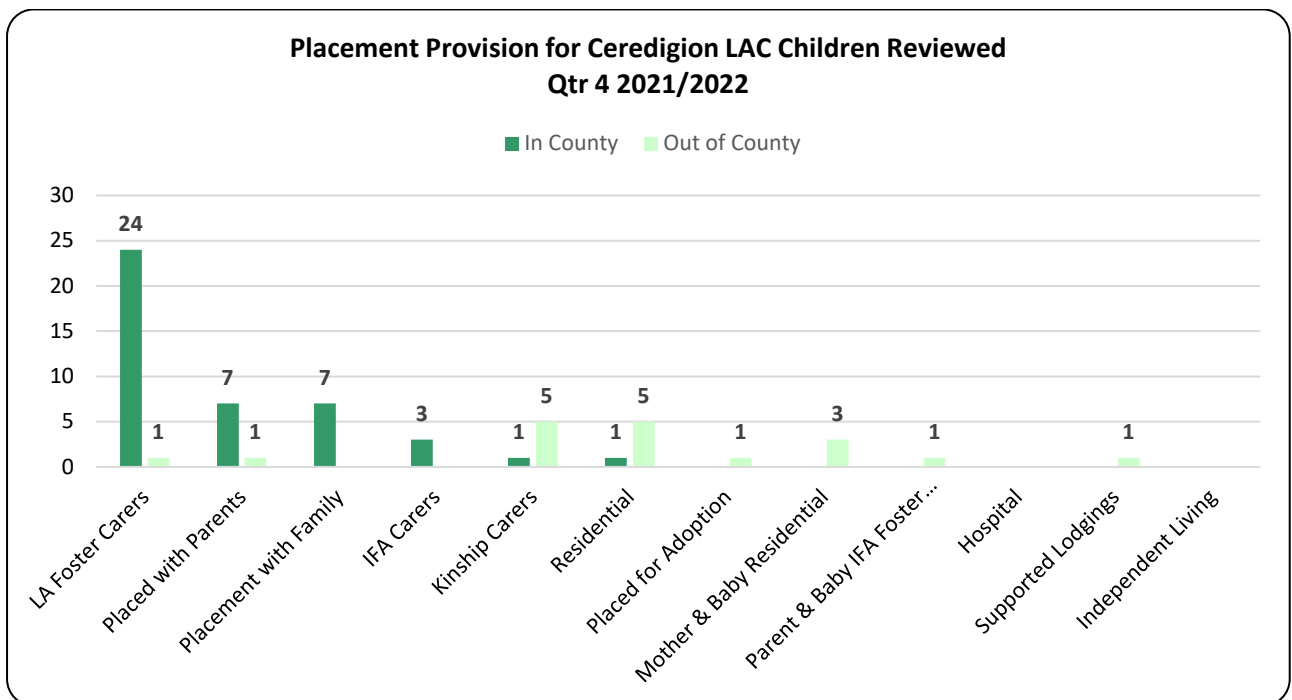


3. Age and Gender of the Children Reviewed in the Quarter:



4. Nature of the Placement Provision of Children Reviewed in the Quarter:

Type of Placement	In County	Out of County	Total
LA Foster Carers	24	1	25
Placed with Parents	7	1	8
Placement with Family	7	-	7
IFA Carers	3	-	3
Kinship Carers	1	5	6
Residential	1	5	6
Adoption	-	1	1
Mother & Baby Residential	-	3	3
Parent & Baby IFA Foster Carers	-	1	1
Hospital	-	-	-
Supported Lodgings	-	1	1
Independent Living	-	-	-
	43	18	61



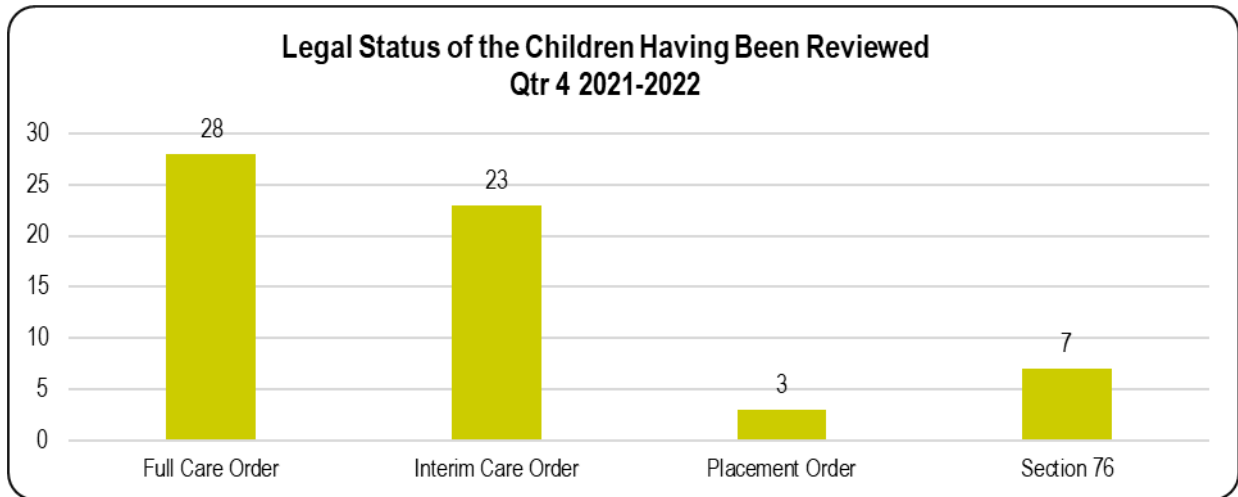
58 Young people were placed with carers who spoke their own language

2 Reviews recorded that the children (same child reviewed twice in period) were placed with an English Carer, child was from a Welsh & English speaking Family.

1 Review noted that the young person was an unaccompanied child and placed in a care setting which did not meet their first language needs. There was a translator in the review to enable the young person to participate accordingly.

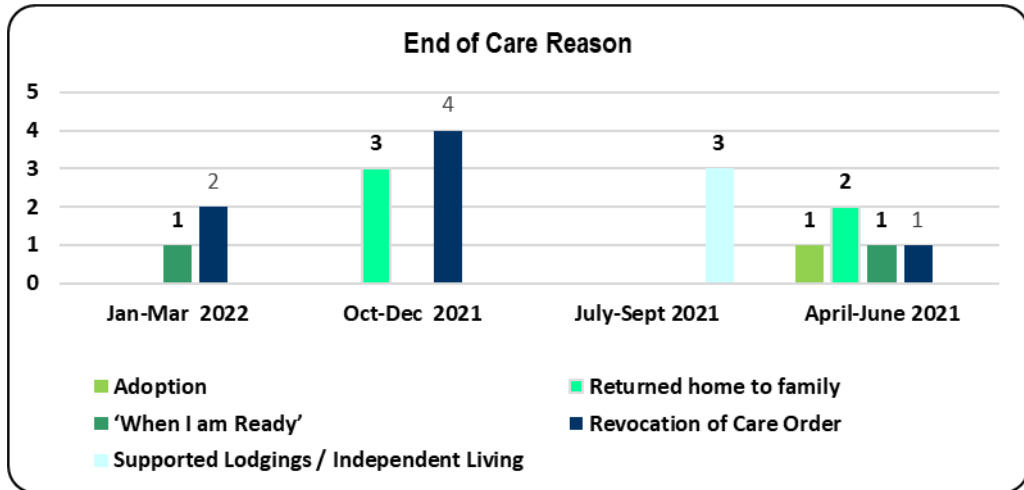
5. Legal Status of Children Reviewed in the Quarter:

Legal Status of the Children Having Been Reviewed	
Full Care Order	28
Interim Care Order	23
Placement Order	3
Section 76	7
Total	61



6. Reasons for End of Care of the Children Reviewed

Period	Number left care	End of Care - Reason				
		Adoption	Returned home to family	'When I am Ready'	Revocation of Care Order	Supported Lodgings / Independent Living
Jan - Mar 2022	3	0	0	1	2	0
Oct - Dec 2021	7	0	3	0	4	0
July - Sept 2021	3	0	0	0	0	3
April - June 2021	5	1	2	1	1	-
Total	18	1	5	2	7	3



7. Number and percentage of Looked After Children who have an allocated Social Worker.

Target Set 100% - Target achieved 100.0%

- 61 (100.0%) LAC Reviews recorded that a qualified Social Worker was allocated and actively involved with the child.

8. Number and percentage of statutory visits undertaken to Looked After Children reviewed within the required timescales.

Target Set 100% - Target achieved 90.2%

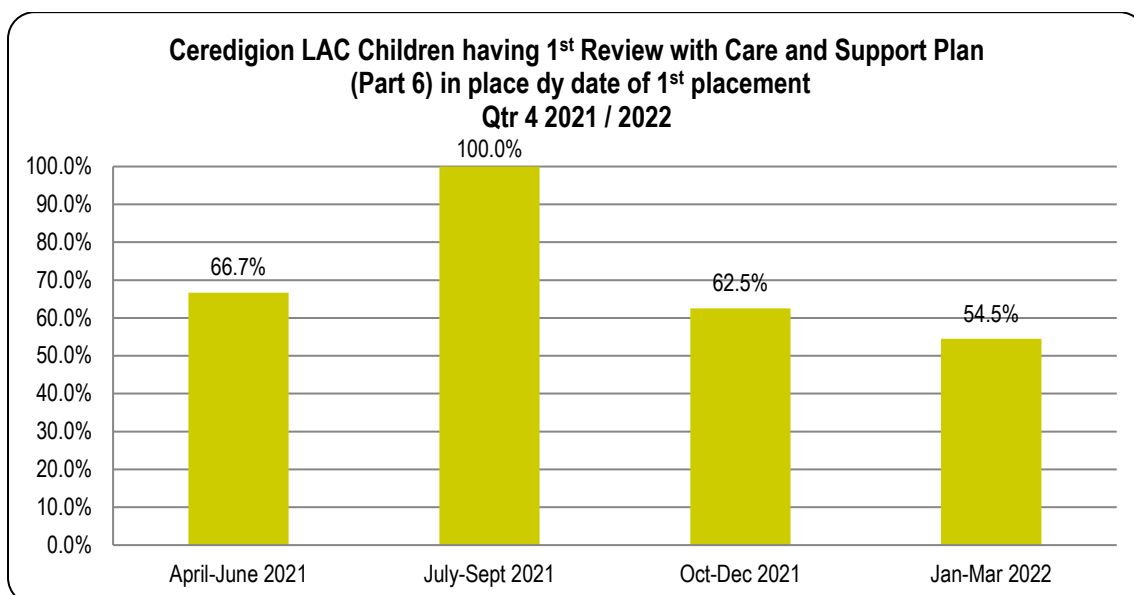
- 55 (90.2%) Looked After Children received Social Worker visits in accordance with the statutory requirements.
- 6 (9.8%) Looked After Children did not receive Social Worker visits in accordance with the statutory requirements.



9. Number and Percentage of Care and Support Plans (Part 6) in place at the date of the first placement and of up-to-date plans available for the Review.

Target Set 100% - Target achieved 54.5%

- There were 11 new LAC placements made during this quarter; 6 (54.5%) Review meetings recorded that the child / young person had a Care and Support Plan (Part 6) in place by the date of his/her placement. The Care and Support Plan (Part 6) wasn't in place by date of placement for the other 5 children / young persons, however, were recorded as being in place at the time of their review.



- The IRO identified that updates were required to the Care and Support Plan records (Part 6) of 3 children. It was identified that the Care and Support Plan was updated for all 3 children/young persons.

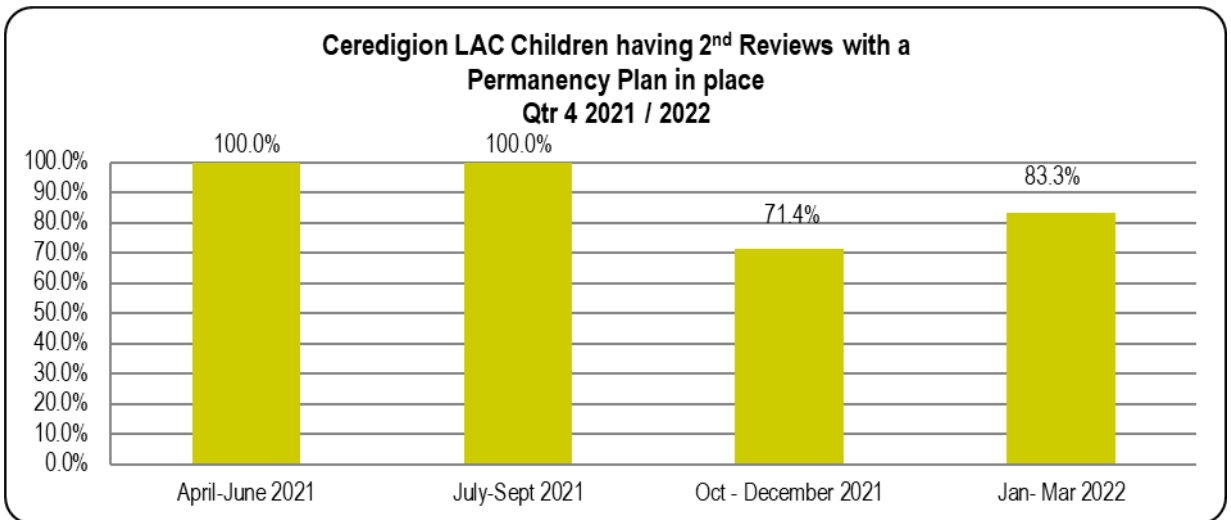
10. Number and percentage of Looked After Children who have a Permanency Plan by the second review if a return home has not been planned.

Target Set 100% - Target achieved 83.3%

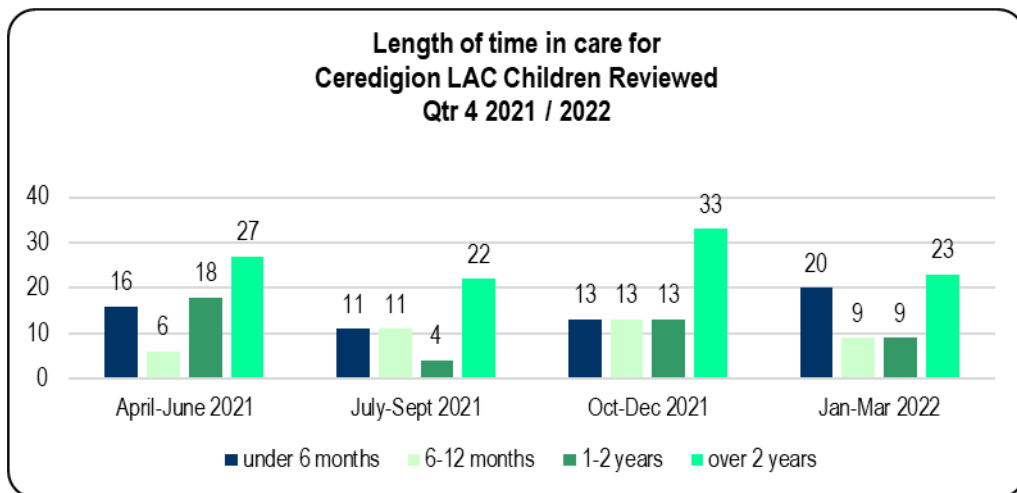
- There were 6 second reviews during this quarter, 5 reviews (83.3%) recorded that a Permanency Plan had been agreed. This compares to 71.4% in the previous quarter.
- There were concerns recorded by the IRO in 7 (11.5%) reviews in this period regarding the progress of the Placement / Care and Support Plan / Permanency Plan.

The nature of the concerns was as follows: -

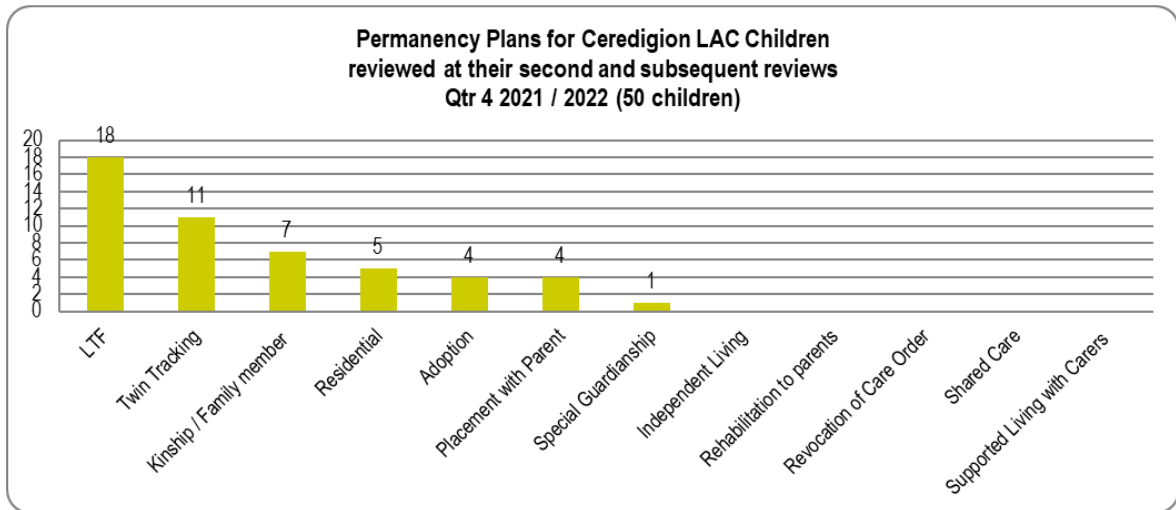
- 2 Reviews for a sibling group reported that there was uncertainty regarding the placement.
- At 1 Review there was concern that there was a long delay in assessments being undertaken to secure a long-term option (either Special Guardianship Order or long-term fostering)
- At 2 Reviews for a sibling group, concerns were raised regarding long delay in sibling assessment.
- For 1 other Review it was due to concerns that temporary accommodation had now become a long-term arrangement and young person seemed to have disengaged.
- There were concerns regarding the risky behaviour of 1 young person especially with placement being a long way from Ceredigion with young person wanting to be closer. However, on the positive, there was very close working between professionals in the area that the young person was placed in working with him/her.



11. Length of Time in Care:



12: Nature of Permanency Plans:



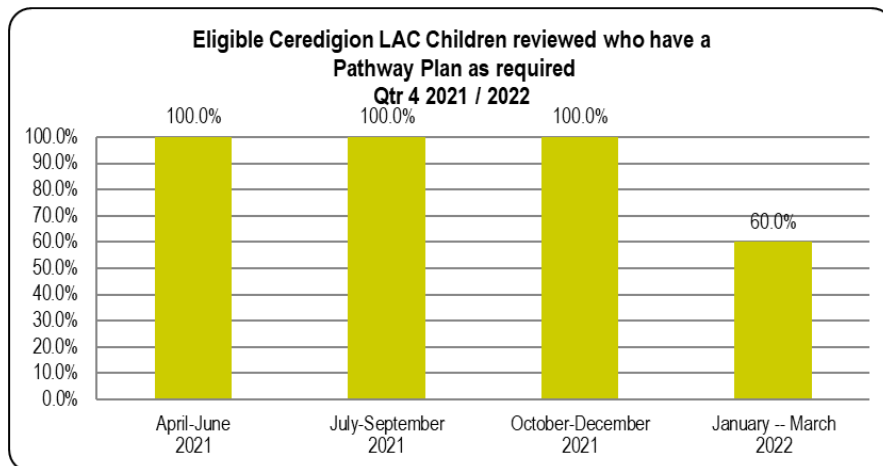
13. Number and percentage of Looked After Children receiving Short Break Care away from Main Carers

- 3 (4.9%) LAC Reviews noted that the child / young person was receiving short break care away from their main carer.

14. Number and percentage of eligible young people who have a Pathway Plan as required.

Target set: 100% Target Achieved 60.0%

- 3 (60.0%) Young People recorded that there was a Pathway Plan in place and were allocated a Personal Advisor.
- 2 (40%) Reviews recorded that the young person did not have a Pathway Plan in place, however one of these young people was allocated a Personal Advisor.



15 Number and percentage of Looked After Children (of appropriate age and level of understanding) who understand the reasons for them being looked after.

Target Set 100% -Target achieved 100.0%

- The data for this performance indicator relates to 40 children / young persons as 21 children / young persons were not considered to be of an appropriate age and level of understanding to comprehend the reasons for being looked after.
- 40 (100.0%) Of this group showed some level of understanding about why they were cared for away from their families, which compares to 94.0% in the previous quarter. 3 Of these reviews however documented that more work needed to be undertaken with the child / young person.

16. Number and percentage of Looked After Children (of appropriate age and level of understanding) understand their Care and Support Plan.

The data for this performance indicator relates to 37 children / young persons as 24 children / young persons were not considered to be of an appropriate age and level of understanding and were therefore not included in the figures.

- 35 (94.6%) of this group showed a level of understanding as to the nature of their Care and Support Plan (part 6).
- 2 (5.4%) Reviews recorded that this needed to be shared with the children / young persons.

17. National Measure 33: Number and percentage of moves for Looked after Children.

- 12 (19.7%) LAC Reviews reported that there was a change in a child's/young person's placement during this quarter; this compares to (18.1%) in the previous quarter.

The reasons for the changes in Placement were as follows:

- 1 Young person moved from a Parent & Baby Foster Carer due to it being a negative placement for mum's continued assessment to a further Parent & Baby Foster Carer placement.
- For 2 Young persons the movement of placement was due to the Carer giving notice on placement.
- 1 Other young person moved from a placement with parent to a placement with a foster carer due to neglect and Non-Accidental Injury.
- It was recorded at 2 Reviews that the young persons moved as a step down in planned care from a mother & Baby Residential to a placement with parent in the community

- 2 Reviews documented that the young person was moving from a short-term placement to a long-term placement with Kinship Carers.
- A breakdown of a foster carer placement resulted in 1 young person moving into a Residential Placement.
- 1 Young person moved from foster carers to a Residential Placement.
- At 2 further reviews it was noted that 1 young person moved from a short-term placement to another short-term placement whilst for the other young person the move from a short-term placement was to a long-term placement.

18 Number and percentage of placement plans (including education and health provision) that are assessed as meeting the needs of Looked after Children.

Target Set 100% - Target achieved 98.4%

- 60 (98.4%) Placement/care and support plans were recorded as meeting the needs of the children / young people, which compares to 91.7% in the previous quarter.
- 1 (1.6%) Review recorded that Placement/care and support plan wasn't meeting the needs of the child / young person. The reason recorded was that there was a deterioration in the child / young person's behaviour as the short-term placement had progressed.

19. Number and percentage of Safeguarding Concerns identified for Looked After Children during this quarter

- 3 (4.9%) LAC Reviews identified safeguarding concerns for the young person; it was confirmed that the concerns were being addressed.

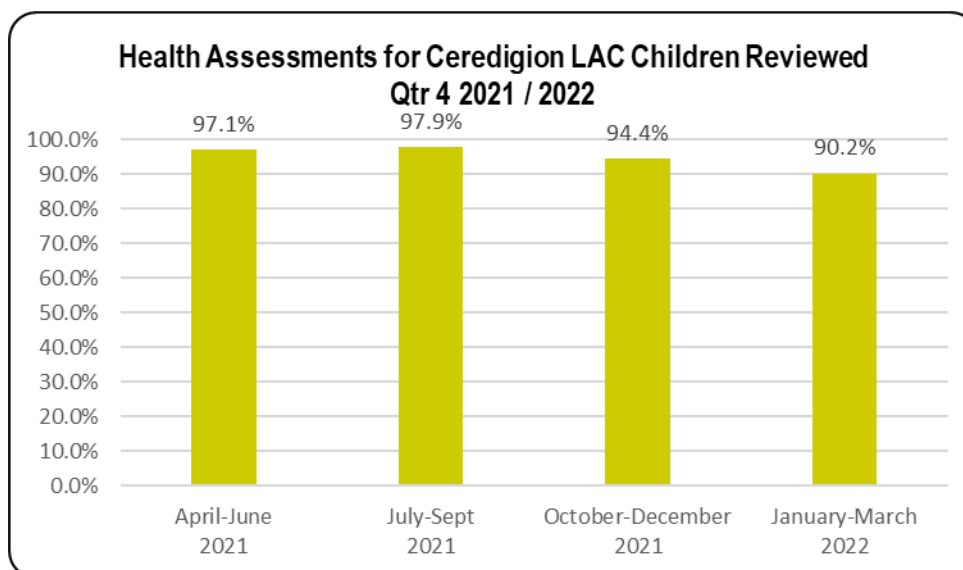
20. Number of Looked After Children's names on the Child Protection Register.

- 3 (4.9%) Reviews confirmed that the young person's name was included on the Child Protection Register.

21. Number and percentage of Looked After Children who received Health Assessments in accordance with statutory requirements

Target Set 100%- Target achieved 90.2%

- 55 (90.2%) Children/Young People Looked After had an up-to-date health assessment reported at their review, which compares to 94.4% in the previous quarter.
- 6 (9.8%) Children/Young People Looked After did not have an up-to-date health assessment at their review, however health assessments have subsequently taken place for all of these Children/Young People.



Comment: Health Assessments are now in place for all above young people

22. The percentage of children registered with a dentist within 20 working days of becoming looked after

Target set: 100% Target Achieved 66.7%

Registered with a dentist

The data for registering a child / young person with a dentist within 20 days of start of placement relates to 6 children / young persons.

- 4 (66.7%) Reviews recorded that the child / young person was registered with a dental practitioner within 20 working days of the start of placement.
- 2 (33.3%) Reviews noted that the child / young person was yet to be registered with a dental practitioner.

Comment: Both these young persons were under 1 years old.

Registered with a dentist

The data for this performance indicator relates to 50 Children / Young persons as 11 Children / Young persons having a first LAC Review were taken out of the above equation to coincide with National Measure requirements.

- 43 (86.0%) Children and young people were registered with a dentist. This compares to 96.8% in the previous quarter.

7 (14.0%) Children and young people needed to be registered with a dentist.

Comment: 6 of the above reviews were in respect of 3 children who were reviewed twice within the quarter; the other young person had been referred to a dental service.

23. National Measure 30: Number and percentage of Looked After Children who have had their teeth checked by a dentist within 3 months of becoming Looked After.

Seen by a dentist

The data for being seen by a dentist within 3 months of becoming looked after relates to 4 children.

- 3 (75.0%) Reviews recorded that the child / young person had been seen by a registered dentist within 3 months of becoming LAC.
- 1 (25.0%) Review recorded that the child / young person had not been seen by a registered dentist within 3 months of becoming LAC.

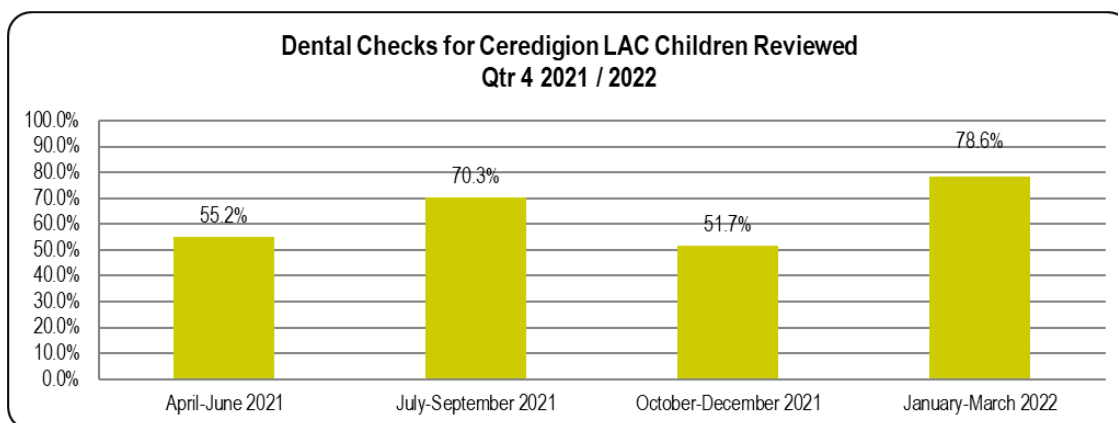
Seen by a dentist

Target Set 90% - Target achieved 78.6%

The data for this performance indicator relates to 42 Children / young persons as 19 Children / Young persons were under 2 years of age and / or having their first LAC Reviews and were taken out of the above equation to coincide with National Measures requirements.

- 33 (78.6%) Children and young people were recorded as having a dental check during the preceding 12 months, which compares to 51.7% in the previous quarter.
- 9 (21.4%) Children and young people were recorded as not having had dental checks.

Comment: Routine dental checks had been put on hold due to Covid19 pandemic and guidance from Welsh Government.



24. National Measure 31: Percentage of children looked after who were registered with a GP within 10 working days of the start of their placement

- 20 (90.9%) Reviews recorded that the child was registered with a provider of general medical services within 10 working days of the start of placement.
- 2 (9.1%) Reviews reported that this action remained outstanding but would be an action from the LAC Review.

25. Number and percentage of children looked after who were registered with a GP

Target Set 100% - Target achieved 98.4%

- 60 (98.4%) Children and young people were registered with a GP, which compares to 100.0% in the previous quarter.
- 1 (1.6%) Review recorded that the child / young person would be registered following the LAC Review.
- 55 (91.7%) Children had their immunisations up to date.
- 5 (8.3%) Children were late in receiving their immunisations; however it was confirmed at 4 reviews that work was ongoing in this respect, with an accelerated immunisation programme being undertaken for the other young person.

1 Review was taken out of the equation as the parent was refusing to allow the child to have an immunisation.

26. Number and percentage of Looked After Children assessed as requiring CAMHS services that are referred and receive an assessment /service.

Target: 50%

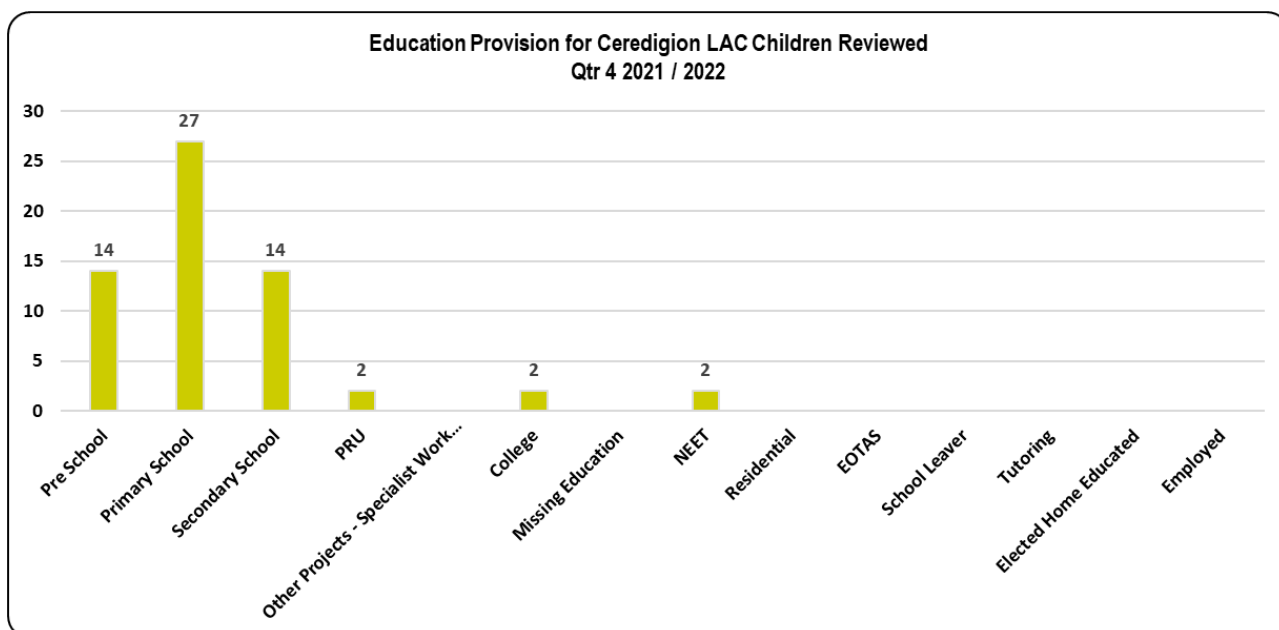
Actual Performance

- 3 (4.9%) LAC Reviews recorded that a child/young person had been referred to CAMHS, it was confirmed at all 3 Reviews that the referral had been accepted for the child/young person.
- 57 (100.0%) LAC Reviews recorded that children/young people's mental/emotional health had been considered during the Health Assessment and/or during discussions in the meeting.
- 4 Reviews recorded that the child / young person was too young, these were therefore taken out of the equation.

27. Nature of Education Provision:

During this quarter the children and young people reviewed were in the following educational provision.

Education Provision	
Pre-school children	14
Primary school pupils	27
Secondary school pupil	14
PRU	2
Other Projects-Specialist Work Placement	
College	2
NEET	2
EOTAS	
Missing Education	
Residential	
School Leaver	
Tutoring	
Elected Home Educated	
Employed	
Total	61



28. Number and percentage of Looked After Children of school age who had a Personal Education Plan within 20 school days of entering care or joining a new school.

Target Set 70% - Target achieved 100.0%

The data for this performance indicator relates to 37 children / young persons who were of compulsory school age and therefore eligible for a Personal Education Plan.

- 37 (100.0%) Children and young people of statutory school age had an up-to-date Personal Education Plan.
 - 12 (100.0%) Reviews recorded that the PEP had been completed within 20 school days of becoming Looked After or 20 school days of a change in school as required.
 - 25 (100.0%) Reviews recorded that the young person had an up-to-date Personal Education Plan.

- 10 (25.0%) Children and young people attending school/college were identified as having a recognised highest additional learning need.

- 14 (34.1%) Reviews deemed that the children / young persons attending school/college were underachieving educationally. All 14 (100.0%) Reviews recorded that the young people were receiving support.

- 11 (100.0%) Reviews identified that the educational provision had been put in place at the start of the placement.

- 1 (2.7%) Reviews identified that there had been a period whereby the child / young person had been out of education awaiting a school placement

29. National Measure 32: Percentage of Looked After Children who have changed schools and outside of transitional arrangements

Target Set 0% - Target achieved 10.8%

- 4 (10.8%) Reviews recorded a change of school which was not transitional, which compares to 6.2% in the previous quarter.

30. Number and percentage of Looked After Children who were excluded from school

Target Set 12% fixed term exclusion – Target achieved 2.7%

Target Set 1% permanent exclusion – Target achieved 0.0%

- 1 (2.7%) Reviews reported that the young person had been excluded on a fixed term basis during the review period. This compares to 8.3% in the previous quarter.
- 0 (0.0%) Reviews reported that the young person had been excluded from school permanently, which is consistent with the previous quarter.

There were exclusions during this quarter: -

7 sessions - 3.5 days

14 sessions - 7 days

Total - 21 sessions = 10.5 days

SECTION THREE

CONSULTATION AND PARTICIPATION

1. **Local Performance Indicator: Number and percentage of Looked After Children of age and understanding consulted by the Social Worker or attended their review**

Target Set 100% – Target achieved 100.0%

The data for this performance indicator relates to 41 reviews as 20 reviews recorded that the children / young persons were not of an age and level of understanding to be included in the consultation process although 3 of these children / young people were present at their review.

- All 41 (100.0%) Reviews recorded that consultation had taken place

Breakdown of consultation

19 Children / young people attended their review via Teams.

22 Children / young people completed consultation papers or/and had their views represented by professionals, parents, carers or advocates.

- The IRO had direct contact with 4 child / young person during the review period outside of the review meeting.

2. **Local Performance Indicator: Number and percentage of Children who were aware of their right for an Advocacy Service / Independent Visitor Scheme**

Target Set 100% - Target achieved 100.0%

The data for this performance indicator relates to 42 reviews as 19 reviews recorded that the children / young people reviewed were not of an age and understanding to be informed about their right for Advocacy / Independent Visitor Scheme and were therefore taken out of the equation.

- 42 (100.0%) Children / young persons were informed of their right for an Advocacy / Independent Visitor Scheme and a referral made.

3 Local Performance Indicator: Number and percentage of Children informed about the Complaints Procedure

Target Set 100% - Target achieved 100.0%

The data for this performance indicator relates to 32 reviews as 29 reviews recorded that the children / young people were not of the age / level of understanding and were therefore taken out of this equation.

- All 32 (100.0%) Children / young people knew about the complaints process, which compares to 97.6% in the previous quarter.

4 Local Performance Indicator: Number and percentage of Parents consulted by the Social Worker before the review or who attended the review

Target Set 80% - Target achieved 100.0%

The data for this performance indicator relates to 52 reviews as 9 reviews recorded that the parents were not involved in the statutory review process and these were therefore taken out of the above equation.

- All 52 (100.0%) Parents completed consultation papers or met with / spoke with the IRO prior and / or after the review or / and attended the review themselves or / and had their views represented by a professional.

Breakdown of consultation

Consultation Papers were sent to all 52 reviews.

35 Reviews confirmed that the parents were present or spoke to the IRO by phone prior and/or after the review.

5 Local Performance Indicator: Number and percentage of Foster Carers consulted by the social worker or attends the Child's Review

Target Set 100% - Target achieved 100.0%

The data for this performance indicator relates to 56 reviews as 5 reviews recorded that the child was placed with a parent or living independently, these reviews were therefore taken out of the equation.

- 56 (100.0%) Foster Carers completed consultation papers or / and attended the reviews during this period.

6 Local Performance Indicator: Number and percentage of Health Representative attending the Review or Sending a Report

Target Set 100% - Target achieved 90.2%

- 55 (90.2%) Reviews confirmed that information regarding health was available for the meeting.
- 6 (9.8%) Reviews reported that there was no health information at the meeting.

Comment: It was noted that 3 of these young people were living outside the area.

7. Local Performance Indicator: Number and percentage of a School Representatives attending a Review or Sending a Report

Target Set 100% - Target achieved 97.6%

- 41 (97.6%) LAC Reviews had a school representative attend or provided a written report, which compares to 100.0% in the previous quarter.

8. Local performance Indicator: Number and percentage of LAC Review Documents completed by the Social Worker prior to the review

Target Set 100% - Target achieved 83.6%

- 51 (83.6%) LAC Reviews confirmed that the LAC Review document had been completed by the Social Worker prior to the review, this compares to 86.1% in the previous quarter.
- 10 (16.4%) LAC Reviews confirmed that the LAC Review document had not been completed by the Social Worker prior to the review.

Comment: This is due to staffing issues within the Social Work Team. Measures are being put in place to address this issue.

**SECTION FOUR:
ISSUE RESOLUTION PROTOCOL**

The Issue Resolution Protocol was not initiated during this period for any child by the IRO. SL/FN to confirm

Although it was noted that Mid-Point reviews were not taking place, where needed, IRO were bringing reviews forward when there were concerns.

SECTION FIVE

EVALUATION

This information was unavailable for this quarter

SECTION SIX

PATHWAY PLANNING

For over 16 years old and not LAC / over 18 year old care leavers

32 Pathway Plan Reviews were held during the quarter.

1 Performance Indicator: Percentage of Pathway Plan Review held within timescales

- 27 (84.4%) Pathway Plan Reviews were held within timescales, which compares to 94.1% in the previous quarter.
- 5 (15.6%) Pathway Plan Reviews were held out of timescales. The reasons recorded were as follows: -
 - For 3 Pathway Plan Review there was a misunderstanding regarding the Review date and time due to change in workers / young person wanting to be present.
 - 2 Other Pathway Plan reviews recorded that they were out of timescales due to Annual Leave.

2 Performance Indicator: Percentage of Young Persons with allocated Personal Advisor / Social Worker

- It was identified at all 32 (100%) reviews that all the young persons had an allocated Social Worker or/and Personal Advisor.

3 Performance Indicator: Percentage of Pathway Plan Review Record Completed for the Meeting

- The Review Record had been completed for 24 (75.0%) Pathway Plan reviews, which compares to 64.7% in the previous quarter.
- 8 (25.0%) Reviews reported that the Review Record had not been completed at the time of the review.

4 Performance indicator: Percentage of Young People Consulted for the Review Meeting

- 31 (96.9%) Reviews confirmed that the young person had his / her views represented at the review or / and attended the review.
- 1 (3.1%) Review reported that the views of the young person had not been represented, this was due to the fact that the young person was refusing to engage with professionals.

5 Performance indicator: Percentage of Young People attending their Review Meeting

- 15 (46.9%) Reviews recorded that the young person attended their review.
- 17 (53.1%) Reviews recorded that the young persons had not attended their review.

6 Performance Indicator: Percentage of Pathway Plan meeting young person's needs

- 27 (84.4%) Reviews confirmed that the Pathway Plan was meeting the young person's needs.
- 4 (12.5%) Reviews reported that the Pathway Plan wasn't meeting the young persons' needs; the reasons recorded were as follows: -
 - 2 Young People were refusing to engage with professionals.
 - 1 Other young person was refusing to engage with professionals and being aggressive and threatening to staff.
 - For 1 other young person it was due to a change of accommodation from a 'When I am Ready' placement.
- 1 (3.1%) Review highlighted that it was unknown as to whether they Pathway Plan was meeting the young person's needs as there was no report completed for Review and no input from the young person.

7 Performance Indicator: Percentage of Pathway Plans updated prior to Leaving Care/18th Birthday

- 1 (50.0%) Pathway Plan Review reported that the Pathway Plan had been updated prior to the young persons' leaving care/18th Birthday.

8 Evaluation This information was unavailable for this quarter

SECTION SEVEN

REGULAR SHORT BREAK CARE

There was 1 Regular Short Break Care Review held during the quarter.

- 1 Performance Indicator: Percentage of Regular Short Break Care undertaken within the statutory time requirement**
 - This review was held within timescales.

- 2 Performance indicator: Percentage of statutory visits undertaken to children at Regular Short Break Care placements within the required timescale**
 - It was recorded that the statutory visits had been undertaken.

- 3 Performance Indicator: Percentage of Young Persons Consulted/Attended the Review Meeting**
 - The young person was represented/attended the review meeting.

- 4 Performance Indicator: Percentage of Parents Consulted for the Review Meeting**
 - It was documented that the parent either attended/was represented the review.

- 5 Performance Indicator: Percentage of Foster Carers Consulted for the Review Meeting**
 - It was verified that the Carers either attended/were represented at the review.

SECTION EIGHT

SHORT BREAKS

There were no Short Break Reviews held during this period

SECTION NINE
FOSTER CARER REVIEWS

There were no Foster Carer reviews undertaken during this period