

## Cyngor Sir CEREDIGION County Council

**REPORT TO:** Healthier Communities Overview and Scrutiny

**DATE:** 28 July 2022

**LOCATION:** Council Chamber, Penmorfa

**TITLE:** Porth Cynnal Specialist Services (Children & Adults)

### **INDEPENDENT REVIEWING SERVICE PERFORMANCE MANAGEMENT REPORT QTR 3 2021 - 2022**

**PURPOSE OF REPORT:** To monitor the progress of Looked After Children through Independent Reviewing Officers scrutiny of their plans and placements during the third quarter of 2021/2022. This information contributes to Members fulfilling their roles as Corporate Parents.

**REASON SCRUTINY HAVE REQUESTED THE INFORMATION:** To ensure that the Local Authority and Members can fulfill their duties as Corporate Parents

### **BACKGROUND:**

Attached is the Independent Reviewing Service Report Quarter 3 2021/2022.

Quarterly reports are taken to the Healthier Communities Overview and Scrutiny Committee as part of an ongoing examination of the topic to ensure that the Local Authority fulfills its duties as the Corporate Parent.

This report includes national and local standards and targets used to measure outcomes for looked after children and care leavers at the time of their review meeting and includes Welsh Government Performance Indicators.

On the basis of the information available and the views expressed during the review meeting, the IRO makes a professional judgement about the effectiveness of a child/young person's care plan in meeting their needs and may recommend changes to the care plan.

During the review meeting the IRO considers whether the child/young person requires assistance to identify relevant other people to obtain legal advice/take proceedings on their behalf. This action was not deemed necessary by the IRO for any child in the period.

In addition, the IRO has regard as to whether the child/young person's human rights are being breached in any way and, if so, might make a referral to CAF/CASS Cymru. This action was not required at any of the review meetings in the period.

These reports are considered within Multi Agency LAC Quality Assurance Meetings which meet on a quarterly basis; these meetings provide an opportunity to identify and act upon performance and other issues in relation to this area of work.

These reports are also circulated and reviewed by Local Authority's Corporate Parenting Group which is Chaired by Cllr Alun Williams, Cabinet Member for Children Services and Culture these meetings take place on a quarterly basis.

### **SUMMARY OF KEY POINTS:**

- At the end of this Quarter 3, as of December 31st 2021, there were 97 children being looked after by the Local Authority. This is an increase of 6 in the number of children being looked after. At the end of Q2, there were 91 children being looked after.
- 72 children were reviewed in this quarter compared to 48 in the previous quarter. 95.8% were reviewed within the statutory timeframe in this quarter compared to 97.9% in Q2.
- 7 children left care in this quarter compared to 3 in Quarter 3. 3 children returned home to parents. 4 children were the subjects of revocation of care orders.
- The placement provision for the children reviewed in this quarter ranged from 18 placed in Local Authority Foster Care Provision in county, 14 placed with parents, 10 placements with family, 4 placed in Independent Foster Care Agencies, 6 with Kinship Carers, 1 placed in a residential placement
- Of the children reviewed in this quarter, 95.8% of the children had received statutory visits compared to 87.5% of children receiving a statutory visit in Quarter 3.
- 48 of children reviewed were the subjects of a Full Care Order, 11 were of an Interim Care Order, 3 on a Placement Order and 10 were under the legal status of Section 76.
- 62.5% of the care and support plans were in place at the date of the first placement and up to the date of plans being available for the review.
- The percentage of children (of sufficient understanding) who were involved in or consulted about their review, was 94%
- The percentage of children who were made aware of their right for an advocacy service, was 98.1%
- The percentage of young people who are eligible and have a Pathway Plan in place and a PA to support them is 100%.
- 17 Pathway Plan Reviews were completed in this quarter. 94.1% were completed within timescale.
- 76.5% of the Reviews undertaken evidenced that the Pathway Plans that were in place were meeting the needs of the young people. Where it has been recorded that the plans were not meeting the needs of the young people, this was due to the young person not engaging with their plan.
- 94.1% of the Pathway Plan Reviews that had taken place had either the views of the person represented in the review or the young person attended their review.

**Has an Integrated Impact Assessment been completed? If not, please state why** No

**Summary:**

This report is provided on an ongoing basis and demonstrate the continuing work that is undertaken with Looked after Children in Ceredigion

**WELLBEING OF FUTURE GENERATIONS:**

**Long term:** Balancing short term need with long term planning for the future  
**Integration:** Positively impacting on people, economy, environment and culture and trying to benefit all three  
**Collaboration:** Working together with other partners to deliver  
**Involvement:** Involving those with an interest and seeking their views; stakeholder engagement and consultation  
**Prevention:** Putting resources into preventing problems occurring or getting worse

**RECOMMENDATION (S):**

To note the contents of the report and the levels of activity with the Local Authority.

**REASON FOR RECOMMENDATION (S):**

So that governance of the Local Authority activity and its partner agencies for Looked After Children are monitored

**Contact Name:** Siân Howys

**Designation:** Corporate Lead Officer: (Children & Families)

**Date of Report:** 9 March 2022

**Acronyms:**  
IRO - Independent Reviewing Officer  
LAC - Looked After Children  
CAFCASS - The Children and Family Court Advisory and Support Service  
APR - Action and Progress Records  
PEP - Personal Education Plan  
PI - Performance Indicators  
CAMHS - Child and Adolescent Mental Health Services  
NEET - Not in Education, Employment or Training

## PRU - Pupil Referral Unit

**Cyngor Sir CEREDIGION County Council**  
**Safeguarding Service**

**Independent Reviewing Service Performance Management Report**

**Quarter 3: 1<sup>st</sup> October 2021 – 31<sup>st</sup> December 2021**



**...yn gofalu i wneud gwahaniaeth**  
**...taking care to make a difference**

<b>CONTENTS</b>		
<b>PAGE:</b>		
<b>SECTION ONE:</b>	<b>INTRODUCTION</b>	<b>3</b>
<b>SECTION TWO:</b>	<b>CARE PLANNING</b>	<b>4</b>
<b>SECTION THREE:</b>	<b>CONSULTATION &amp; PARTICIPATION</b>	<b>21</b>
<b>SECTION FOUR:</b>	<b>ISSUE RESOLUTION PROTOCOL</b>	<b>24</b>
<b>SECTION FIVE:</b>	<b>EVALUATION</b>	<b>24</b>
<b>SECTION SIX:</b>	<b>PATHWAY PLAN</b>	<b>25</b>
<b>SECTION SEVEN:</b>	<b>SHORT BREAK CARE</b>	<b>27</b>
<b>SECTION EIGHT:</b>	<b>SHORT BREAKS</b>	<b>28</b>
<b>SECTION NINE:</b>	<b>FOSTER CARERS</b>	<b>29</b>

## **SECTION ONE: INTRODUCTION**

This report provides information collated by the Quality Assurance and Independent Reviewing Service in order to monitor performance and quality assure services to looked after children, care leavers, children in residential placements and those children who receive respite care and short breaks. The information is based on the monitoring forms completed by the Independent Reviewing Officers (IRO) following each review meeting within this quarter along with other performance information held by the Children and Families Service.

## **BENCHMARKING**

This report includes national and local measures and targets used to measure outcomes for looked after children and care leavers at the time of their review meeting.

On the basis of the information available and the views expressed during the review meeting, the IRO makes a professional judgement about the effectiveness of a child/young person's care plan in meeting their needs and the IRO will highlight to managers any poor practice.

During the review meeting the IRO considers whether the child/young person requires assistance to identify relevant other people to obtain legal advice/take proceedings on their behalf. This action was not deemed necessary for any children/young persons in the period.

In addition, the IRO has regard as to whether the child/young person's human rights are being breached in any way and, if so, might make a referral to CAF/CASS Cymru. This action was not required at any of the review meetings in the period.

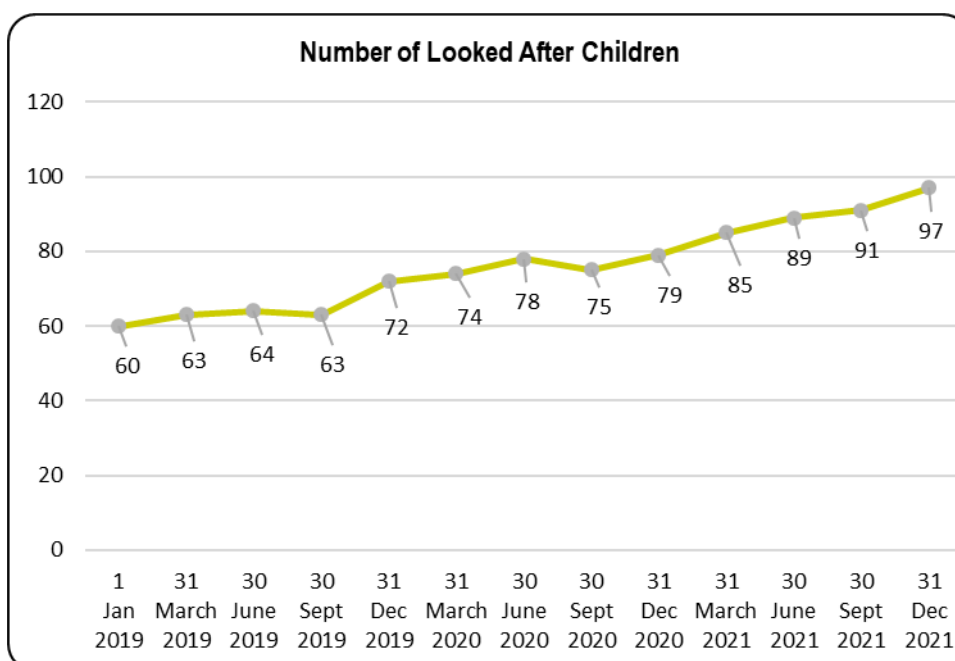
*For any query or comment contact:*

Elizabeth Upcott  
Safeguarding Service  
Penmorfa,  
Aberaeron  
SA46 0PA

## SECTION TWO CARE PLANNING

### 1. Headline Figures for Q3:

<b>The following table and chart provides the total number of Looked After Children data at the end of each quarter commencing with the most recent quarter.</b>	
31 December 2021	97
30 September 2021	91
30 June 2021	89
31 March 2021	85
31 December 2020	79
30 September 2020	75
30 June 2020	78
31 March 2020	74
31 December 2019	72
30 September 2019	63
30 June 2019	64
31 March 2019	63
1 January 2019	60



### 2. Number and percentage of Looked After Children Reviews undertaken within the statutory time requirement.

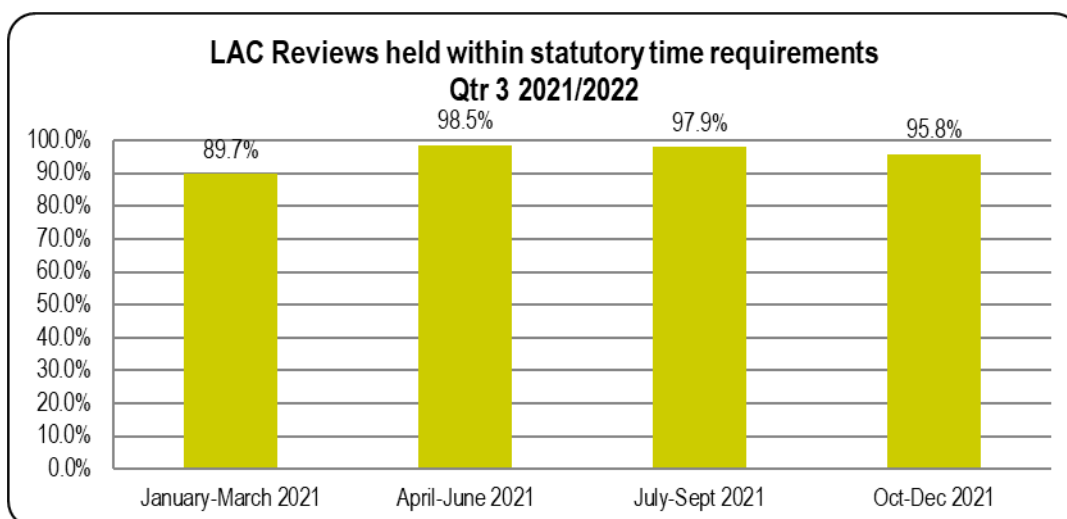
Target Set 100% - Target achieved 95.8%

72 Children were reviewed within the Quarter.

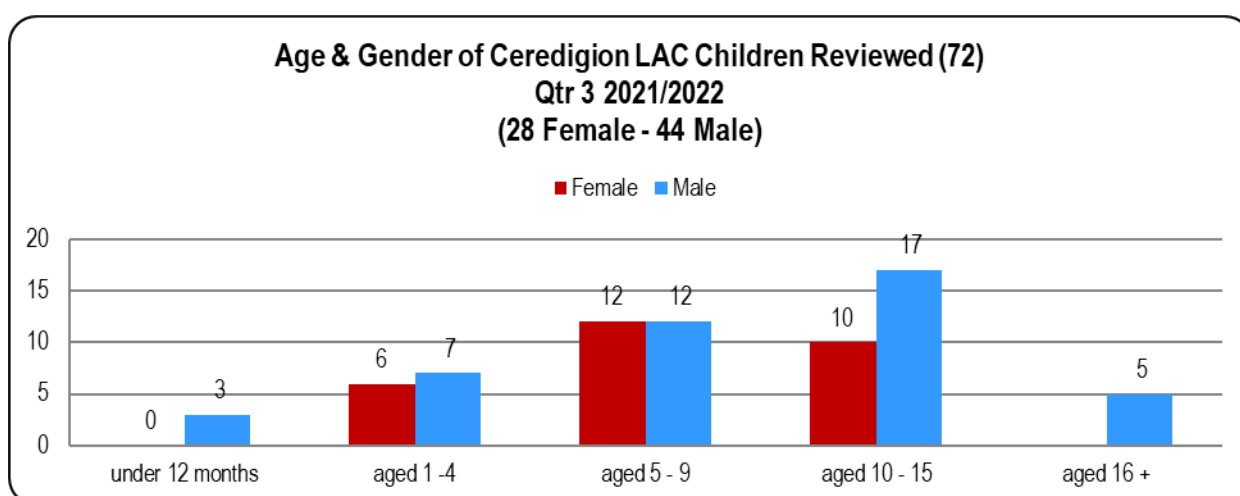


- 69 (95.8%) LAC Review Meetings were undertaken within the statutory requirements.
- 3 (4.2%) LAC Review Meeting was held out of statutory requirements; the reason recorded was as follows: -
  - A sibling group of 2 children's Review was postponed due to Social Worker sickness leave with no capacity within team to cover.
  - There was delay in notifying that 1 child had become Looked After.

	Oct-Dec 2021	July-Sept 2021	April-June 2021	Jan-Mar 2021	Oct-Dec 2020
Number of children reviewed in the quarter	72	48	67	58	60
Number of reviews held in timescale	69	47	66	52	60
Number of reviews held out of timescales	3	1	1	6	0

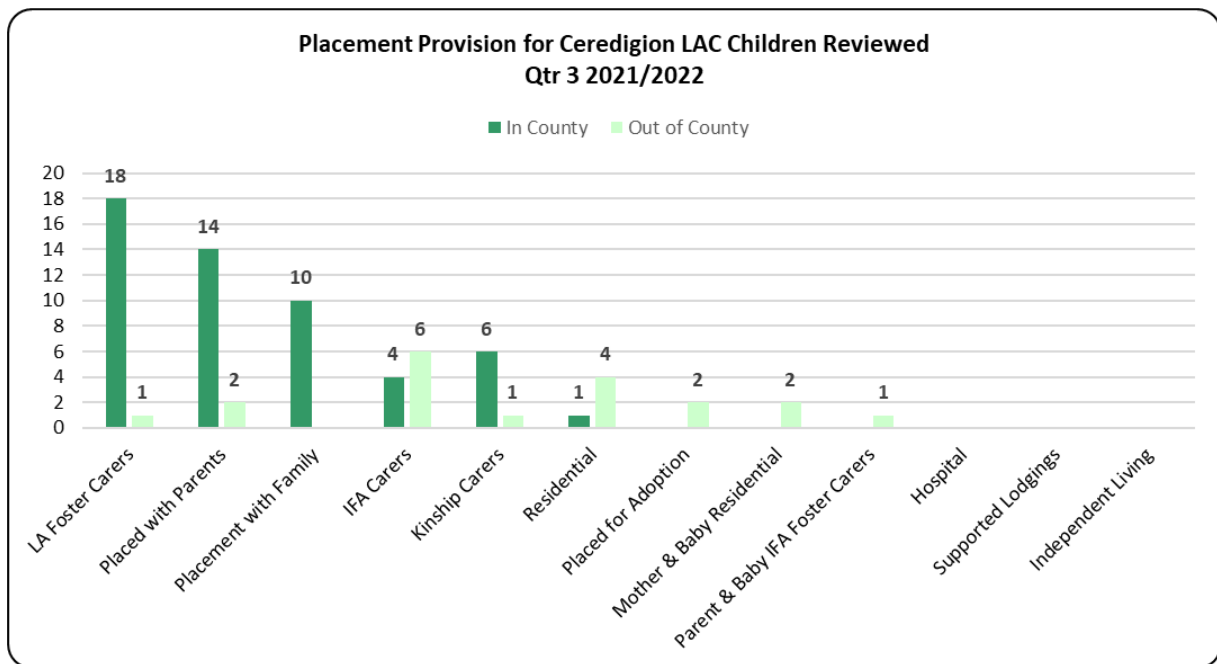


### 3. Age and Gender of the Children Reviewed in the Quarter:



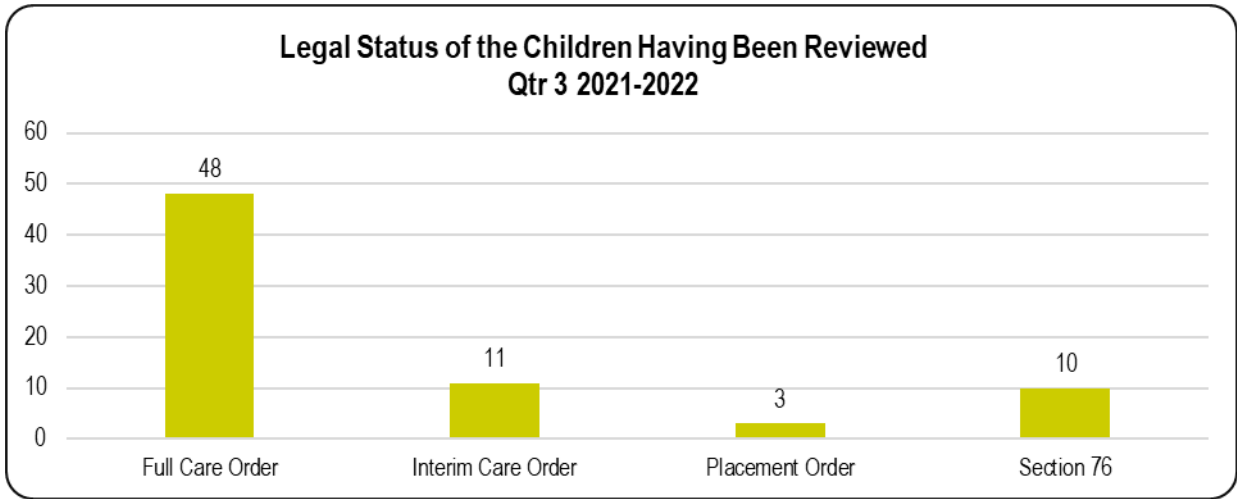
#### 4. Nature of the Placement Provision of Children Reviewed in the Quarter:

Type of Placement	In County	Out of County	Total
LA Foster Carers	18	1	19
Placed with Parents	14	2	16
Placement with Family	10	-	10
IFA Carers	4	6	10
Kinship Carers	6	1	7
Residential	1	4	5
Adoption	-	2	2
Mother & Baby Residential	-	2	2
Parent & Baby IFA Foster Carers	-	1	1
Hospital	-	-	-
Supported Lodgings	-	-	-
Independent Living	-	-	-
	<b>53</b>	<b>19</b>	<b>72</b>



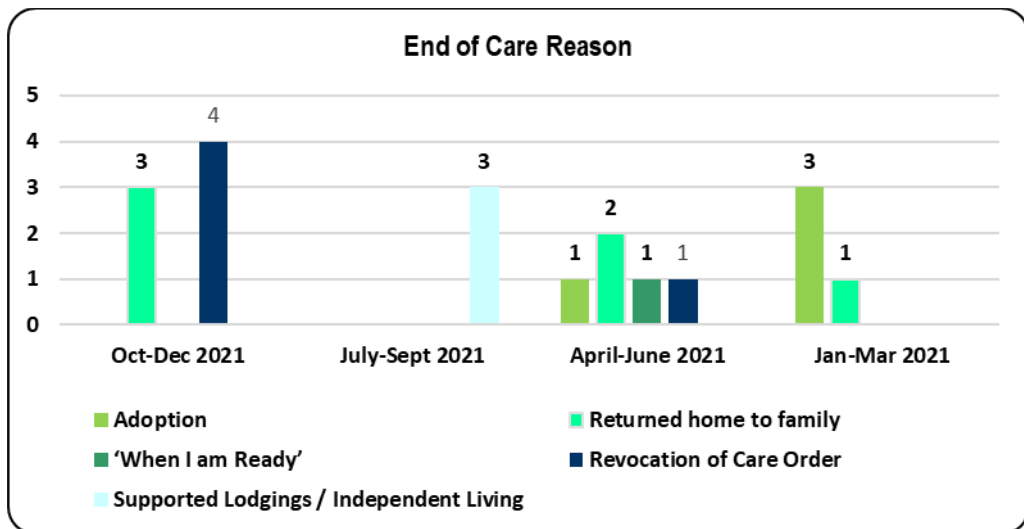
#### 5. Legal Status of Children Reviewed in the Quarter:

Legal Status of the Children Having Been Reviewed	
Full Care Order	48
Interim Care Order	11
Placement Order	3
Section 76	10
<b>Total</b>	<b>72</b>



## 6. Reasons for End of Care of the Children Reviewed

Period	Number left care	End of Care Reason				
		Adoption	Returned home to family	'When I am Ready'	Revocation of Care Order	Supported Lodgings / Independent Living
Oct - Dec 2021	7	0	3	0	4	0
July - Sept 2021	3	0	0	0	0	3
April - June 2021	5	1	2	1	1	-
Jan - March 2021	4	3	1	-	-	-
<b>Total</b>	<b>19</b>	<b>4</b>	<b>6</b>	<b>1</b>	<b>5</b>	<b>3</b>



**7. Number and percentage of Looked After Children who have an allocated Social Worker.**

Target Set 100% - Target achieved 100.0%

- 72 (100.0%) LAC Reviews recorded that a qualified Social Worker was allocated and actively involved with the child.

**8. Number and percentage of statutory visits undertaken to Looked After Children reviewed within the required timescales.**

Target Set 100% - Target achieved 95.8%

- 69 (95.8%) Looked After Children received Social Worker visits in accordance with the statutory requirements.
- 3 (4.2%) Looked After Children did not receive Social Worker visits in accordance with the statutory requirements.

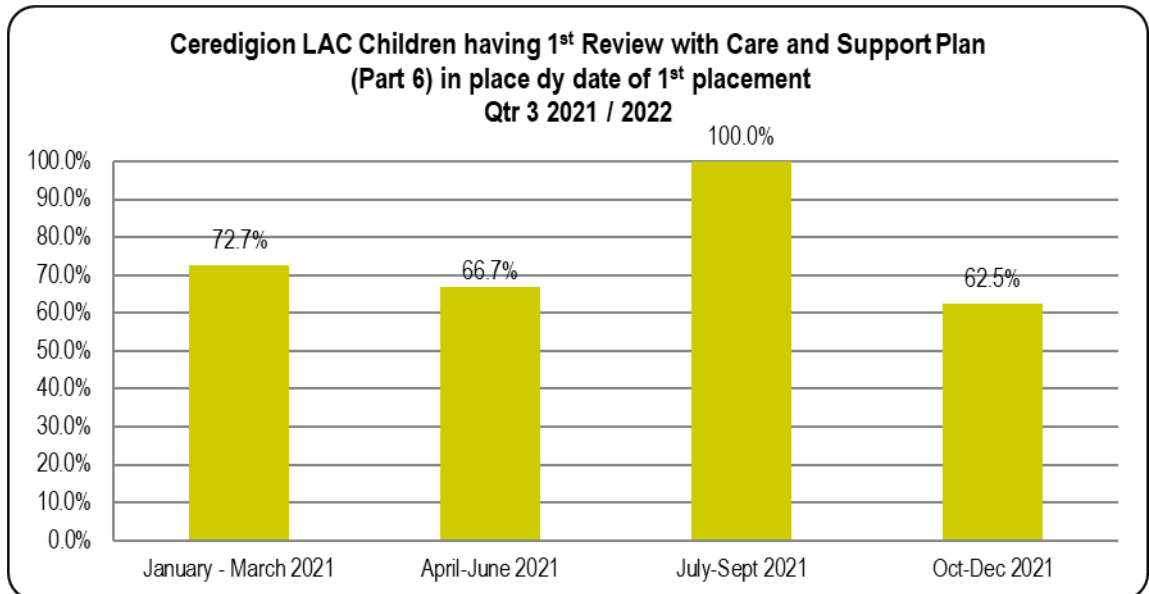


**Comment:** This is the percentage of visits that were undertaken where children were seen.

**9. Number and Percentage of Care and Support Plans (Part 6) in place at the date of the first placement and of up to date plans available for the Review.**

Target Set 100% - Target achieved 62.5%

- There were 8 new LAC placements made during this quarter; 5 (62.5%) Review meetings recorded that the child / young person had a Care and Support Plan (Part 6) in place by the date of his/her placement. The Care and Support Plan (Part 6) wasn't in place by date of placement for the other 3 children / young persons, however were recorded as being in place at the time of their review.



- The IRO identified that updates were required to the Care and Support Plan records (Part 6) of 4 children. It was identified that the Care and Support Plan was updated for 3 of these children/young people

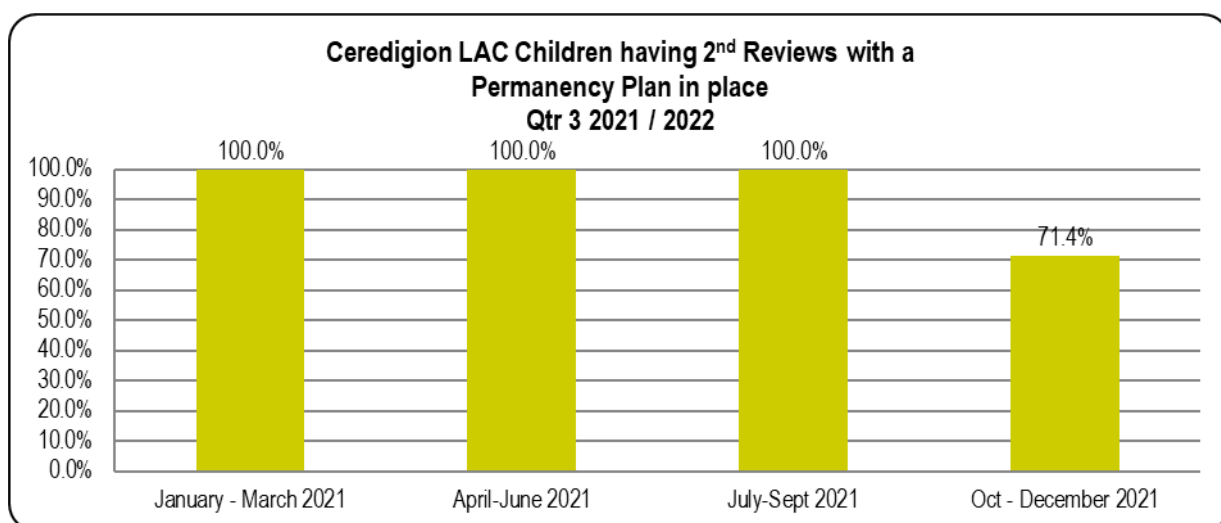
**10. Number and percentage of Looked After Children who have a Permanency Plan by the second review if a return home has not been planned.**

Target Set 100% - Target achieved 71.4%

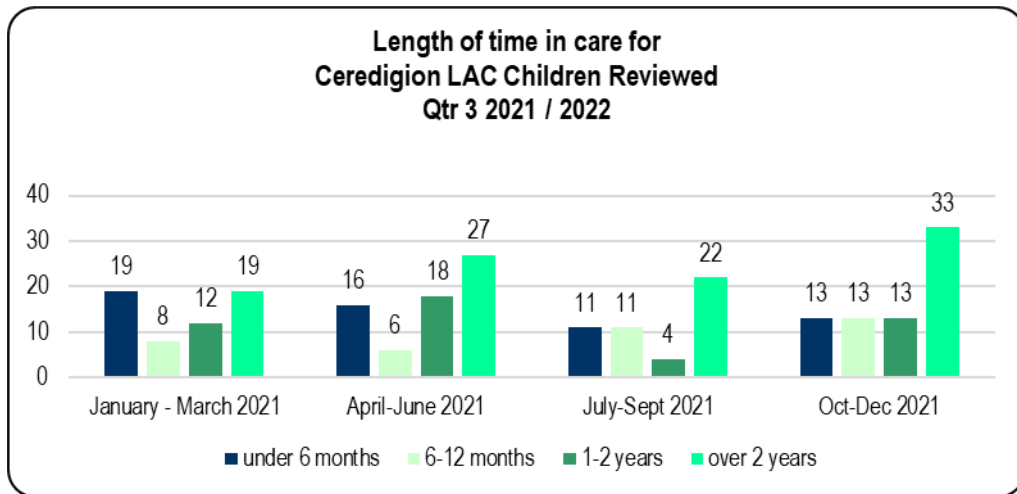
- There were 7 second reviews during this quarter, 5 reviews (71.4%) recorded that a Permanency Plan had been agreed. This compares to 100.0% in the previous quarter.
- There was concerns recorded by the IRO in 8 (11.1%) reviews in this period regarding the progress of the Placement / Care and Support Plan / Permanency Plan.

The nature of the concerns was as follows: -

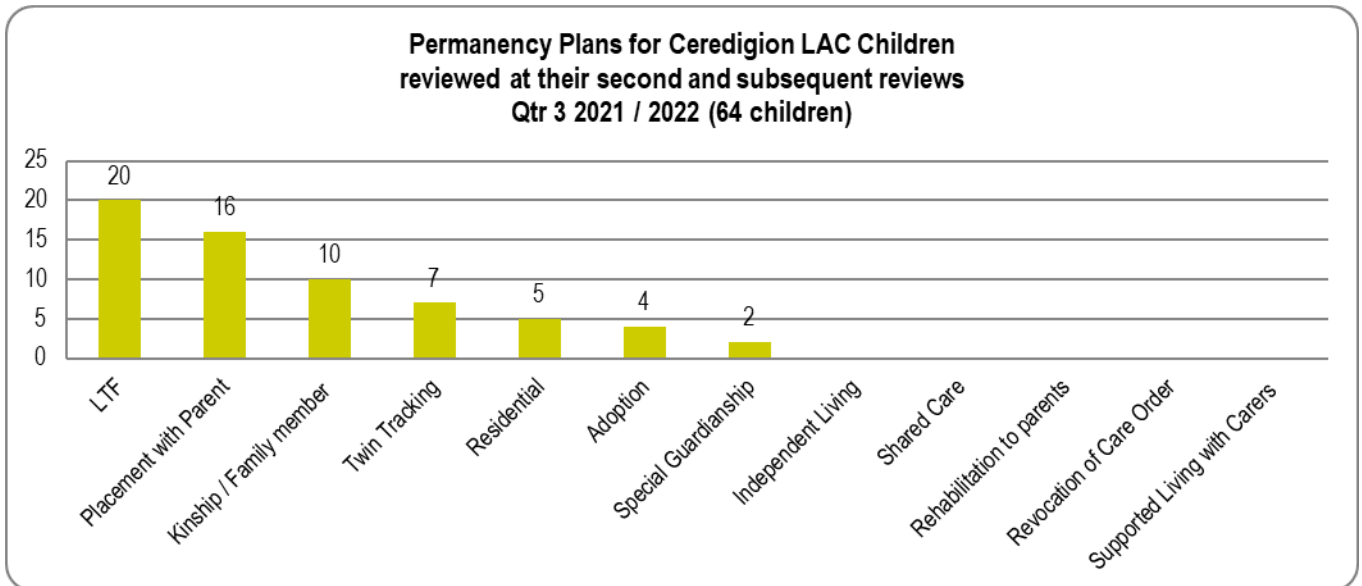
- 1 Review reported that this was due to the fact that Parents were not working with professionals to support the plan.
- For 1 other Review it was due to non-engagement of young person together with non-cooperation of Parents to support the plan.
- 1 Child / Young Person was reviewed twice within the quarter and both reviews recorded that the young person was placed in a Residential Placement in England, which was far away and no education provision in place.
- At 1 Review there were concerns regarding carer's negativity towards family members and being honest with young person in their care. Outstanding work by the Department in this respect has been allocated to an Independent Social Worker and is still outstanding.
- There were concerns regarding delay in the plan and concerns of previous foster placement which was being addressed by current foster carers for 1 review.
- There was concern at 1 further review regarding child / young person's lifestyle and whether their needs were being met in current placement.
- A slight delay in the moving forward of the Permanency / Adoption Plan was recorded for 1 other review.



**11. Length of Time in Care:**



**12: Nature of Permanency Plans:**



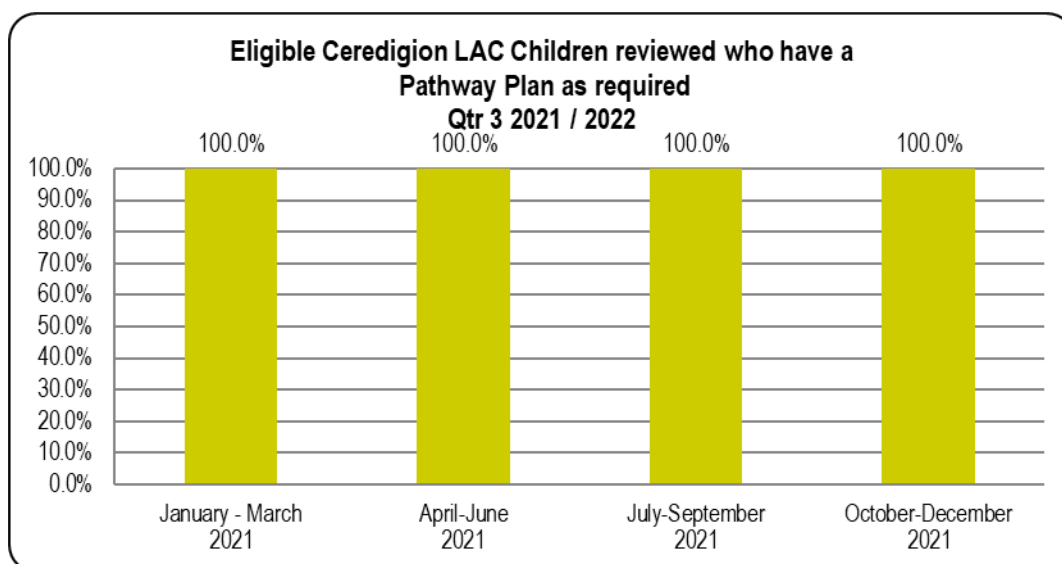
**13. Number and percentage of Looked After Children receiving Short Break Care away from Main Carers**

- 4 (5.5%) LAC Reviews noted that the child / young person was receiving short break care away from their main carer.

**14. Number and percentage of eligible young people who have a Pathway Plan as required.**

Target set: 100% Target Achieved 100.0%

- All 4 (100.0%) Young People recorded that there was a Pathway Plan in place and were allocated a Personal Advisor.



**15. Number and percentage of Looked After Children (of appropriate age and level of understanding) who understand the reasons for them being looked after.**

Target Set 100% -Target achieved 94.0%

- The data for this performance indicator relates to 50 children / young persons as 22 children / young persons were not considered to be of an appropriate age and level of understanding to comprehend the reasons for being looked after.
- 47 (94.0%) Of this group showed some level of understanding about why they were cared for away from their families, which compares to 100.0% in the previous quarter.
- 3 (6.0%) Reviews highlighted that Life Story work needed to be carried out with the children.

**16. Number and percentage of Looked After Children (of appropriate age and level of understanding) understand their Care and Support Plan.**

The data for this performance indicator relates to 48 children / young persons as 24 children / young persons were not considered to be of an appropriate age and level of understanding and were therefore not included in the figures.



- 47 (97.9%) of this group showed a level of understanding as to the nature of their Care and Support Plan (part 6).
- 1 (2.1%) Review recorded that it was unclear as to whether the young person was aware of their LAC Status and this work remains to be completed and should now be priority.

**17. National Measure 33: Number and percentage of moves for Looked after Children.**

- 4 (5.5%) LAC Reviews reported that there was a change in a child's/young person's placement during this quarter; this compares to (22.9%) in the previous quarter.

The reasons for the changes in Placement were as follows:

- 1 Young person moved into a Mother & Baby Placement for assessment.
- 1 Young person moved from Foster Care to a Residential Placement.
- 1 Review recorded that the young person was moving to an Adoptive Placement.
- 1 Further young person moved from a short term placement to a long term placement that could cater for his/her cultural needs.

**18 Number and percentage of placement plans (including education and health provision) that are assessed as meeting the needs of Looked after Children.**

Target Set 100% - Target achieved 91.7%

- 66 (91.7%) Placement/care and support plans were recorded as meeting the needs of the children / young people; which is consistent with the previous quarter.
- 6 (8.3%) Reviews recorded that Placement/care and support wasn't meeting the needs of the children. The reasons recorded were: -
  - 2 Reviews reported that this was due to the fact that parents weren't engaging effectively with the plan/professional advice.
  - For 1 review the parent wasn't able to sustain the changes required without daily support from professionals
  - 3 Further reviews recorded that the Carer wasn't acting appropriately.

**19. Number and percentage of Safeguarding Concerns identified for Looked After Children during this quarter**

- 7 (9.7%) LAC Reviews identified safeguarding concerns for the young person; it was confirmed that the concerns were being addressed.

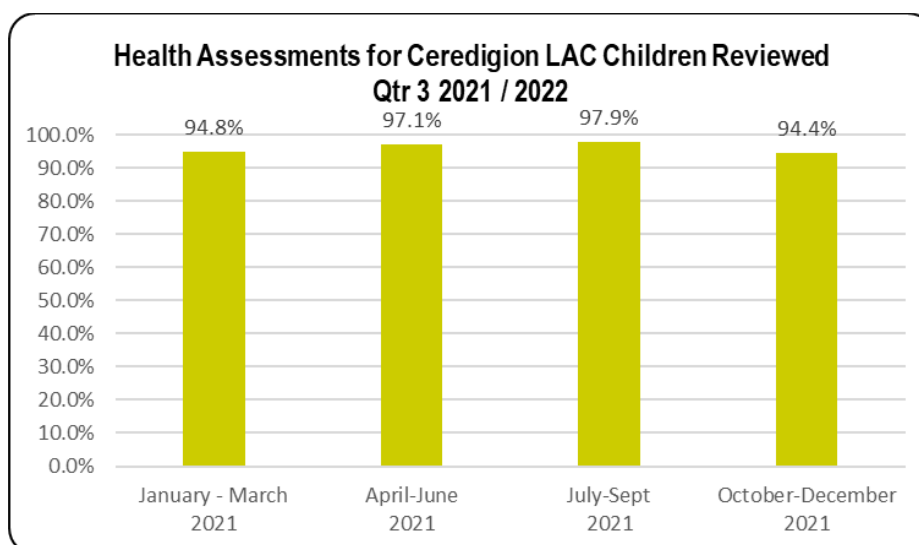
**20. Number of Looked After Children's names on the Child Protection Register.**

- 5 (6.9%) Reviews confirmed that the young person's name was included on the Child Protection Register.

**21. Number and percentage of Looked After Children who received Health Assessments in accordance with statutory requirements**

Target Set 100%- Target achieved 94.4%

- 67 (94.4%) Children/Young People Looked After had an up to date health assessment reported at their review, which compares to 97.9% in the previous quarter.
- 4 (5.6%) Children/Young People Looked After did not have an up to date health assessment at their review, however health assessments have subsequently taken place for 2 of these Children/Young People. It was recorded that 1 child young person didn't have a health assessment undertaken and has subsequently left care, plans are in place to undertake a health assessment for 1 other young person.
- 1 Children/young persons refused to have a health assessment undertaken, this was therefore taken out of the equation



**Comment:** All children / young people have since had their health assessments completed.

**22. The percentage of children registered with a dentist within 20 working days of becoming looked after**

Target set: 100% Target Achieved 85.7%

**Registered with a dentist**

The data for registering a child / young person with a dentist within 20 days of start of placement relates to 7 children / young persons.

- 6 (85.7%) Reviews recorded that the child / young person was registered with a dental practitioner within 20 working days of the start of placement.
- 1 (14.3%) Review noted that the child / young person was yet to be registered with a dental practitioner.

**Comment:** This young person is under 1 years old.

\*\*\*\*\*

**Registered with a dentist**

The data for this performance indicator relates to 64 Children / Young persons as 8 Children / Young persons having a first LAC Review were taken out of the above equation to coincide with National Measure requirements.

- 61 (96.8%) Children and young people were registered with a dentist. This compares to 100.0% in the previous quarter.
- 2 (3.2%) Children and young people needed to be registered with a dentist. 1 Child has subsequently been registered with the other child being under 1 years of age and living out of the area.

1 Young person was refusing to attend and was therefore taken out of the equation.

**23. National Measure 30: Number and percentage of Looked After Children who have had their teeth checked by a dentist within 3 months of becoming Looked After.**

**Seen by a dentist**

The data for being seen by a dentist within 3 months of becoming looked after relates to 6 children.

- All 6 (100.00%) Reviews recorded that the child / young person had been seen by a registered dentist within 3 months of becoming LAC.

\*\*\*\*\*

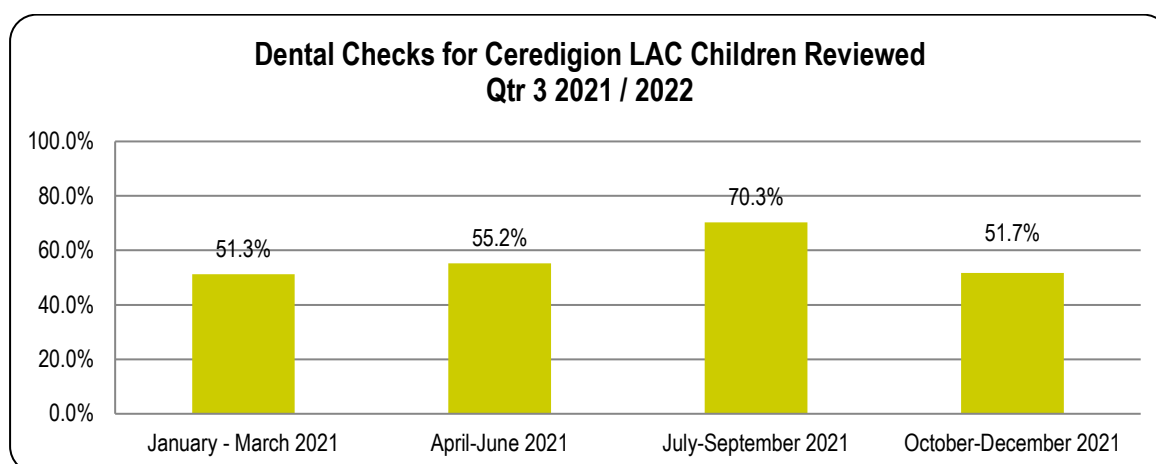
## Seen by a dentist

### Target Set 90% - Target achieved 51.7%

The data for this performance indicator relates to 60 Children / young persons as 12 Children / Young persons were under 2 years of age and / or having their first LAC Reviews and were taken out of the above equation to coincide with National Measures requirements.

- 31 (51.7%) Children and young people were recorded as having a dental check during the preceding 12 months, which compares to 70.3% in the previous quarter.
- 29 (48.3%) Children and young people were recorded as not having had dental checks.

**Comment:** Routine dental checks had been put on hold due to Covid19 pandemic and guidance from Welsh Government.



## 24. National Measure 31: Percentage of children looked after who were registered with a GP within 10 working days of the start of their placement

- 11 (91.7%) Reviews recorded that the child was registered with a provider of general medical services within 10 working days of the start of placement.
- 1 (8.3%) Review reported that this action remained outstanding.

**Comment:** - This action has since been completed.

**25. Number and percentage of children looked after who were registered with a GP**

Target Set 100% - Target achieved 100.0%

- 72 (100.0%) children and young people were registered with a GP, which compares to 97.9% in the previous quarter.
- 66 (98.5%) Children had their immunisations up to date.
- 1 (1.5%) Child / young person didn't have up to date immunisations at the time of the review; however all immunisations are subsequently in place for this young person.

5 Reviews were taken out of the equation as the parent was refusing to allow the child to have an immunisation.

**26. Number and percentage of Looked After Children assessed as requiring CAMHS services that are referred and receive an assessment /service.**

Target: 50%

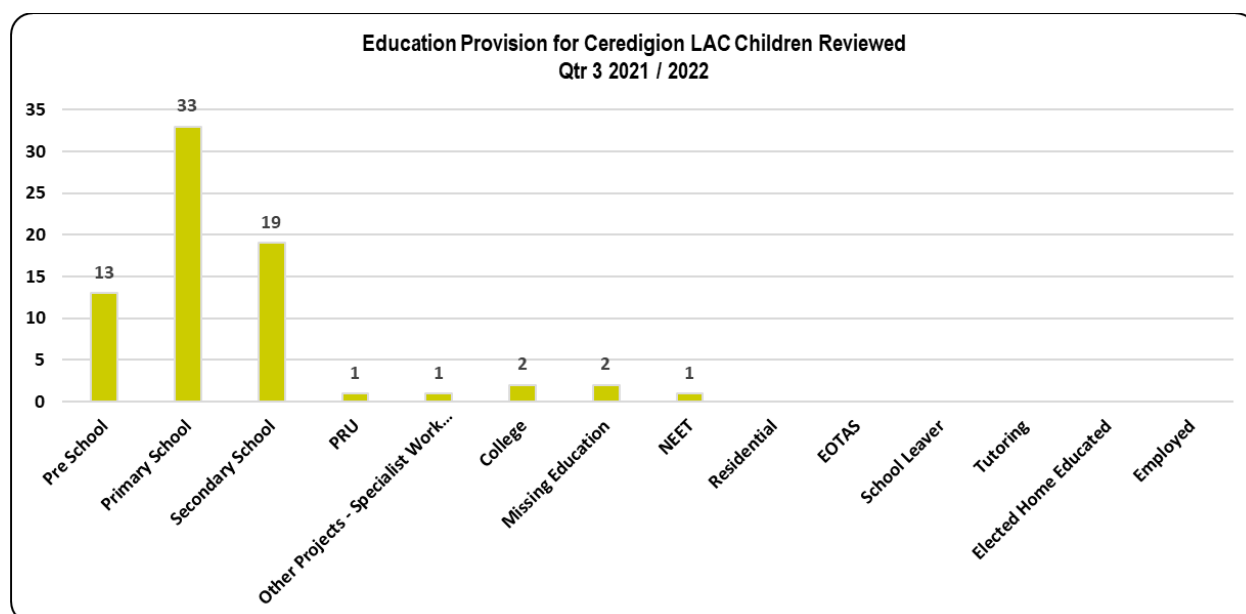
Actual Performance

- 4 (5.5%) LAC Reviews recorded that a child/young person had been referred to CAMHS, it was confirmed at all 4 Reviews that the referral had been accepted for the child/young person.
- 67 (100.0%) LAC Reviews recorded that children/young people's mental/emotional health had been considered during the Health Assessment and/or during discussions in the meeting.
- 5 Reviews recorded that the child / young person was too young, these were therefore taken out of the equation.

## 27. Nature of Education Provision:

During this quarter the children and young people reviewed were in the following educational provision.

Education Provision	
Pre-school children	13
Primary school pupils	33
Secondary school pupil	19
PRU	1
Other Projects-Specialist Work Placement	1
College	2
NEET	1
EOTS	
Missing Education	2
Residential	
School Leaver	
Tutoring	
Elected Home Educated	
Employed	
<b>Total</b>	<b>72</b>



## 28. Number and percentage of Looked After Children of school age who had a Personal Education Plan within 20 school days of entering care or joining a new school.

Target Set 70% - Target achieved 95.8%

The data for this performance indicator relates to 48 children / young persons who were of compulsory school age and therefore eligible for a Personal Education Plan.

- 46 (95.8%) Children and young people of statutory school age had an up to date Personal Education Plan.
  - 13 (100.0%) Reviews recorded that the PEP had been completed within 20 school days of becoming Looked After or 20 school days of a change in school as required.
  - 33 (94.3%) Reviews recorded that the young person had an up to date Personal Education Plan.
  - 2 (5.7%) Reviews (for the same young person) recorded that there was no Personal Education Plan

\*\*\*

- 9 (18.0%) Children and young people attending school/college were identified as having a recognised highest additional learning needs.

\*\*\*

- 19 (37.2%) Reviews deemed that the children / young persons attending school/college were underachieving educationally. All 19 (100.0%) Reviews recorded that the young people were receiving support.

\*\*\*

- 5 (83.3%) Reviews identified that the educational provision had been put in place at the start of the placement.
- 1 (16.7%) Review recorded that the educational provision was not in place at the start of the placement.

\*\*\*\*

- 2 (4.2%) Reviews (for the same young person) identified that there had been a period whereby the child / young person had been out of education awaiting a school placement

## 29. National Measure 32: Percentage of Looked After Children who have changed schools and outside of transitional arrangements

Target Set 0% - Target achieved 6.2%

- 3 (6.2%) Reviews recorded a change of school which was not transitional, which compares to 9.1% in the previous quarter.

**30. Number and percentage of Looked After Children who were excluded from school**

Target Set 12% fixed term exclusion – Target achieved 8.3%

Target Set 1% permanent exclusion – Target achieved 0.0%

- 4 (8.3%) Reviews reported that the young person had been excluded on a fixed term basis during the review period. This compares to 3.0% in the previous quarter.
- 0 (0.0%) Reviews reported that the young person had been excluded from school permanently, which is consistent with the previous quarter.

There were exclusions during this quarter: -

- 7 sessions = 3.5 days
- 18 sessions = 9 days
- 3 sessions = 1.5 days

Total – 28 sessions = 14.00 days



## SECTION THREE

### CONSULTATION AND PARTICIPATION

#### 1. **Local Performance Indicator: Number and percentage of Looked After Children of age and understanding consulted by the Social Worker or attended their review**

Target Set 100% – Target achieved 98.1%

The data for this performance indicator relates to 52 reviews as 20 reviews recorded that the children / young persons were not of an age and level of understanding to be included in the consultation process although 4 of these children / young people were present at their review.

- 51 (98.1%) Reviews recorded that consultation had taken place

#### Breakdown of consultation

14 Children / young people attended their review via Teams.

37 Children / young people completed consultation papers or/and had their views represented by professionals, parents, carers or advocates.

- 1 (1.9%) Review recorded that the child / young person had not been consulted as the carer refused to complete a consultation paper with the child / young person.
- The IRO had direct contact with 1 child / young person during the review period outside of the review meeting.

#### 2 **Local Performance Indicator: Number and percentage of Children who were aware of their right for an Advocacy Service / Independent Visitor Scheme**

Target Set 100% - Target achieved 98.1%

The data for this performance indicator relates to 53 reviews as 19 reviews recorded that the children / young people reviewed were not of an age and understanding to be informed about their right for Advocacy / Independent Visitor Scheme and were therefore taken out of the equation.

- 52 (98.1%) Children / young persons were informed of their right for an Advocacy / Independent Visitor Scheme and a referral made.
- 1 (1.9%) Child / young person wasn't informed of their right for an Advocacy / Independent Visitor Scheme as the Carer declined the offer.

### **3 Local Performance Indicator: Number and percentage of Children informed about the Complaints Procedure**

Target Set 100% - Target achieved 97.6%

The data for this performance indicator relates to 42 reviews as 30 reviews recorded that the children / young people were not of the age / level of understanding and were therefore taken out of this equation.

- 41 (97.6%) Children / young people knew about the complaints process, which compares to 100.0% in the previous quarter.
- 1 (2.4%) Child / Young Person needed to be informed of the complaint's process

### **4 Local Performance Indicator: Number and percentage of Parents consulted by the Social Worker before the review or who attended the review**

Target Set 80% - Target achieved 100.0%

The data for this performance indicator relates to 68 reviews as 4 reviews recorded that the parents were not involved in the statutory review process and these were therefore taken out of the above equation.

- 68 (100.0%) Parents completed consultation papers or met with / spoke with the IRO prior and / or after the review or / and attended the review themselves or / and had their views represented by a professional.

#### Breakdown of consultation

Consultation Papers were sent out for all 68 reviews.

49 Reviews confirmed that the parents were present, or spoke to the IRO by phone prior and/or after the review.

### **5 Local Performance Indicator: Number and percentage of Foster Carers consulted by the social worker or attends the Child's Review**

Target Set 100% - Target achieved 100.0%

The data for this performance indicator relates to 56 reviews as 16 reviews recorded that the child was placed with a parent or living independently, these reviews were therefore taken out of the equation.

- 56 (100.0%) Foster Carers completed consultation papers or / and attended the reviews during this period.

**6 Local Performance Indicator: Number and percentage of Health Representative attending the Review or Sending a Report**

Target Set 100% - Target achieved 94.4%

- 68 (94.4%) Reviews confirmed that information regarding health was available for the meeting.
- 4 (5.6%) Reviews reported that there was no health information at the meeting.

**Comment:** Practitioners are reminded to send information, 1 of these young persons was placed out of the area and the details of the host LAC Health Team have now been shared with the Team.

**7. Local Performance Indicator: Number and percentage of a School Representatives attending a Review or Sending a Report**

Target Set 100% - Target achieved 100.0%

- 58 (100.0%) LAC Reviews had a school representative attend or provided a written report, which compares to 94.7% in the previous quarter.

**8. Local performance Indicator: Number and percentage of LAC Review Documents completed by the Social Worker prior to the review**

Target Set 100% - Target achieved 86.1%

- 62 (86.1%) LAC Reviews confirmed that the LAC Review document had been completed by the Social Worker prior to the review, this compares to 85.4% in the previous quarter.
- 10 (13.9%) LAC Reviews confirmed that the LAC Review document had not been completed by the Social Worker prior to the review.

**Comment:** This is due to staffing issues within the Social Work Team. Measures are being put in place to address this issue.

**SECTION FOUR:  
ISSUE RESOLUTION PROTOCOL**

The Issue Resolution Protocol was not initiated during this period for any child by the IRO.

Although it was noted that Mid-Point reviews were not taking place, where needed, IRO were bringing reviews forward when there were concerns.

**SECTION FIVE**

**EVALUATION**

This information was unavailable for this quarter

## SECTION SIX

### PATHWAY PLANNING

#### For over 16 years old and not LAC / over 18 year old care leavers

17 Pathway Plan Reviews were held during the quarter.

**1 Performance Indicator: Percentage of Pathway Plan Review held within timescales**

- 16 (94.1%) Pathway Plan Reviews were held within timescales, which compares to 85.2% in the previous quarter.
- 1 (5.9%) Pathway Plan review was held out of timescales. The reason recorded was due to the change in circumstances for the young person.

**2 Performance Indicator: Percentage of Young Persons with allocated Personal Advisor / Social Worker**

- It was identified at all 17 (100%) reviews that all the young persons had an allocated Social Worker or/and Personal Advisor.

**3 Performance Indicator: Percentage of Pathway Plan Review Record Completed for the Meeting**

- The Review Record had been completed for 11 (64.7%) Pathway Plan reviews, which compares to 88.9% in the previous quarter.
- 6 (35.9%) Reviews reported that the Review Record had not been completed at the time of the review.

**4 Performance indicator: Percentage of Young People Consulted for the Review Meeting**

- 16 (94.1%) Reviews confirmed that the young person had his / her views represented at the review or / and attended the review.
- 1 (5.9%) Review reported that the views of the young person had not been represented, this was due to the fact that the young person was refusing to engage with professionals.

**5 Performance indicator: Percentage of Young People attending their Review Meeting**

- 9 (52.9%) Reviews recorded that the young person attended their review.
- 8 (47.1%) Reviews recorded that the young persons had not attended their review.

**6 Performance Indicator: Percentage of Pathway Plan meeting young person's needs**

- 13 (76.5%) Reviews confirmed that the Pathway Plan was meeting the young person's needs.
- 4 (23.5%) Reviews reported that the Pathway Plan wasn't meeting the young persons' needs; the reasons recorded were as follows: -
  - 2 Young People were refusing to engage with professionals.
  - 1 Other young person was incarcerated.
  - For 1 other young person the escalation of risky behaviour led to the instigation of care proceedings.

**7 Performance Indicator: Percentage of Pathway Plans updated prior to Leaving Care/18<sup>th</sup> Birthday**

- 1 (50.0%) Pathway Plan Review reported that the Pathway Plan had been updated prior to the young persons' leaving care/18<sup>th</sup> Birthday.

**8 Evaluation This information was unavailable for this quarter**

**SECTION SEVEN**

**REGULAR SHORT BREAK CARE**

There were no reviews held within this period

**SECTION EIGHT**

**SHORT BREAKS**

There were no Short Break Reviews held during this period

\*\*\*



## **SECTION NINE**

### **FOSTER CARER REVIEWS**

7 Foster Carer Reviews were undertaken during this period

**1 Performance Indicator: Number and percentage of Foster Carer Reviews undertaken within the statutory timescales**

- 2 (28.6%) Foster Carer Reviews were held within timescales.
- 5 (71.4%) Foster Carer Reviews were held out of timescales; this was due to availability of the Independent Chair.

**2 Performance indicator: Percentage of consultation received from LAC Social Worker**

- 6 (85.7%) Foster Carer Reviews confirmed that consultation had been provided by the LAC Social Worker.
- 1 (14.3%) Foster Carer Review confirmed that consultation had not been provided by the LAC Social Worker.

**3 Performance Indicator: Percentage of Consultation received from children**

- 3 (50.0%) Foster Carer Reviews confirmed that consultation had been received from children.
- 3 (50.0%) Foster Carer Reviews reported that consultation had not been received in this respect.

**4 Performance Indicator: Percentage of Supervising Social Workers' Reports Received**

- Supervising Social Workers' reports were received for all 7 (100%) reviews.

**5 Performance Indicator: Percentage of Reviews able to carry out its purpose**

- All 7 reviews (100.0%) confirmed that the review was able to carry out its purpose.

**6 Performance Indicator: Percentage of Level of Satisfaction from Fostering Service**

- 1 (16.7%) Review identified that the Foster Carers were 'very satisfied' with the service from the Fostering Service.
- 5 (83.3%) Reviews identified that the Foster Carers were 'satisfied' with the service from the Fostering Service.