

Substance Misuse in Ceredigion and service provision

Report to Healthier Communities Committee

Date of meeting: 6 October 2021

Purpose

To provide an over view of the issues within Ceredigion, data from partner agencies and provision of services.

National Policy

The Welsh Government sets out a Substance Misuse Delivery Plan 2019-2022 (Revised in Response to Covid 19) with key aims that are reported on a quarterly basis and reported on a regional basis through the Area Planning Board.

<https://gov.wales/sites/default/files/publications/2021-01/substance-misuse-delivery-plan-2019-to-2022.pdf>

The focus of our work and the plan is:

- Preventing harm
- Support for those that misuse drugs and alcohol in order to improve their health and aid and maintain recovery
- Supporting and protecting families
- Tackling availability and protecting individuals and communities via enforcement activity.

National Picture

There is no definitive number of adults misusing substances however The Office for National Statistics Centre for Crime and Justice Year ending March 2020 drug use.

“Overall drug use continued to remain stable, with around **1 in 11 adults** aged 16 to 59 years having taken a drug in the past year (9.4%; approximately). However, there were differences between age groups. Drug use was much more common among younger adults although, again, the proportion of 16- to 24-year-olds taking drugs was similar to the previous year (21%; approximately).”

There is increasing recognition of the significant health harm that alcohol can cause. In Wales, 15 per cent of all hospital admissions are due to alcohol intoxication and most recent data on hospital admissions for Hywel Dda University Health Board (2016/17) show that over 14,000 bed days were taken up by patients where alcohol was a primary or contributory factor in their admittance at a cost to the Health Board of over £6.1 million per year in inpatient treatment alone.

Ceredigion Local Health data

Estimated prevalence of lifestyle behaviours, counts and percentage, all persons aged 16+ Hywel Dda UHB GP Clusters 2016-18

Cluster Name	Aged 16+population	Smoking	Drinking above guidelines	Healthy Weight	Physical Activity Guidelines	Consuming 5 a day
North Ceredigion	39,658	15.5%	19.9%	45.4%	57.2%	24.6%
South Ceredigion	40,927	17.2%	19.5%	37.9%	51.7%	22.7%

Services in Ceredigion

The main services within Ceredigion are Community Drug and Alcohol Team (CDAT) Hywel Dda, Alcohol Liaison Nurses Hywel Dda, Barod (Substance Misuse Charity that is funded to provide adult and young people services) and Ceredigion Council's Substance Misuse Service. All these teams work together meeting on a weekly basis to ensure support is co-ordinated and appropriate. We are very fortunate to have such strong partnership working between the different teams. There is also voluntary support groups Alcohol Anonymous (AA) and Narcotics Anonymous (NA).

Info Base Cymru- 2019-2020 Hywel Dda Ceredigion

Number of assessments for alcohol misuse	Number of individuals assessed for alcohol misuse	Rate of alcohol misuse per 100,000 people	Number of assessments for drug misuse	Number of individuals assessed for drug misuse	Rate of drug misuse per 100,000 people
382	289	398	355	270	371

Barod

Number of referrals			
Year	DDAS Generic	DDAS Criminal Justice	Choices (Young People)
2020 - 2021	431	143	41
2019 - 2020	520	157	100
2018 - 2019	491	131	62
2017 - 2018	472	106	52
2016 - 2017	442	95	55

Number of assessments (people actually attending)			
Year	DDAS Generic	DDAS CJ	Choices

2020 - 2021	311	87	30
2019 - 2020	387	109	83
2018 - 2019	366	71	53
2017 - 2018	339	62	44
2016 - 2017	299	60	45

Ceredigion Council Substance Misuse Service Cases

1 st Quarter	2 nd Quarter	3 rd Quarter	4 th Quarter	Total
• 2020/21 - 22	2020/21 - 17	2020/21 - 6	2020/21 - 17	62
• 2019/20 - 21	2019/20 - 24	2019/20 - 17	2019/20 - 25	87
• 2018/19 - 15	2018/19 - 19	2018/19 - 25	2018/19 - 15	74
• 2017/18 - 15	2017/18 - 21	2017/18 - 17	2017/18 - 22	74
• 2016/17 - 10	2016/17 - 22	2016/17 - 15	2016/17 - 32	79
• 2015/16 - 12	2015/16 - 20	2015/16 - 14	2015/16 - 25	71
• 2014/15 - 20	2014/15 - 25	2014/15 - 24	2014/15 - 25	94

Ceredigion Council funds services, provides the social care support for adults and assessments for placements in rehab.

Police- tackling supply

Dyfed Powys Police recorded 205 more drug offences in 2018-19 compared with the previous year. Possession volumes however during this period were lower than volumes recorded in 2014-15 and 2015-16 but higher compared to 2016-17. Drug trafficking offences were at their highest when compared to the previous 4 years.

The majority of overall offences were recorded within Carmarthenshire (34%), followed by Powys (25%), Pembrokeshire (25%) and Ceredigion (16%). This is unsurprising since these two areas have experienced the most impact from organised crime groups (OCGs) and drug gangs using county lines tactics with protracted operational activity focusing on these areas.

County Summary 2018-19 (Dyfed Powys Police, 2019)

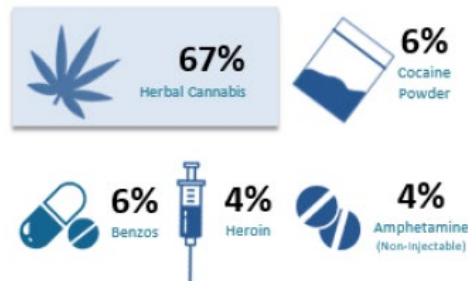
Territory	No. Offences	Per 1,000 Pop
Carmarthenshire	679	3.893
Ceredigion	309	3.122
Pembrokeshire	497	4.305
Powys	527	4.149
Total	2,012	3.900

Dyfed Powys Police Possession Offences Data

There were 1667 drug possession offences recorded by Dyfed Powys Police during 2018-19. The offenders were predominantly male (82%) with a median age of 29 years

of age. The main drug seized was herbal cannabis (67%) with cocaine and benzos each being seized 6% of the time. 65% of drugs were seized in a public place or on the highway, 28% were in a dwelling, 5% in public houses or nightclubs and 2% in educational establishments.

Types of drugs seized by Dyfed Powys Police 2018-19 (Dyfed Powys Police, 2019)



The largest volume of drug possession offences took place in Aberystwyth Central whilst Elli, Ammanford and Tysha wards also show high volume. Whilst some of these wards are significant areas of deprivation, some consideration should be given to the student population in Aberystwyth.

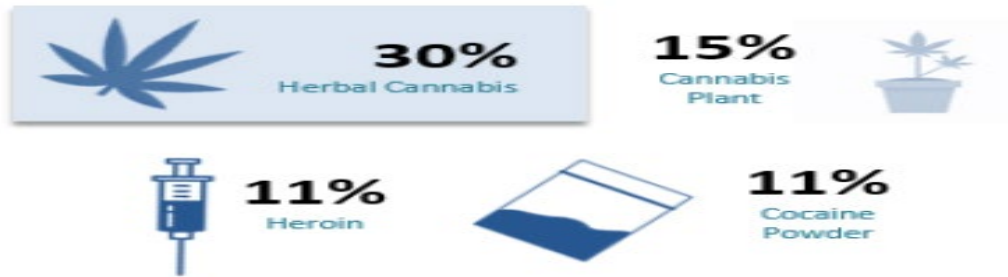
Drug possession offences – Top 5 wards (Dyfed Powys Police, 2019)

County	Beat	Vol.
Ceredigion	Aberystwyth Central	74
Carmarthenshire	Elli	65
Carmarthenshire	Ammanford	62
Carmarthenshire	Tyisha	44
Pembrokeshire	Priory	43

Dyfed Powys Police Drug Trafficking Offences Data

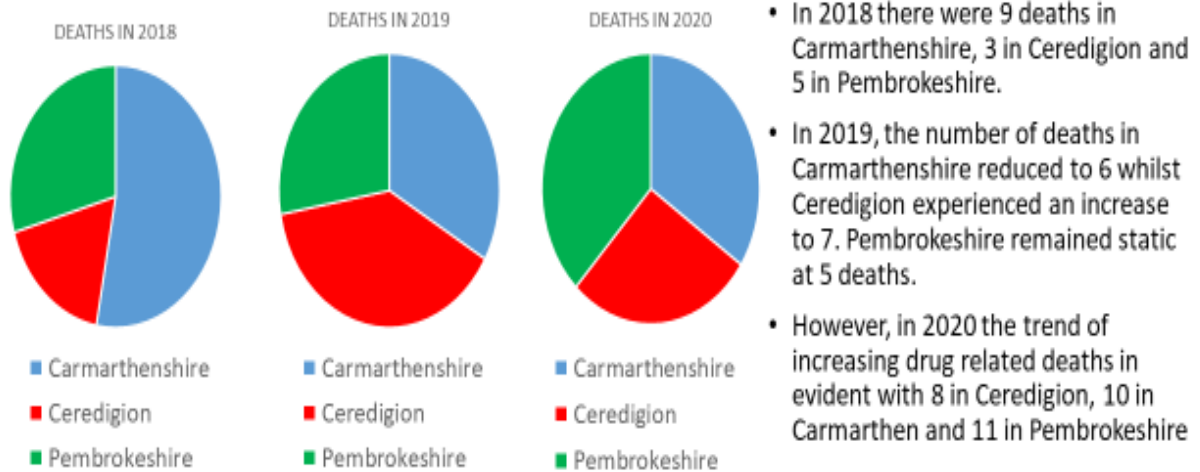
There were 345 drug trafficking offences in the Dyfed Powys area during 2018-19 which was an increase on previous years (243 in 2017-18, 207 in 2016-17). 84% of offenders were male with a median age of 25. Of the drugs that were being trafficked and seized by Dyfed Powys Police, 30% were herbal cannabis, 15% were cannabis plants whilst heroin and cocaine both constituted of 11% of seized drugs.

Types of drugs being trafficked and seized by Dyfed Powys Police 2018-19 (Dyfed Powys Police, 2019)



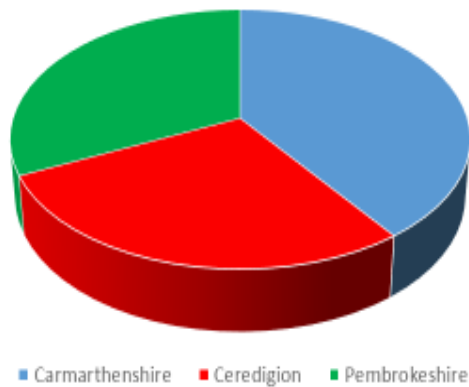
Drug Related Deaths by County

Figure 19. Geographical spread of drug related deaths in Hywel Dda 2018-2020



Non-Fatal Overdoses by County

Figure 21. Geographic Distribution of Non-Fatal Drug Overdoses, May 2020- April 2021



- There have been 50 non-fatal overdoses reported by DPP during this time
- Unlike the DRDs, there is a much more even spread across the three counties
- In Ceredigion there have been 14 non-fatal overdoses reported. This equates to 28% of all cases
- Pembrokeshire experienced 16 overdoses (32%)
- Carmarthenshire had the highest number of overdoses with 20 (40%)
- As previously discussed, these figures only include cases reported by DPP so the actual figure may be significantly higher
- This again emphasises the need for an ISP with regard to non-fatal overdoses

Substance Misuse in Ceredigion and service provision



John Callow
Corporate Manager
Substance Misuse



The Welsh Government sets out a Substance Misuse Delivery Plan 2019-2022 (Revised in Response to Covid 19)

The focus of our work and the plan is

- Preventing harm
- Support for those that misuse drugs and alcohol in order to improve their health and aid and maintain recovery
- Supporting and protecting families
- Tackling availability and protecting individuals and communities via enforcement activity.

National Picture

The Office for National Statistics Centre for Crime and Justice
Year ending March 2020 drug use.

“Overall drug use continued to remain stable, with around **1 in 11 adults** aged 16 to 59 years having taken a drug in the past year (**9.4%; approximately**). However, there were differences between age groups. Drug use was much more common among younger adults although, again, the proportion of 16- to 24-year-olds taking drugs was similar to the previous year (**21%; approximately**).”

Alcohol

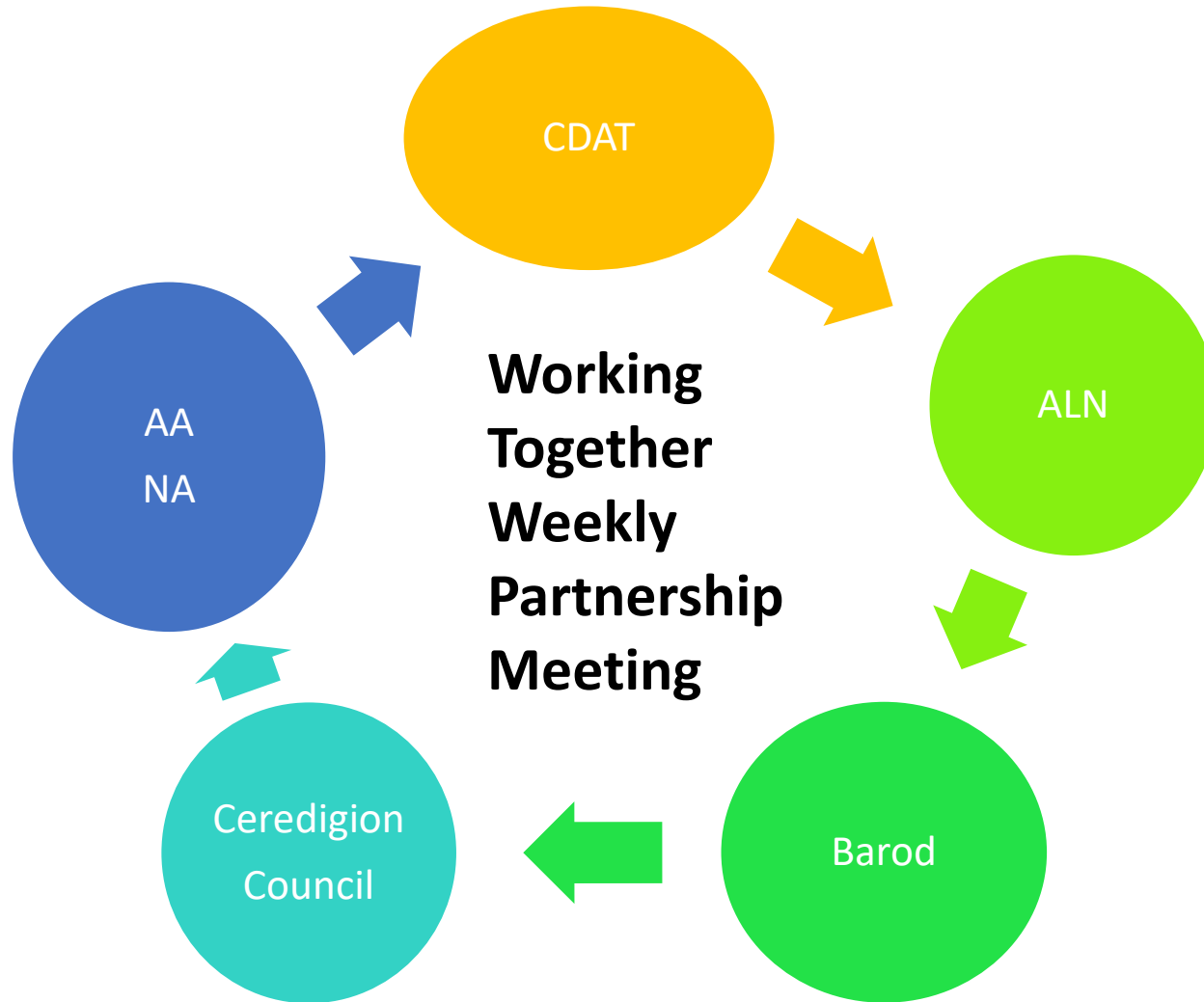
- **There is increasing recognition of the significant health harm that alcohol can cause.**
- **In Wales, 15 per cent of all hospital admissions are due to alcohol intoxication**
- **Hospital admissions for Hywel Dda University Health Board (2016/17) show that over 14,000 bed days were taken up by patients where alcohol was a primary or contributory factor**
- **At a cost to the Health Board of over £6.1 million per year in inpatient treatment alone.**

Ceredigion GP Stats

Estimated prevalence of lifestyle behaviours, counts and percentage, all persons aged 16+ Hywel Dda UHB GP Clusters 2016-18

Cluster Name	Aged 16+population	Smoking	Drinking above guidelines	Healthy Weight	Physical Activity Guidelines	Consuming 5 a day
North Ceredigion	39,658	15.5%	19.9%	45.4%	57.2%	24.6%
South Ceredigion	40,927	17.2%	19.5%	37.9%	51.7%	22.7%

Services in Ceredigion



Services are provided by Ceredigion County Council, Hywel Dda Health Authority and Dyfed Drug and Alcohol Service (DDAS), and all referrals to the Adult Substance Misuse services are via

DDAS - 0330 363 9997.

Info Base Cymru- 2019-2020 Hywel Dda Ceredigion

Number of assessments for alcohol misuse	Number of individuals assessed for alcohol misuse	Rate of alcohol misuse per 100,000 people	Number of assessments for drug misuse	Number of individuals assessed for drug misuse	Rate of drug misuse per 100,000 people
382	289	398	355	270	371

Barod

Number of assessments (people actually attending)			
Year	DDAS Generic	DDAS CJ	Choices
2020 - 2021	311	87	30
2019 - 2020	387	109	83
2018 - 2019	366	71	53
2017 – 2018	339	62	44
2016 – 2017	299	60	45

Ceredigion Council Substance Misuse Service Cases

1 st Quarter	2 nd Quarter	3 rd Quarter	4 th Quarter	Total
• 2020/21 - 22	2020/21 - 17	2020/21 - 6	2020/21 - 17	62
• 2019/20 - 21	2019/20 - 24	2019/20 - 17	2019/20 - 25	87
• 2018/19 - 15	2018/19 - 19	2018/19 - 25	2018/19 - 15	74
• 2017/18 - 15	2017/18 - 21	2017/18 - 17	2017/18 - 22	74
• 2016/17 - 10	2016/17 - 22	2016/17 - 15	2016/17 - 32	79
• 2015/16 - 12	2015/16 - 20	2015/16 - 14	2015/16 - 25	71
• 2014/15 - 20	2014/15 - 25	2014/15 - 24	2014/15 - 25	94

Police- tackling supply

Territory	No. Offences	Per 1,000 Pop
Carmarthenshire	679	3.893
Ceredigion	309	3.122
Pembrokeshire	497	4.305
Powys	527	4.149
Total	2,012	3.900

County Summary 2018-19 (Dyfed Powys Police, 2019)

- Dyfed Powys Police recorded 205 more drug offences in 2018-19 compared with the previous year. Possession volumes however during this period were lower than volumes recorded in 2014-15 and 2015-16 but higher compared to 2016-17. Drug trafficking offences were at their highest when compared to the previous 4 years.
- The majority of overall offences were recorded within Carmarthenshire (34%), followed by Powys (25%), Pembrokeshire (25%) and Ceredigion (16%). This is unsurprising since these two areas have experienced the most impact from organised crime groups (OCGs) and drug gangs using county lines tactics with protracted operational activity focusing on these areas.

Dyfed Powys Police Possession Offences Data



6%
Benzos



4%
Heroin




4%
Amphetamine
(Non-injectable)

Dyfed Powys Police Drug Trafficking Offences Data

There were 345 drug trafficking offences in the Dyfed Powys area during 2018-19

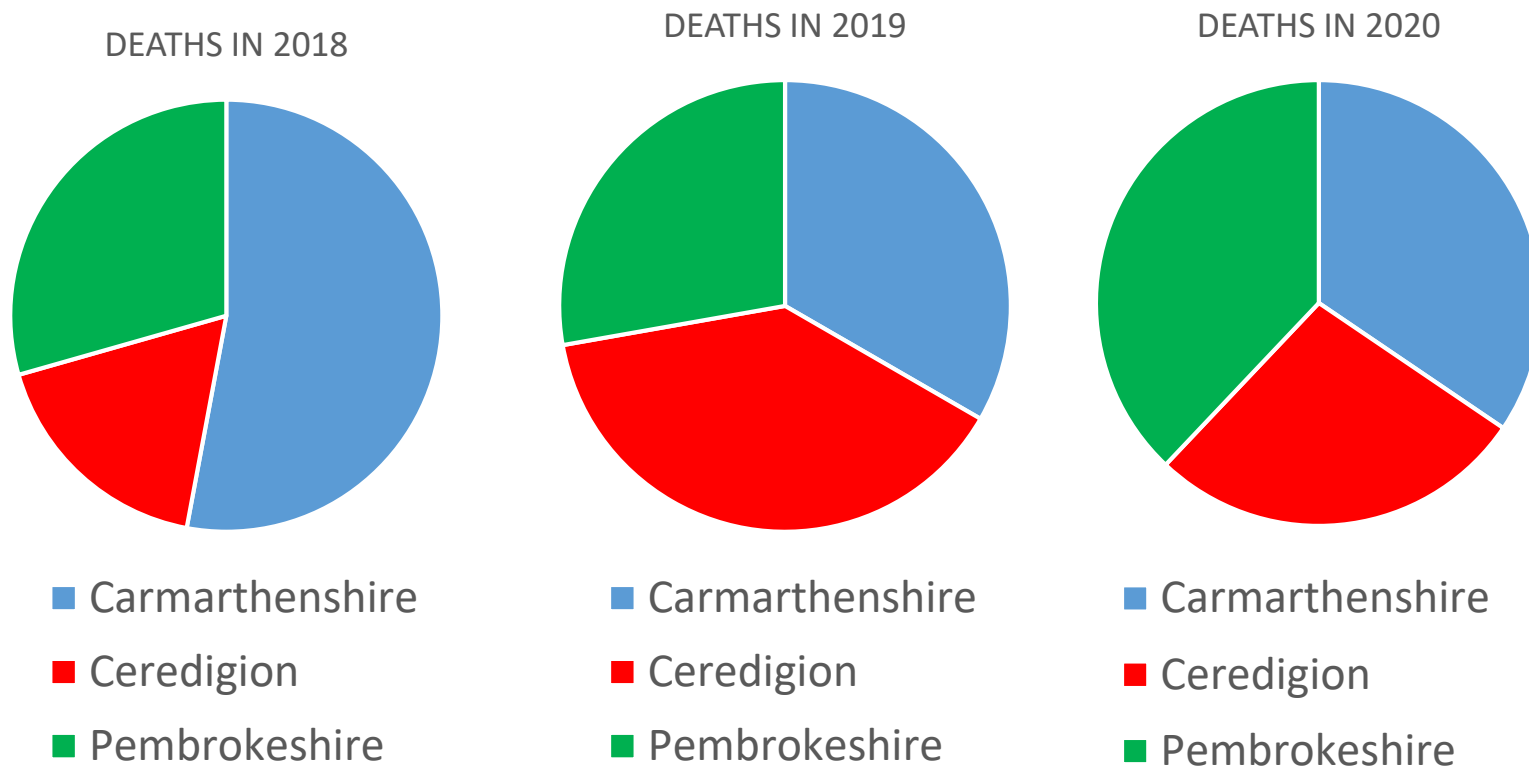
An increase on previous years (243 in 2017-18, 207 in 2016-17).

84% of offenders were male with a median age of 25.



Drug Related Deaths by County

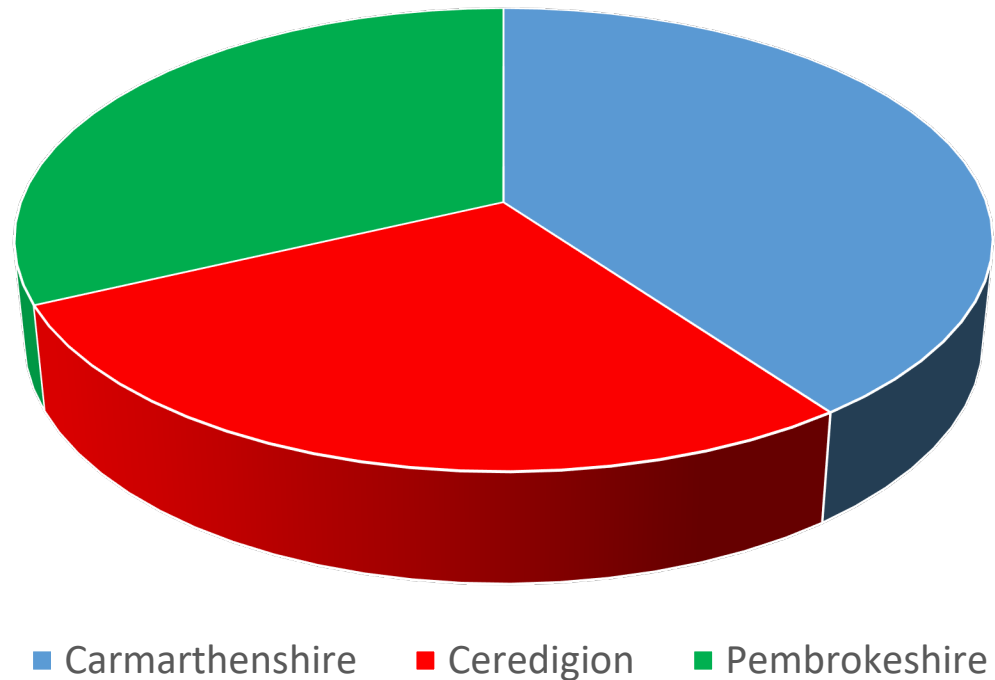
Figure 19. Geographical spread of drug related deaths in Hywel Dda 2018-2020



- In 2018 there were 9 deaths in Carmarthenshire, 3 in Ceredigion and 5 in Pembrokeshire.
- In 2019, the number of deaths in Carmarthenshire reduced to 6 whilst Ceredigion experienced an increase to 7. Pembrokeshire remained static at 5 deaths.
- However, in 2020 the trend of increasing drug related deaths is evident with 8 in Ceredigion, 10 in Carmarthen and 11 in Pembrokeshire

Non-Fatal Overdoses by County

Figure 21. Geographic Distribution of Non-Fatal Drug Overdoses, May 2020- April 2021



- There have been 50 non-fatal overdoses reported by DPP during this time
- Unlike the DRDs, there is a much more even spread across the three counties
- In Ceredigion there have been 14 non-fatal overdoses reported. This equates to 28% of all cases
- Pembrokeshire experienced 16 overdoses (32%)
- Carmarthenshire had the highest number of overdoses with 20 (40%)
- As previously discussed, these figures only include cases reported by DPP so the actual figure may be significantly higher
- This again emphasises the need for an ISP with regard to non-fatal overdoses